

SPRING

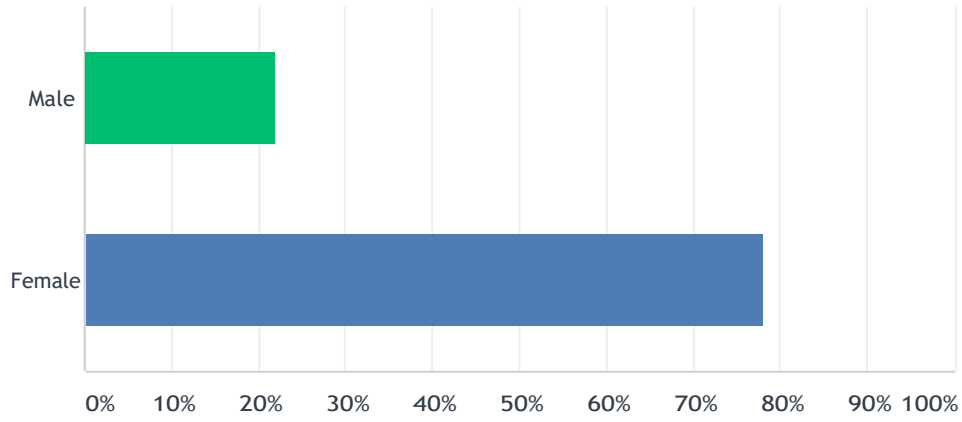
GRADUATE
EXIT
SURVEY

2021



Gender:

Answered: 32 Skipped: 0

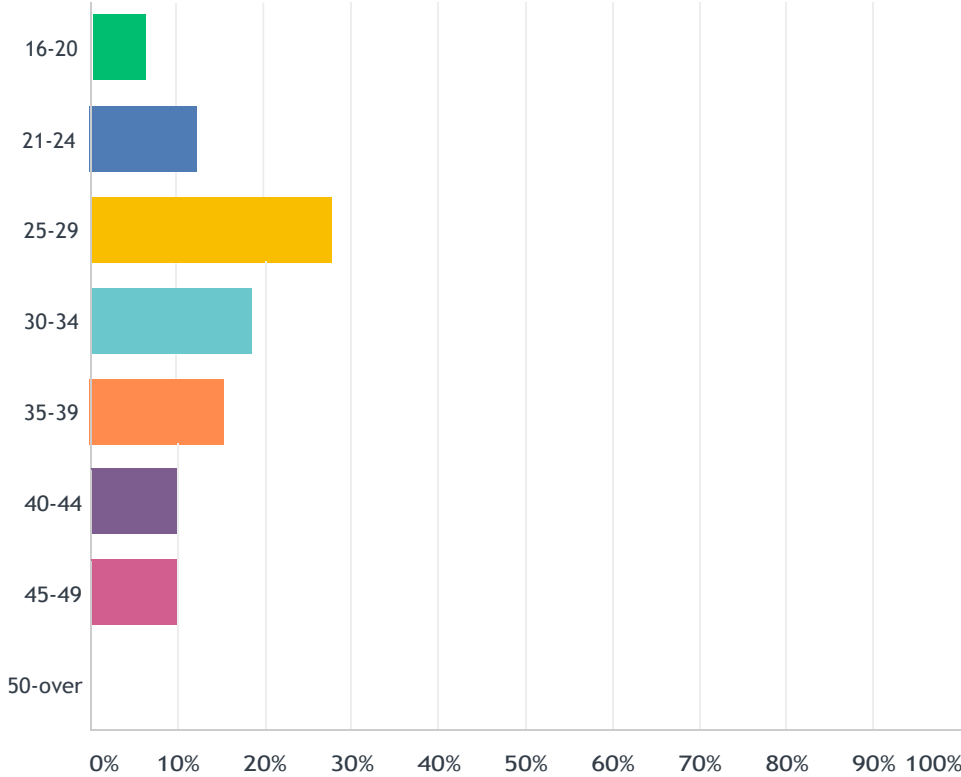


ANSWER CHOICES	RESPONSES
Male	21.88% 7
Female	78.13% 25
TOTAL	32



Age Group:

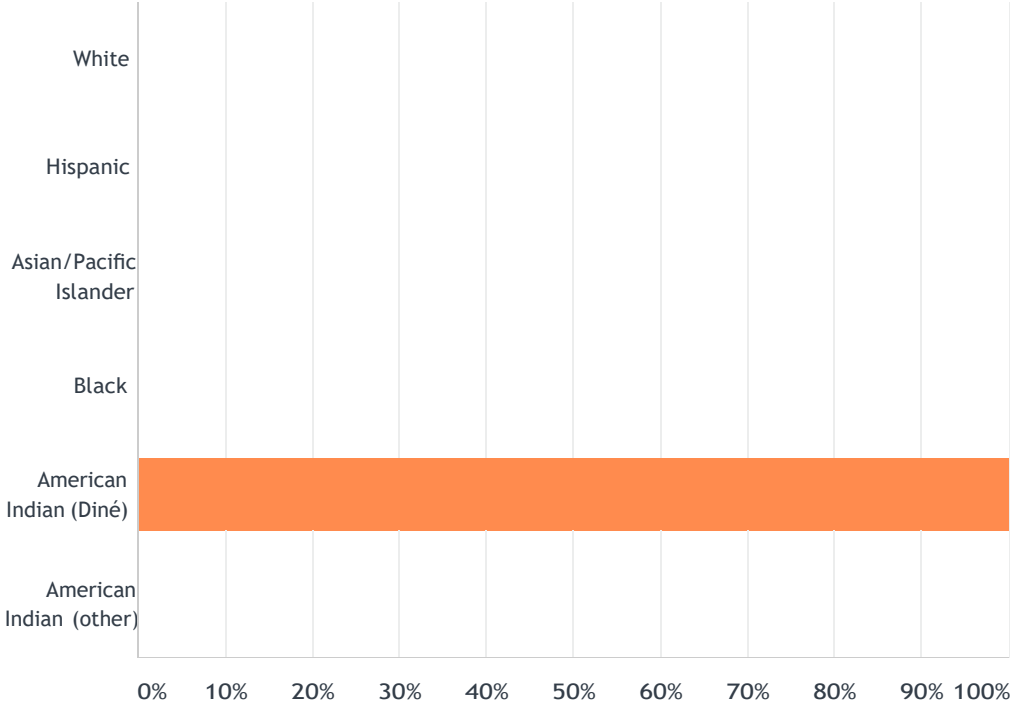
Answered: 32 Skipped: 0



ANSWER CHOICES	RESPONSES
16-20	6.25% 2
21-24	12.50% 4
25-29	28.13% 9
30-34	18.75% 6
35-39	15.63% 5
40-44	9.38% 3
45-49	9.38% 3
50- over	0.00% 0
TOTAL	32

Ethnicity:

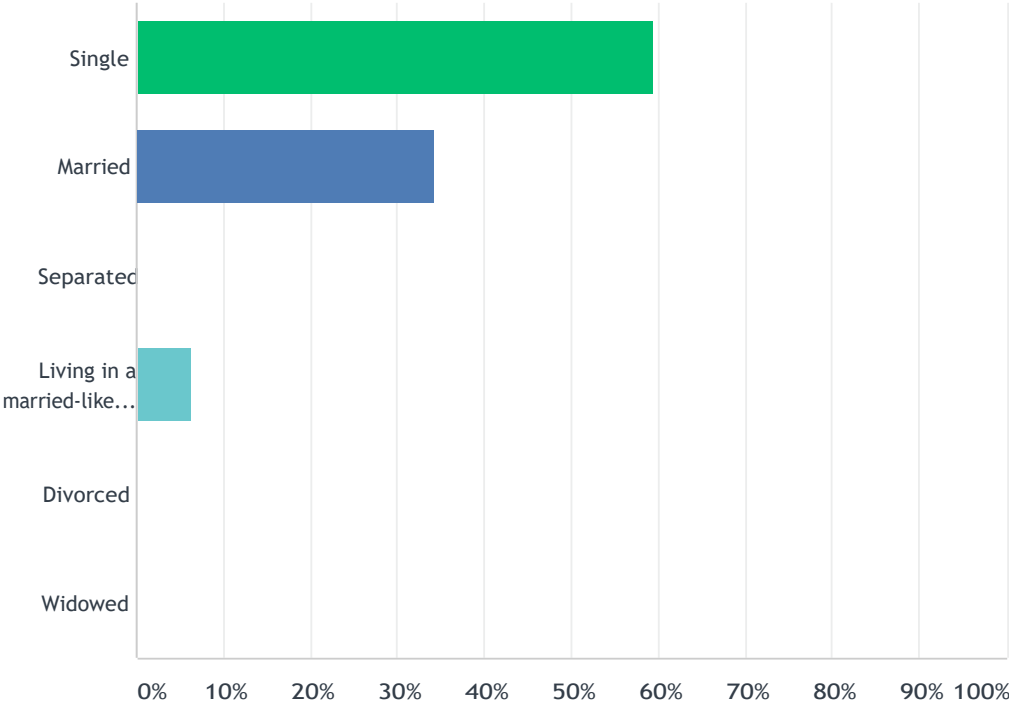
Answered: 32 Skipped: 0



ANSWER CHOICES	RESPONSES
White	0.00% 0
Hispanic	0.00% 0
Asian/Pacific Islander	0.00% 0
Black	0.00% 0
American Indian (Diné)	100.00% 32
American Indian (other)	0.00% 0
TOTAL	32

Marital Status

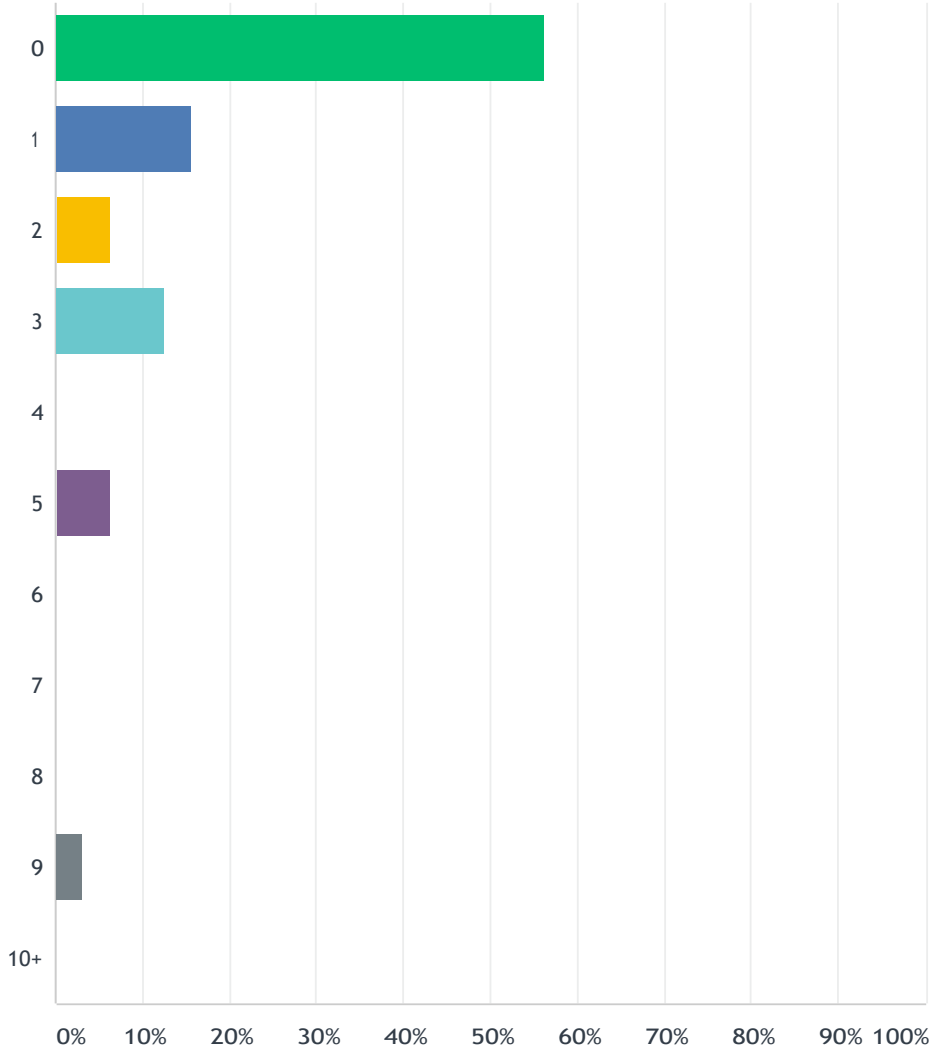
Answered: 32 Skipped: 0



ANSWER CHOICES	RESPONSES	
Single	59.38%	19
Married	34.38%	11
Separated	0.00%	0
Living in a married-like relationship	6.25%	2
Divorced	0.00%	0
Widowed	0.00%	0
TOTAL		32

Number of Dependent children

Answered: 32 Skipped: 0



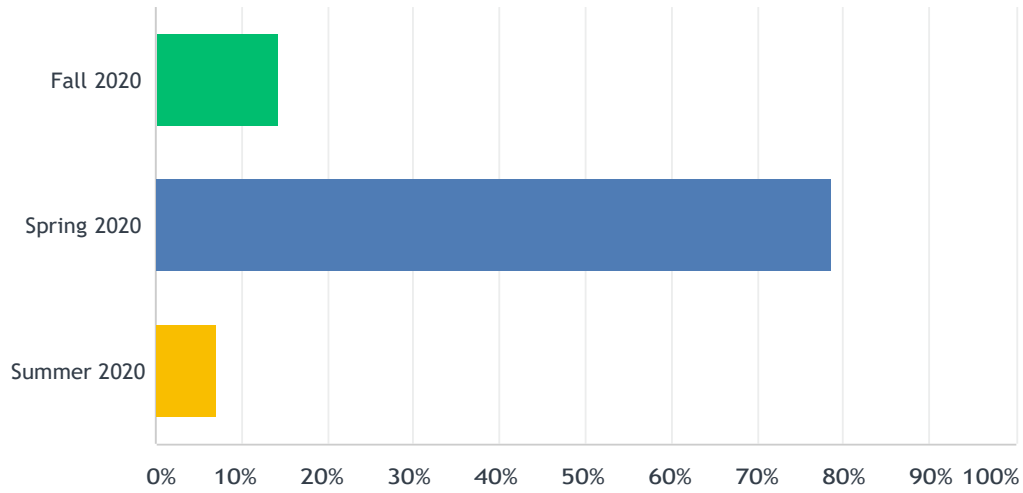
Diné College - Spring 2021 Graduate Exit Survey

ANSWER CHOICES	RESPONSES	
0	56.25%	18
1	15.63%	5
2	6.25%	2
3	12.50%	4
4	0.00%	0
5	6.25%	2
6	0.00%	0
7	0.00%	0
8	0.00%	0
9	3.13%	1
10+	0.00%	0
TOTAL		32



Term of Degree Completion:

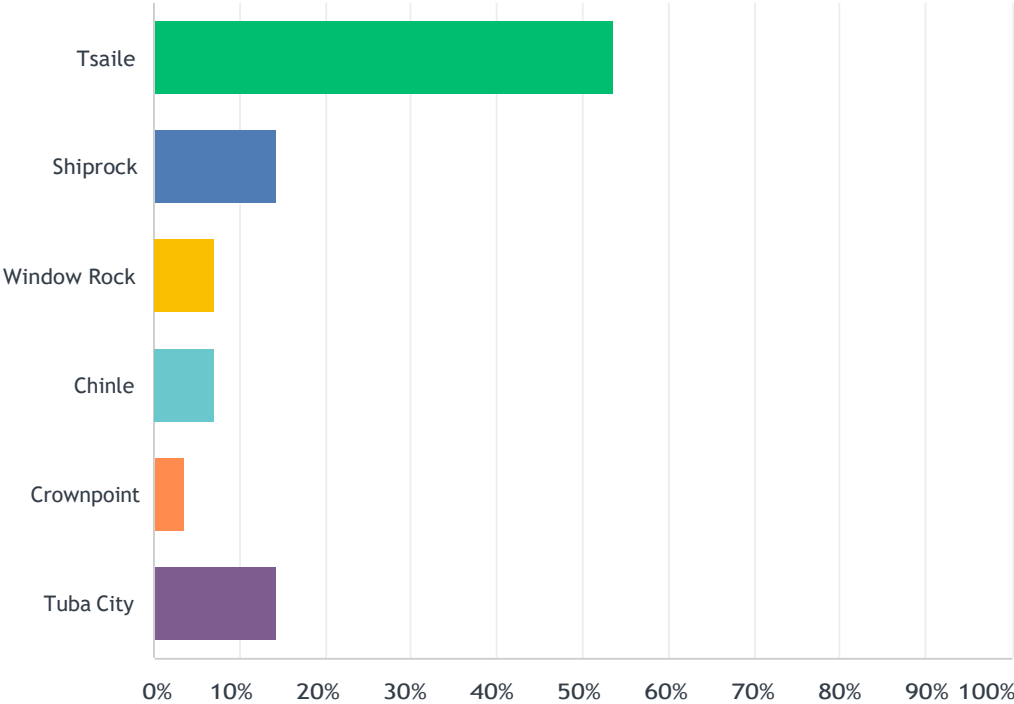
Answered: 28 Skipped: 4



ANSWER CHOICES	RESPONSES
Fall 2020	14.29% 4
Spring 2020	78.57% 22
Summer 2020	7.14% 2
TOTAL	28

Which campus/center did you take classes most often?

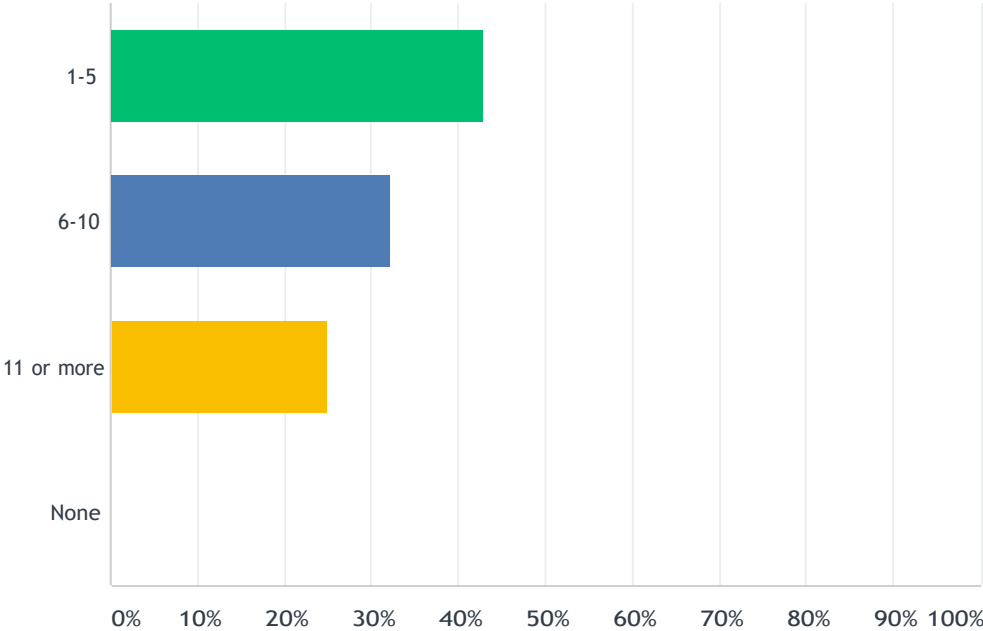
Answered: 28 Skipped: 4



ANSWER CHOICES	RESPONSES	
Tsaille	53.57%	15
Shiprock	14.29%	4
Window Rock	7.14%	2
Chinle	7.14%	2
Crownpoint	3.57%	1
Tuba City	14.29%	4
TOTAL		28

How many courses did you take online via internet?

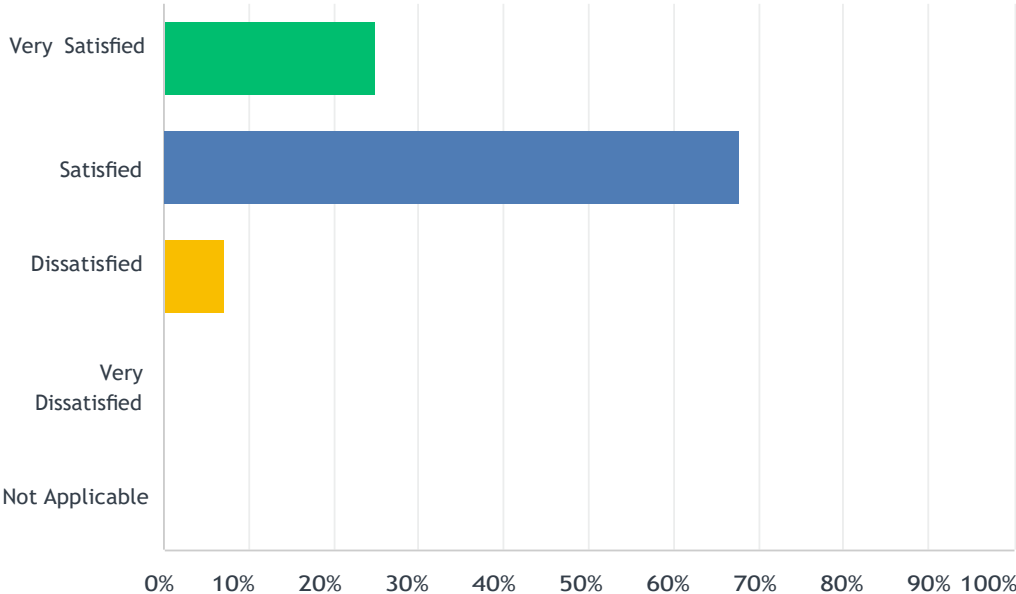
Answered: 28 Skipped: 4



ANSWER CHOICES	RESPONSES	
1-5	42.86%	12
6-10	32.14%	9
11 or more	25.00%	7
None	0.00%	0
TOTAL		28

How satisfied were you with the online classes you enrolled in at Diné College?

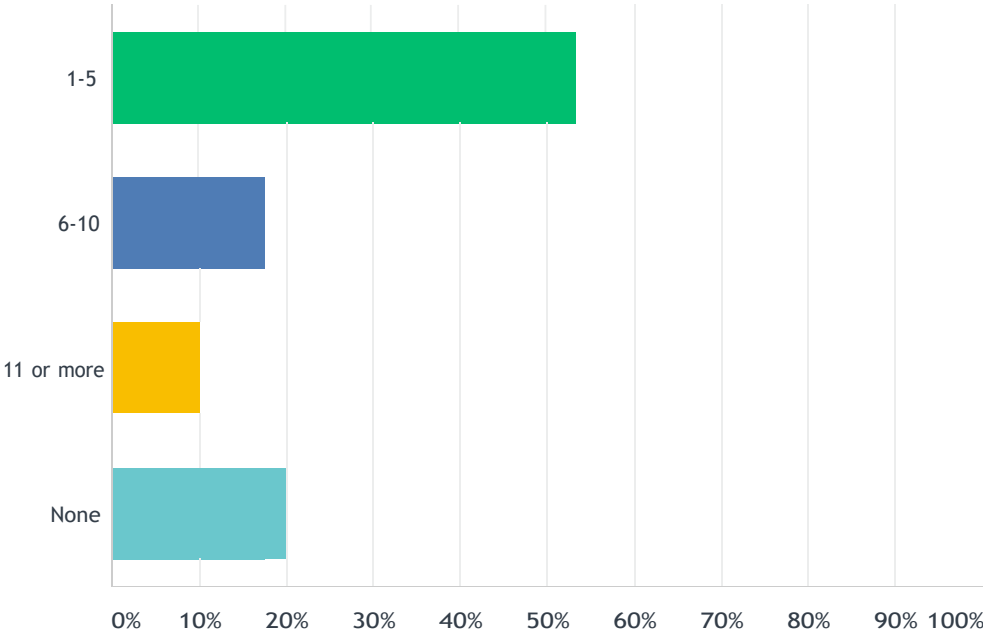
Answered: 28 Skipped: 4



ANSWER CHOICES	RESPONSES
Very Satisfied (4)	25.00% 7
Satisfied (3)	67.86% 19
Dissatisfied (2)	7.14% 2
Very Dissatisfied (1)	0.00% 0
Not Applicable	0.00% 0
TOTAL	28

How many courses did you take online via ITV?

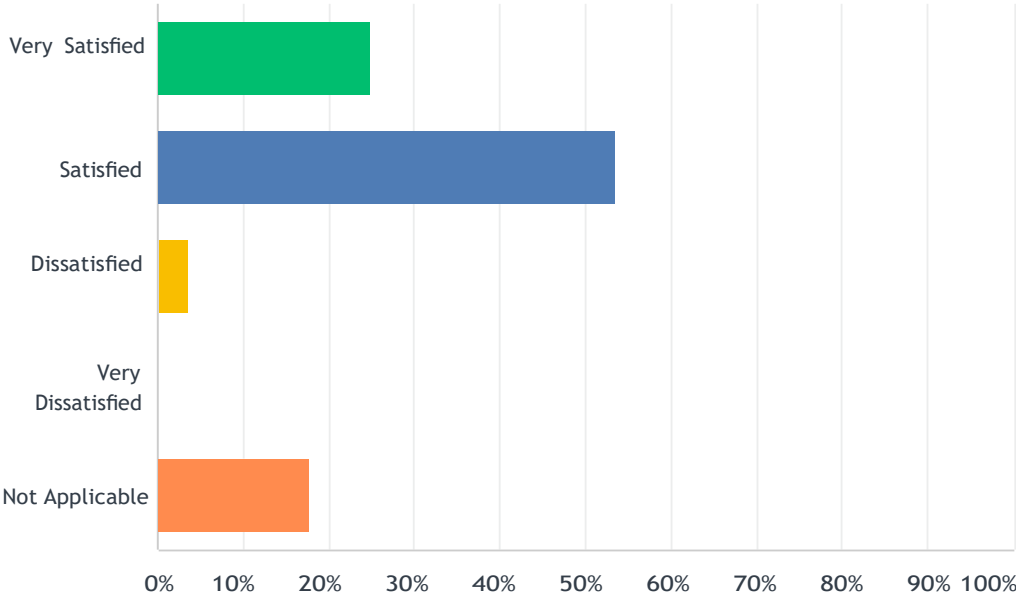
Answered: 28 Skipped: 4



ANSWER CHOICES	RESPONSES
1-5	53.57% 15
6-10	17.86% 5
11 or more	10.71% 3
None	17.86% 5
TOTAL	28

How satisfied were you with the ITV classes you enrolled in at Diné College?

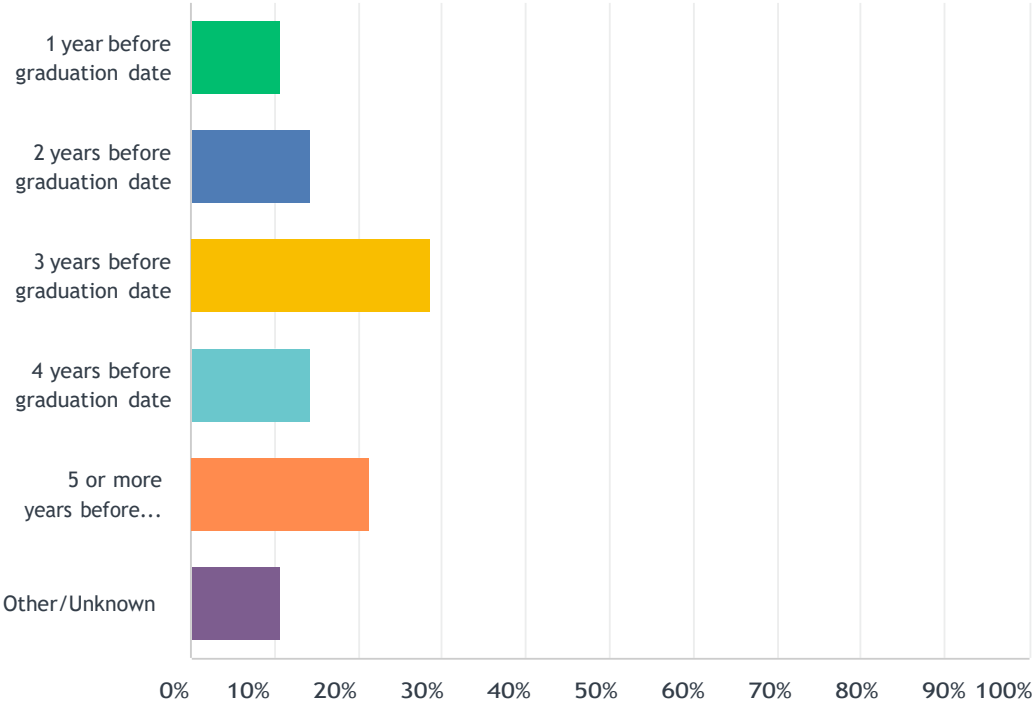
Answered: 28 Skipped: 4



ANSWER CHOICES	RESPONSES
Very Satisfied (4)	25.00% 7
Satisfied (3)	53.57% 15
Dissatisfied (2)	3.57% 1
Very Dissatisfied (1)	0.00% 0
Not Applicable	17.86% 5
TOTAL	28

When did you begin academic work on your degree program?

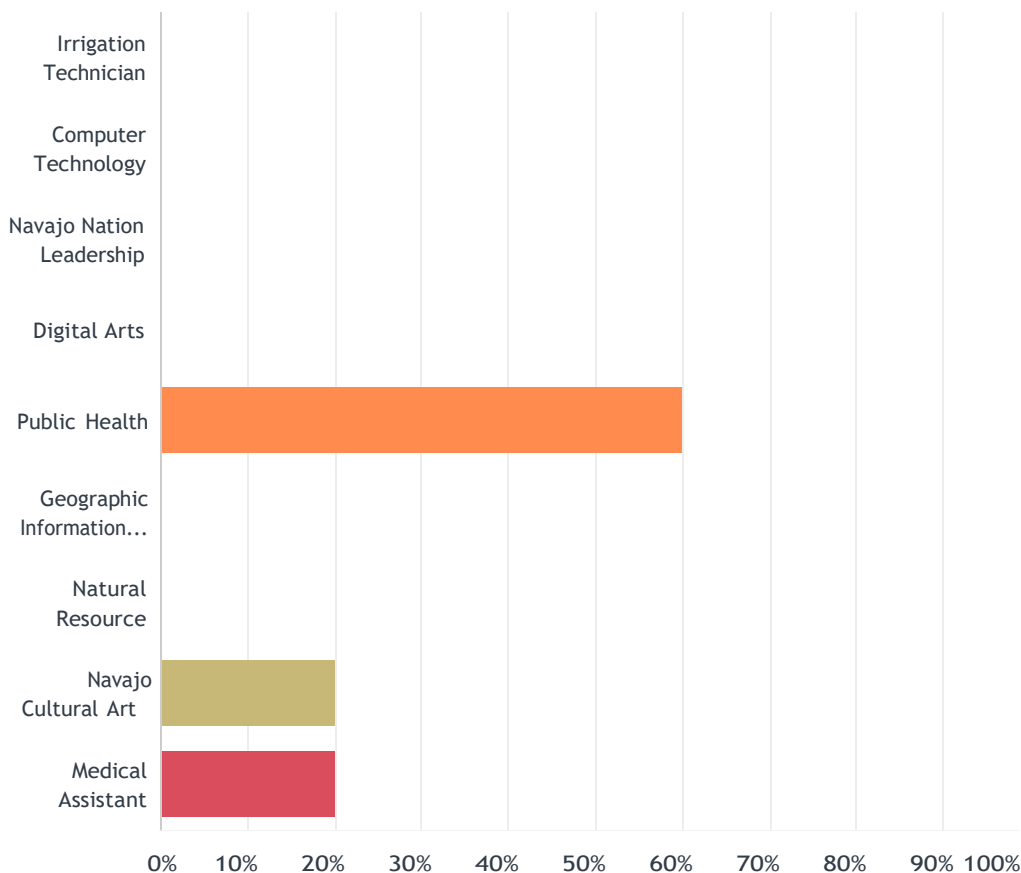
Answered: 28 Skipped: 4



ANSWER CHOICES	RESPONSES
1 year before graduation date	10.71% 3
2 years before graduation date	14.29% 4
3 years before graduation date	28.57% 8
4 years before graduation date	14.29% 4
5 or more years before graduation date	21.43% 6
Other/Unknown	10.71% 3
TOTAL	28

Please select the specific Certificate(s) you will be graduating with(check all that apply, if any):

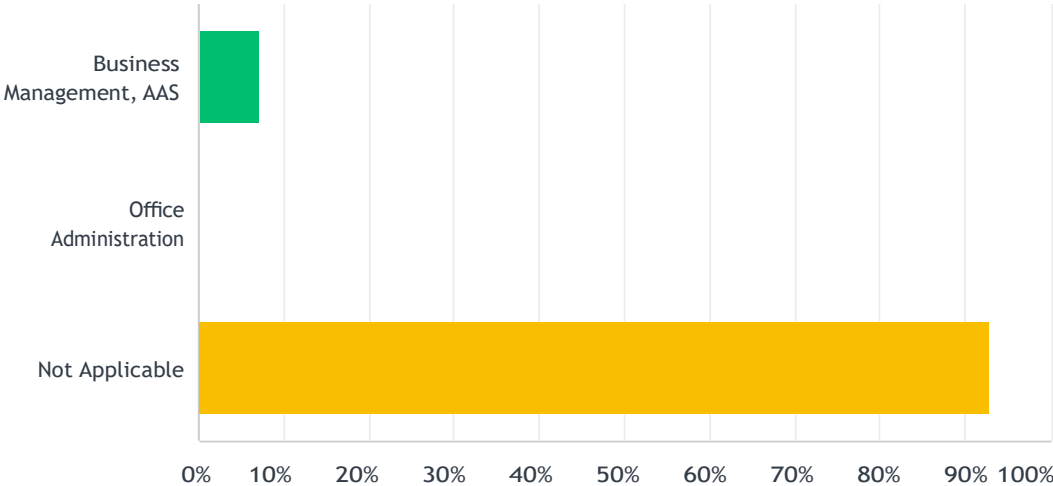
Answered: 5 Skipped: 27



ANSWER CHOICES	RESPONSES
Irrigation Technician	0.00% 0
Computer Technology	0.00% 0
Navajo Nation Leadership	0.00% 0
Digital Arts	0.00% 0
Public Health	60.00% 3
Geographic Information Systems	0.00% 0
Natural Resource	0.00% 0
Navajo Cultural Arts	20.00% 1
Medical Assistant	20.00% 1
Total Respondents: 5	

Please select the specific Associate of Applied Science Degree(s) you will be graduating with (check all that apply, if any):

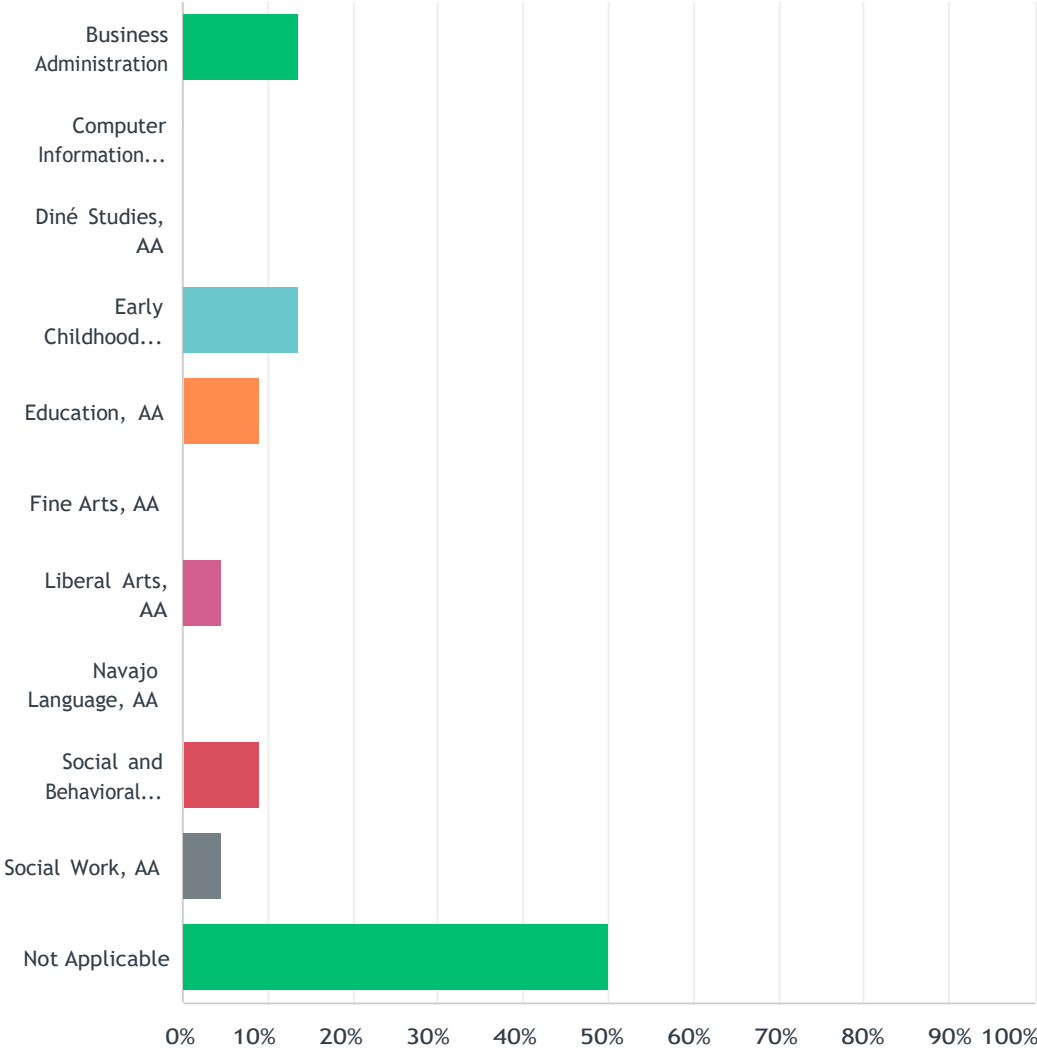
Answered: 14 Skipped: 18



ANSWER CHOICES	RESPONSES	
Business Management, AAS	7.14%	1
Office Administration, AAS	0.00%	0
Not Applicable	92.86%	13
Total Respondents: 14		

Please select the specific Associate of Arts Degree(s) you will be graduating with (check all that apply):

Answered: 22 Skipped: 10



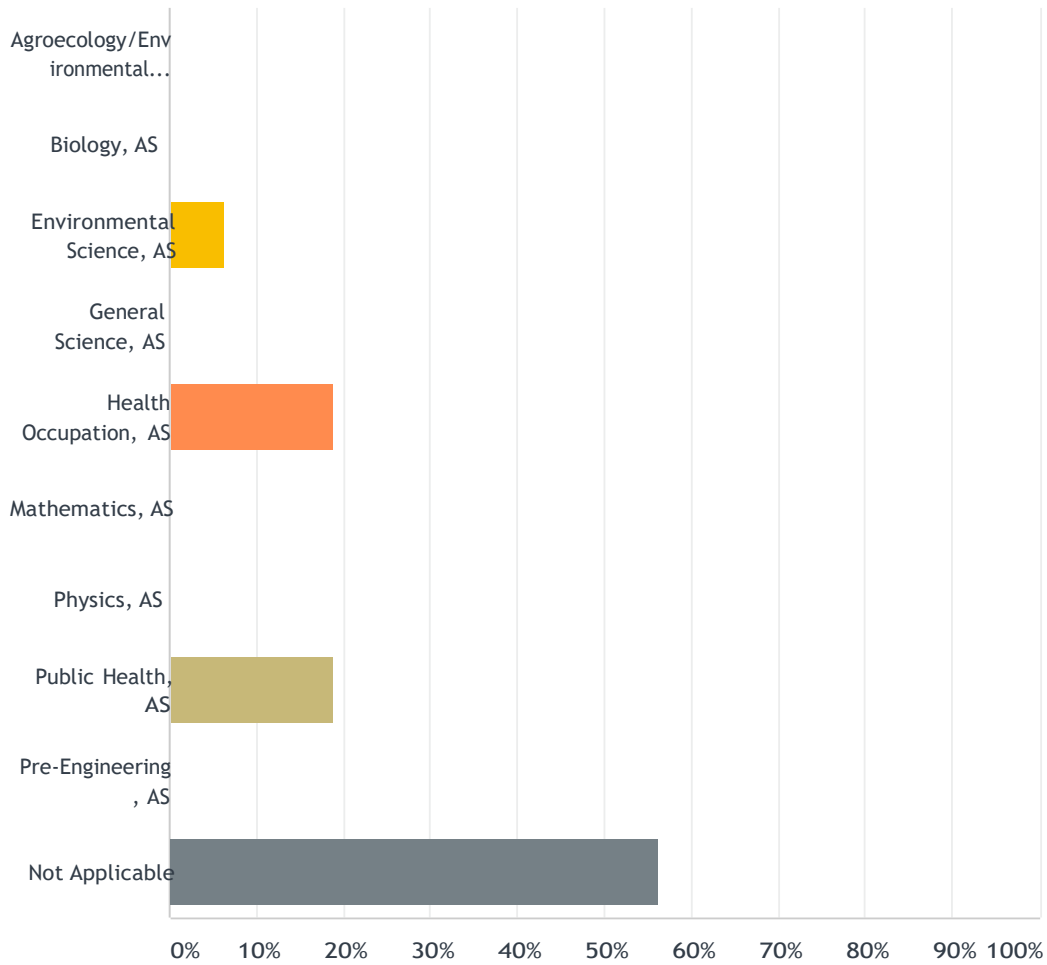
Diné College - Spring 2021 Graduate Exit Survey

ANSWER CHOICES	RESPONSES	
Business Administration, AA	13.64%	3
Computer Information System, AA	0.00%	0
Diné Studies, AA	0.00%	0
Early Childhood Education, AA	13.64%	3
Education, AA	9.09%	2
Fine Arts, AA	0.00%	0
Liberal Arts, AA	4.55%	1
Navajo Language, AA	0.00%	0
Social and Behavioral Sciences, AA	9.09%	2
Social Work, AA	4.55%	1
Not Applicable	50.00%	11
Total Respondents: 22		



Please select the specific Associate of Science Degree(s) you will be graduating with (check all that apply, if any):

Answered: 16 Skipped: 16



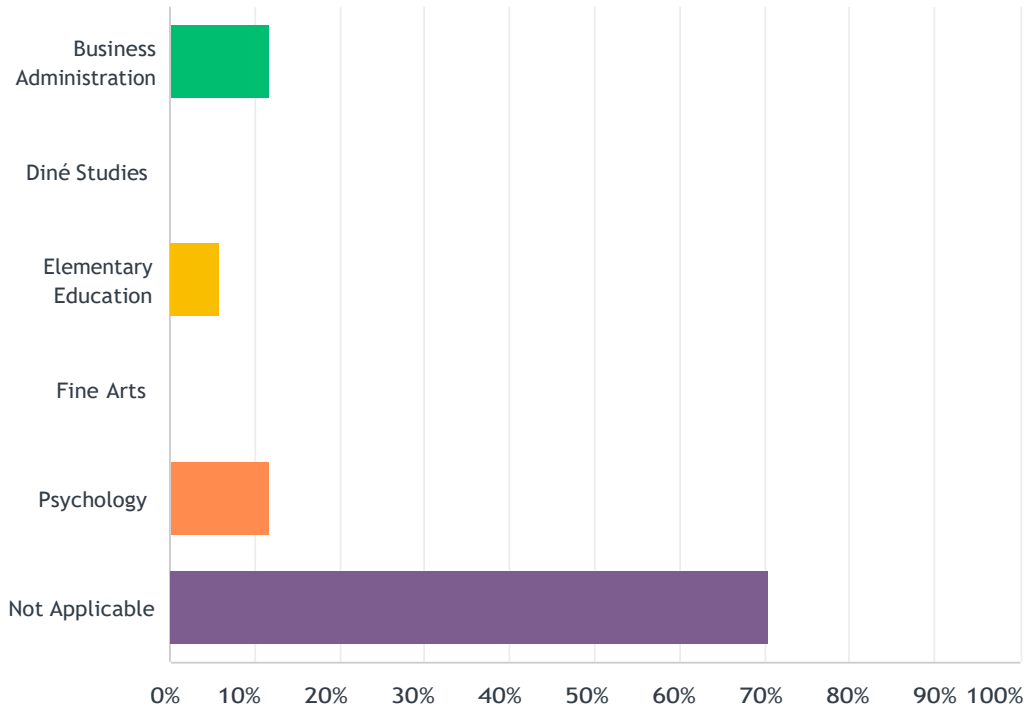
Diné College - Spring 2021 Graduate Exit Survey

ANSWER CHOICES	RESPONSES	
Agroecology/Environmental Science, AS	0.00%	0
Biology, AS	0.00%	0
Environmental Science, AS	6.25%	1
General Science, AS	0.00%	0
Health Occupation, AS	18.75%	3
Mathematics, AS	0.00%	0
Physics, AS	0.00%	0
Public Health, AS	18.75%	3
Pre-Engineering, AS	0.00%	0
Not Applicable	56.25%	9
Total Respondents: 16		



Please select the specific Bachelor of Arts Degree you will be graduating with (check if applicable):

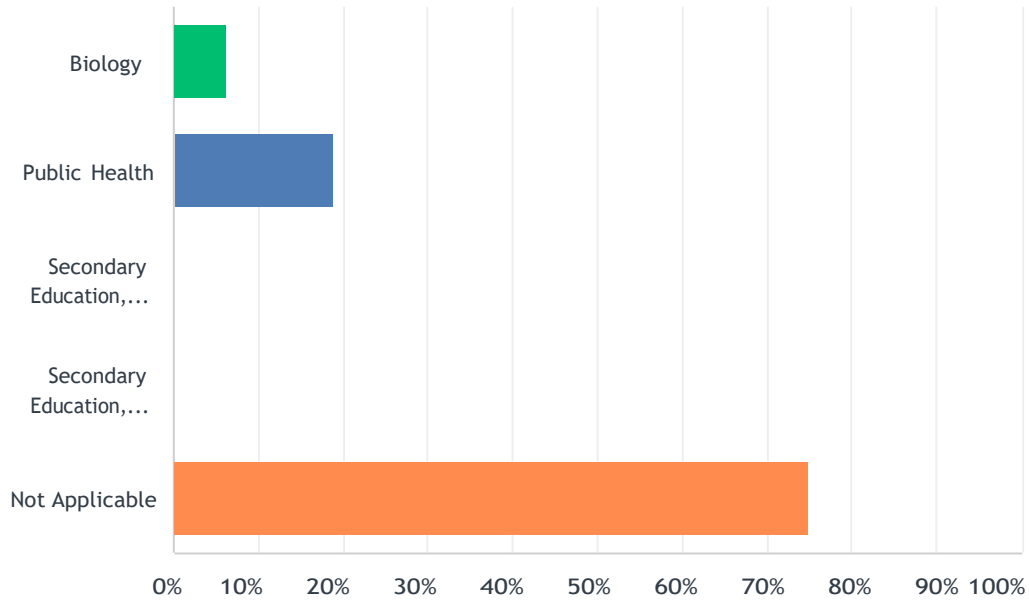
Answered: 17 Skipped: 15



ANSWER CHOICES	RESPONSES	
Business Administration	11.76%	2
Diné Studies	0.00%	0
Elementary Education	5.88%	1
Fine Arts	0.00%	0
Psychology	11.76%	2
Not Applicable	70.59%	12
Total Respondents: 17		

Please select the specific Bachelor of Science you will be graduating with
(check if applicable):

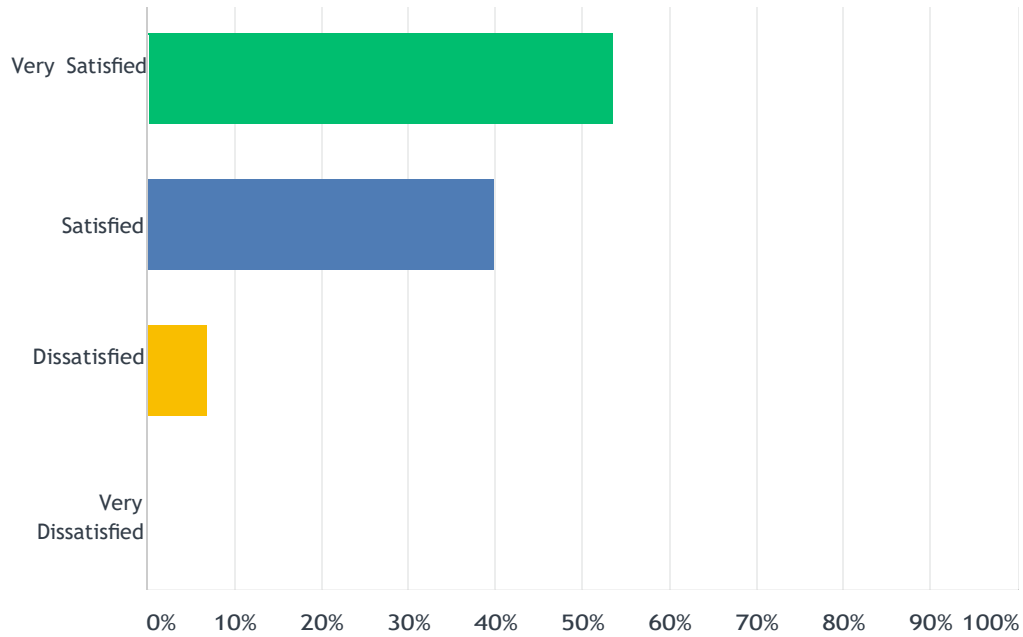
Answered: 16 Skipped: 16



ANSWER CHOICES	RESPONSES	
Biology	6.25%	1
Public Health	18.75%	3
Secondary Education, Mathematics	0.00%	0
Secondary Education, Science	0.00%	0
Not Applicable	75.00%	12
Total Respondents: 16		

How satisfied are you with the overall quality of instruction at DinéCollege?

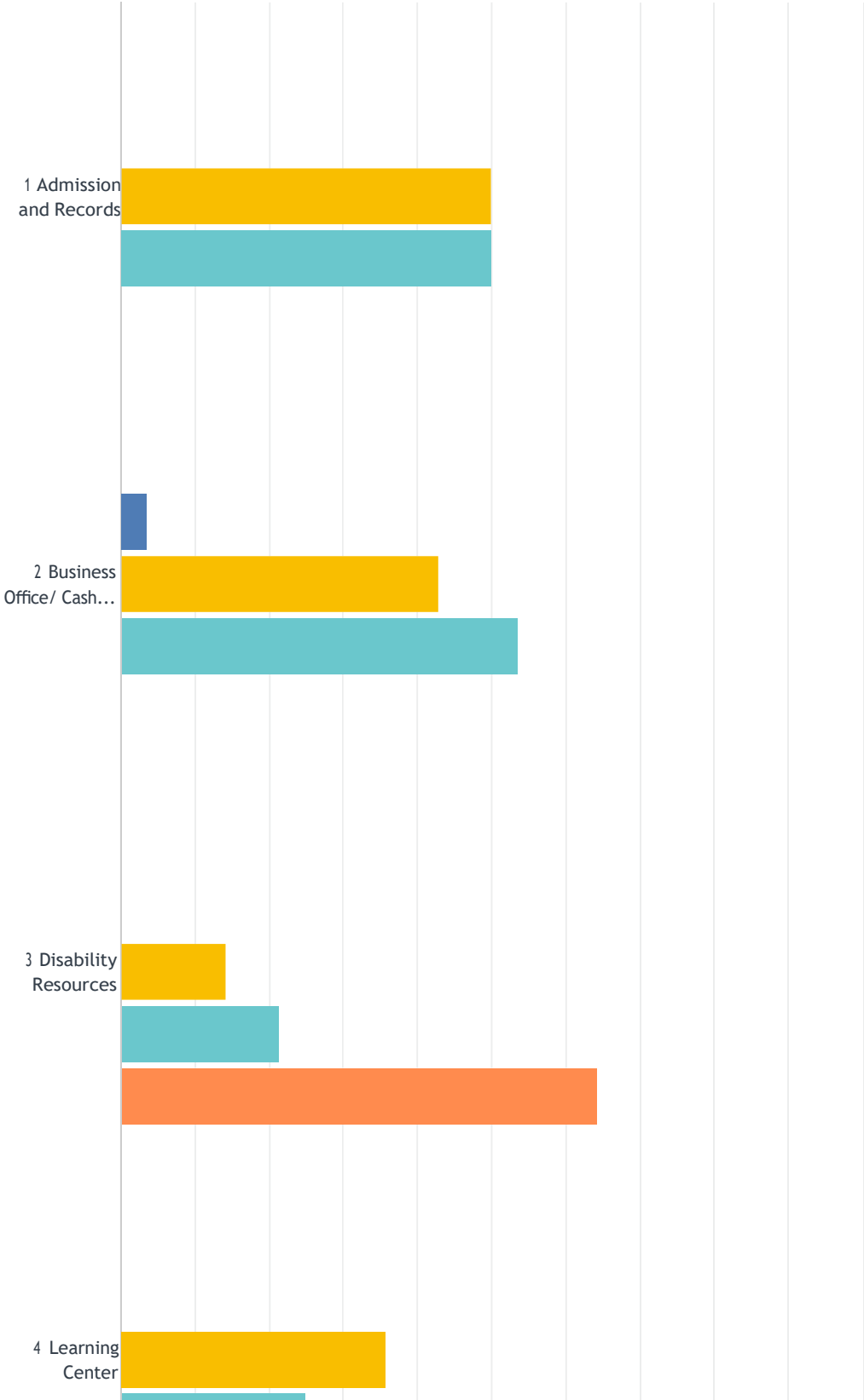
Answered: 28 Skipped: 4



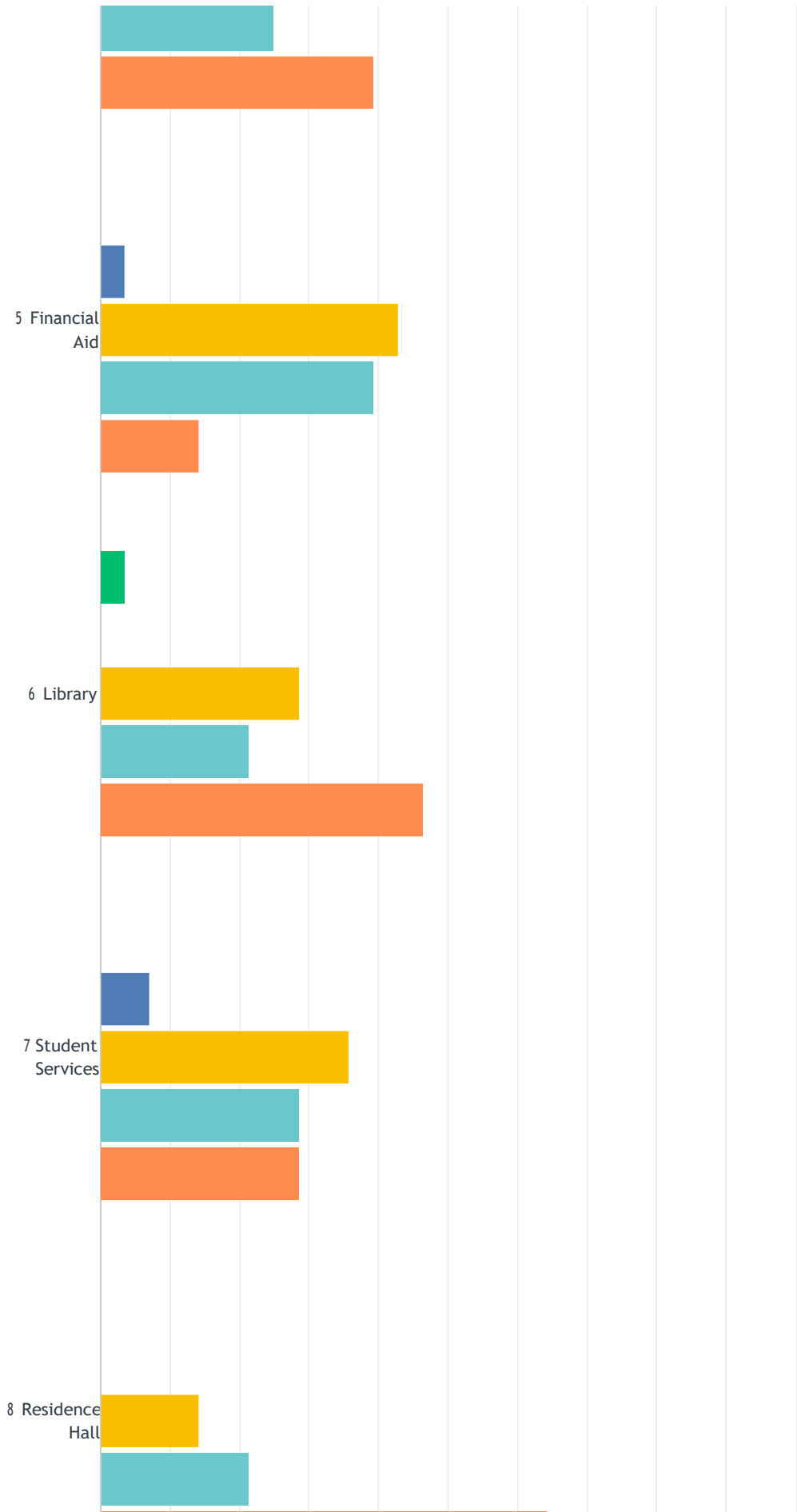
ANSWER CHOICES	RESPONSES	
Very Satisfied (4)	53.57%	15
Satisfied (3)	39.29%	11
Dissatisfied (2)	7.14%	2
Very Dissatisfied (1)	0.00%	0
TOTAL		28

How satisfied are you with the following services used while attending Diné College:

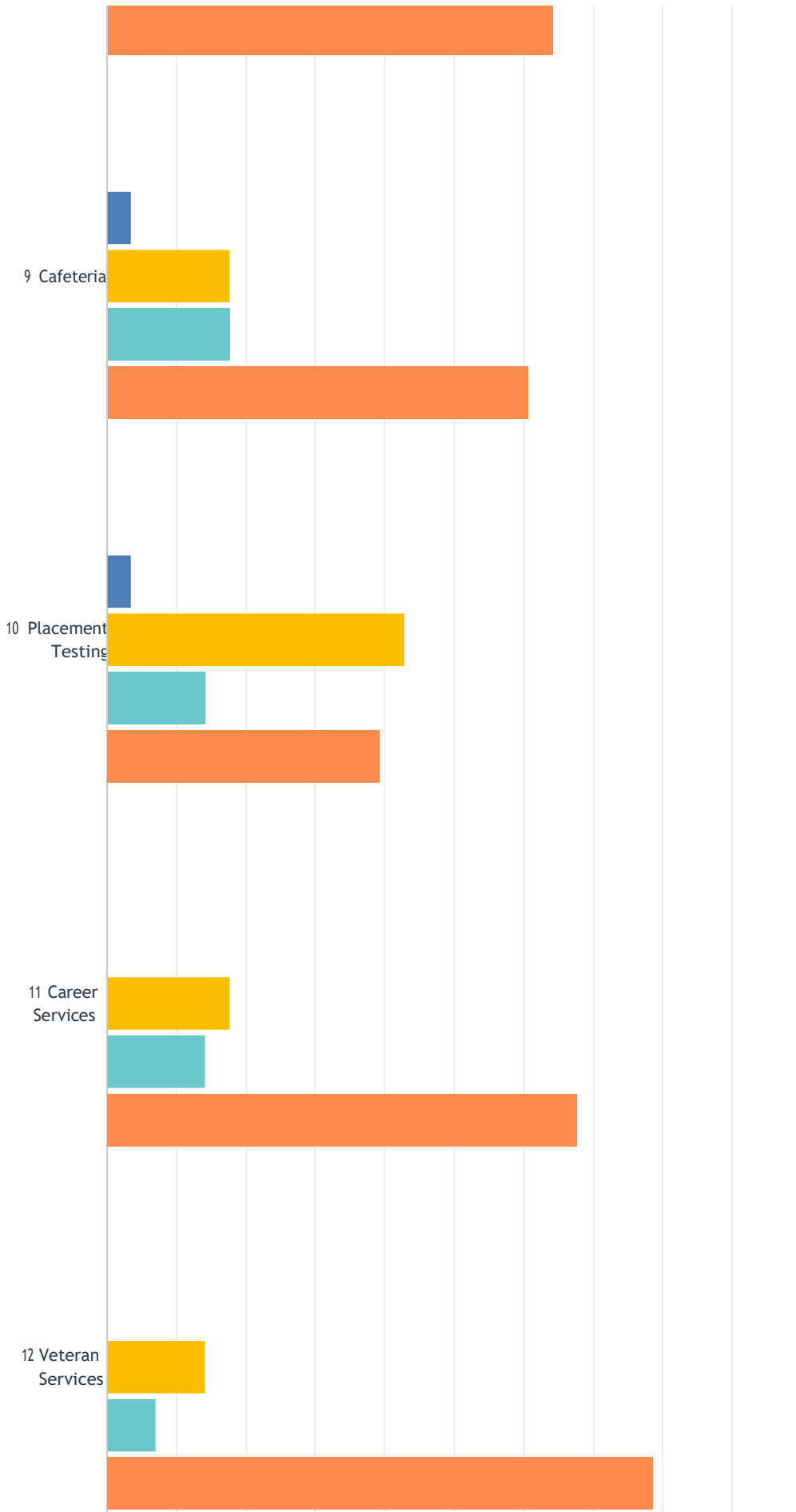
Answered: 28 Skipped: 4

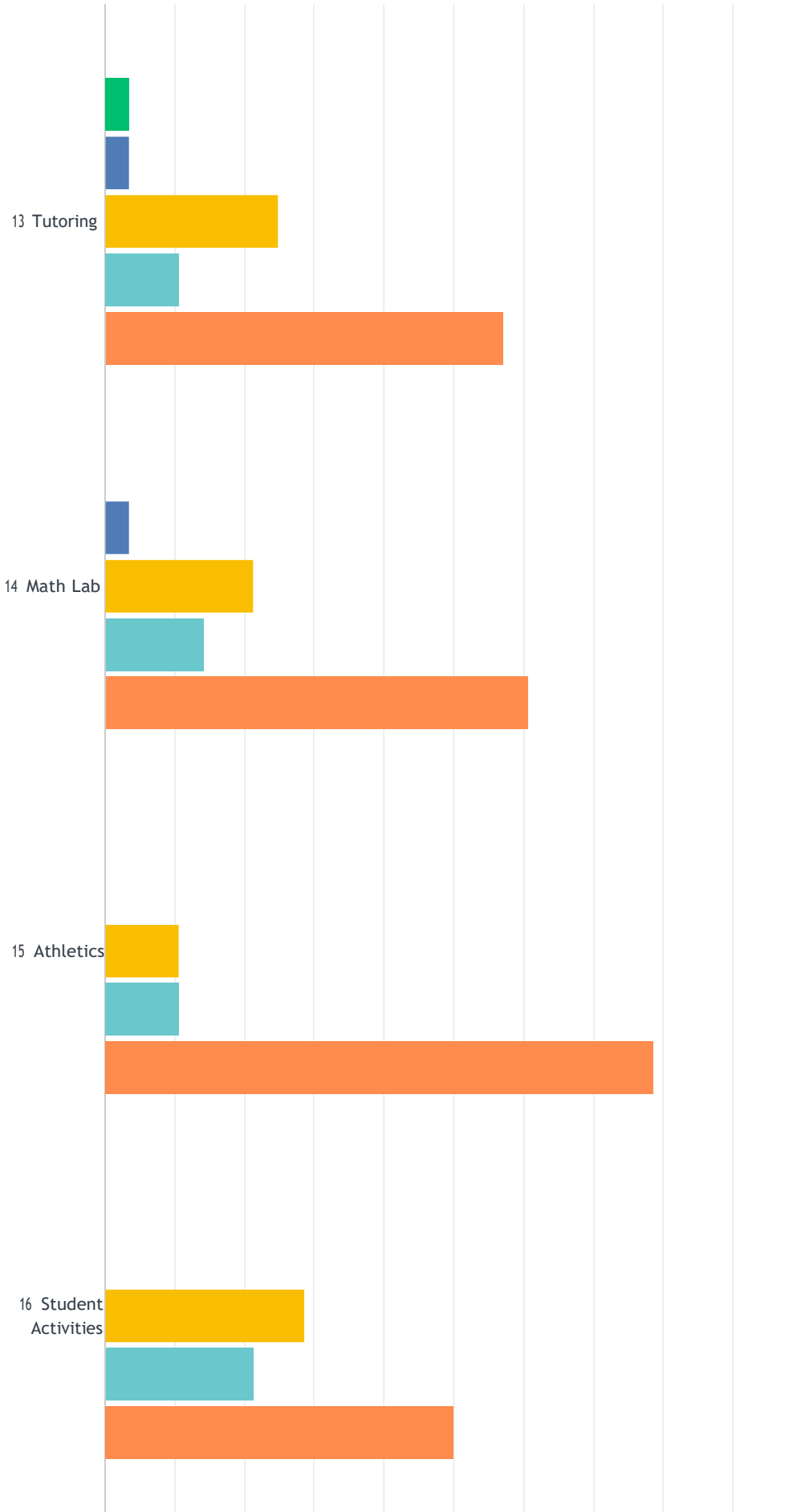


Diné College - Spring 2021 Graduate Exit Survey

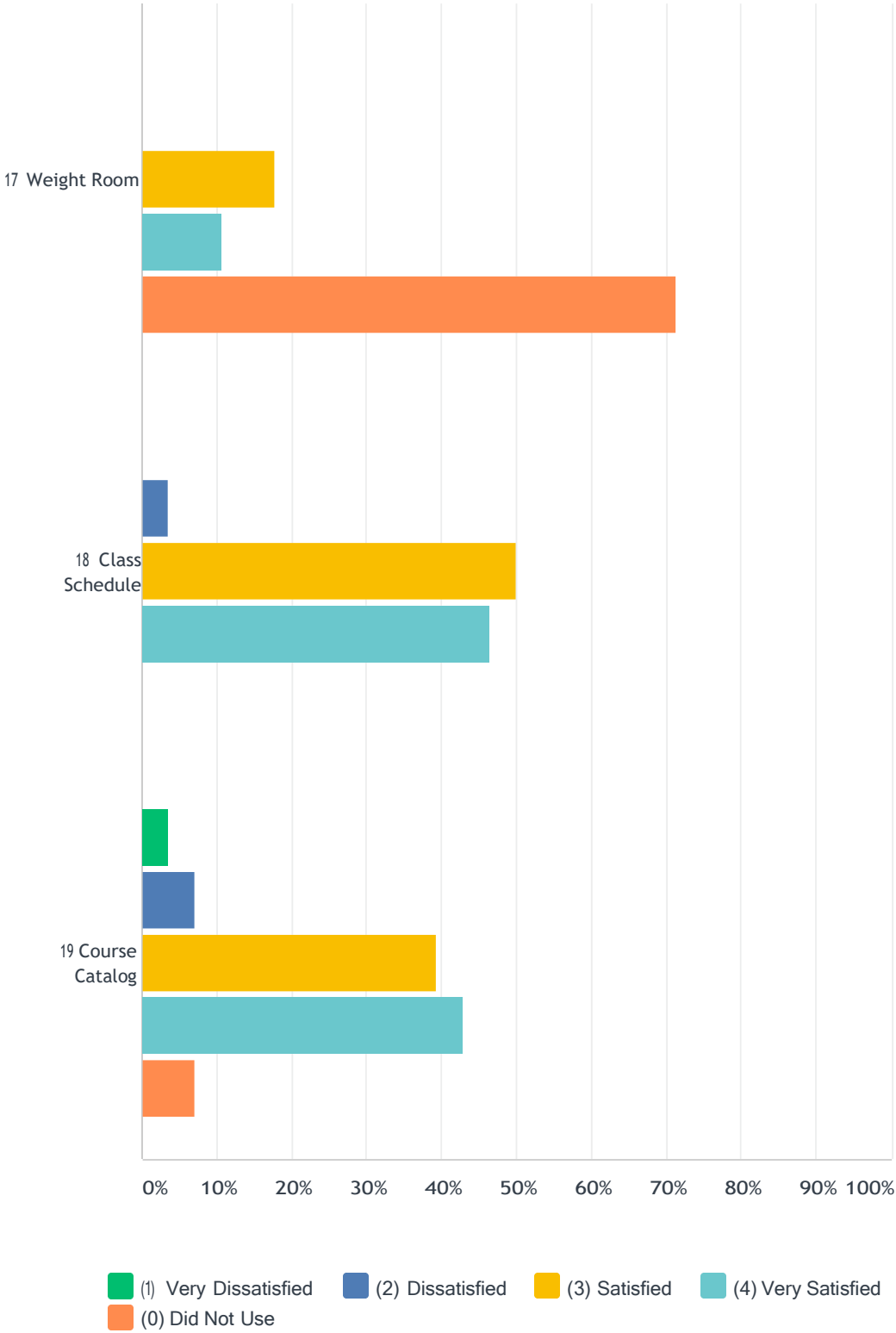


Diné College - Spring 2021 Graduate Exit Survey





Diné College - Spring 2021 Graduate Exit Survey

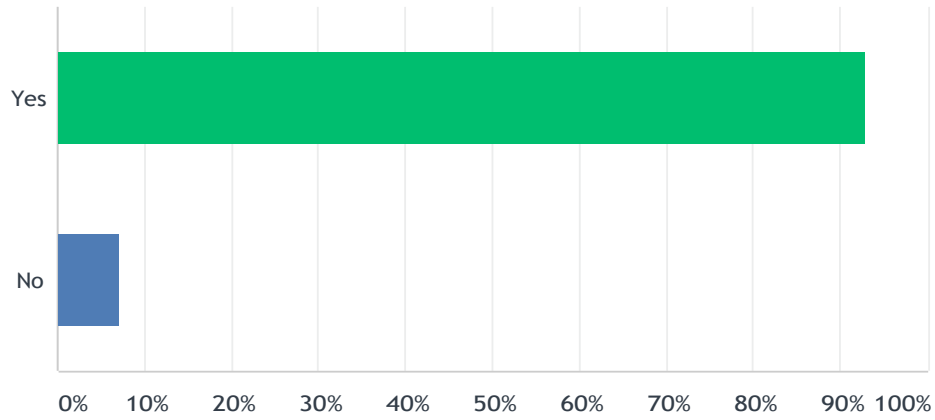


Diné College - Spring 2021 Graduate Exit Survey

	(1) VERY DISSATISFIED	(2) DISSATISFIED	(3) SATISFIED	(4) VERY SATISFIED	(0) DID NOT USE	TOTAL	WEIGHTED AVERAGE
1 Admission and Records	0.00% 0	0.00% 0	50.00% 14	50.00% 14	0.00% 0	28	3.50
2 Business Office/ Cashier Services	0.00% 0	3.57% 1	42.86% 12	53.57% 15	0.00% 0	28	3.50
3 Disability Resources	0.00% 0	0.00% 0	14.29% 4	21.43% 6	64.29% 18	28	1.29
4 Learning Center	0.00% 0	0.00% 0	35.71% 10	25.00% 7	39.29% 11	28	2.07
5 Financial Aid	0.00% 0	3.57% 1	42.86% 12	39.29% 11	14.29% 4	28	2.93
6 Library	3.57% 1	0.00% 0	28.57% 8	21.43% 6	46.43% 13	28	1.75
7 Student Services	0.00% 0	7.14% 2	35.71% 10	28.57% 8	28.57% 8	28	2.36
8 Residence Hall	0.00% 0	0.00% 0	14.29% 4	21.43% 6	64.29% 18	28	1.29
9 Cafeteria	0.00% 0	3.57% 1	17.86% 5	17.86% 5	60.71% 17	28	1.32
10 Placement Testing	0.00% 0	3.57% 1	42.86% 12	14.29% 4	39.29% 11	28	1.93
11 Career Services	0.00% 0	0.00% 0	17.86% 5	14.29% 4	67.86% 19	28	1.11
12 Veteran Services	0.00% 0	0.00% 0	14.29% 4	7.14% 2	78.57% 22	28	0.71
13 Tutoring	3.57% 1	3.57% 1	25.00% 7	10.71% 3	57.14% 16	28	1.29
14 Math Lab	0.00% 0	3.57% 1	21.43% 6	14.29% 4	60.71% 17	28	1.29
15 Athletics	0.00% 0	0.00% 0	10.71% 3	10.71% 3	78.57% 22	28	0.75
16 Student Activities	0.00% 0	0.00% 0	28.57% 8	21.43% 6	50.00% 14	28	1.71
17 Weight Room	0.00% 0	0.00% 0	17.86% 5	10.71% 3	71.43% 20	28	0.96
18 Class Schedule	0.00% 0	3.57% 1	50.00% 14	46.43% 13	0.00% 0	28	3.43
19 Course Catalog	3.57% 1	7.14% 2	39.29% 11	42.86% 12	7.14% 2	28	3.07

Did you receive academic advising while attending Diné College?

Answered: 28 Skipped: 4

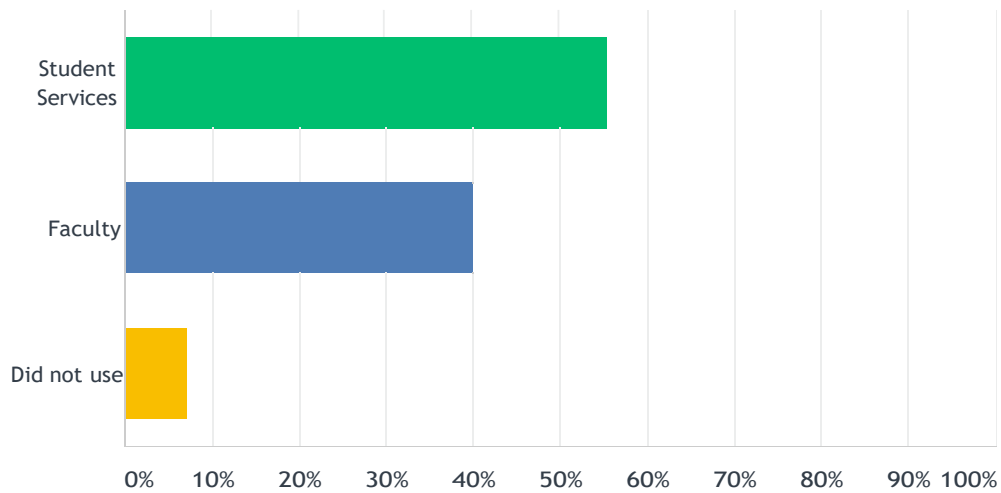


ANSWER CHOICES	RESPONSES
Yes	92.86% 26
No	7.14% 2
TOTAL	28



If you received academic advising at Diné College, from whom did you receive academic advising?

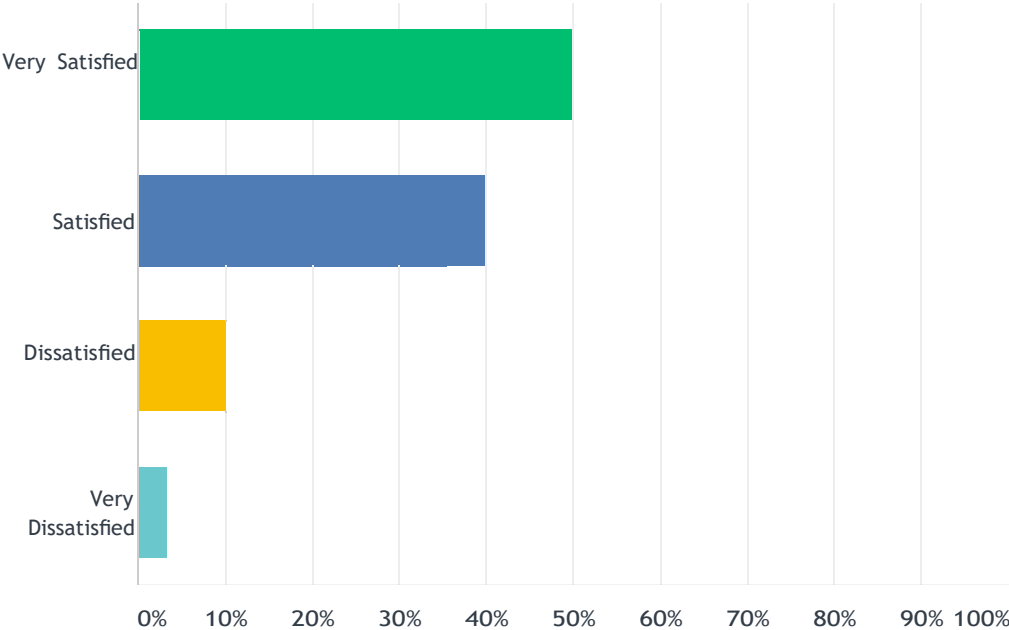
Answered: 27 Skipped: 5



ANSWER CHOICES	RESPONSES
Student Services	55.56% 15
Faculty	40.74% 11
Did not use	7.41% 2
Total Respondents: 27	

How satisfied were you with the academic advising you received at Diné College?

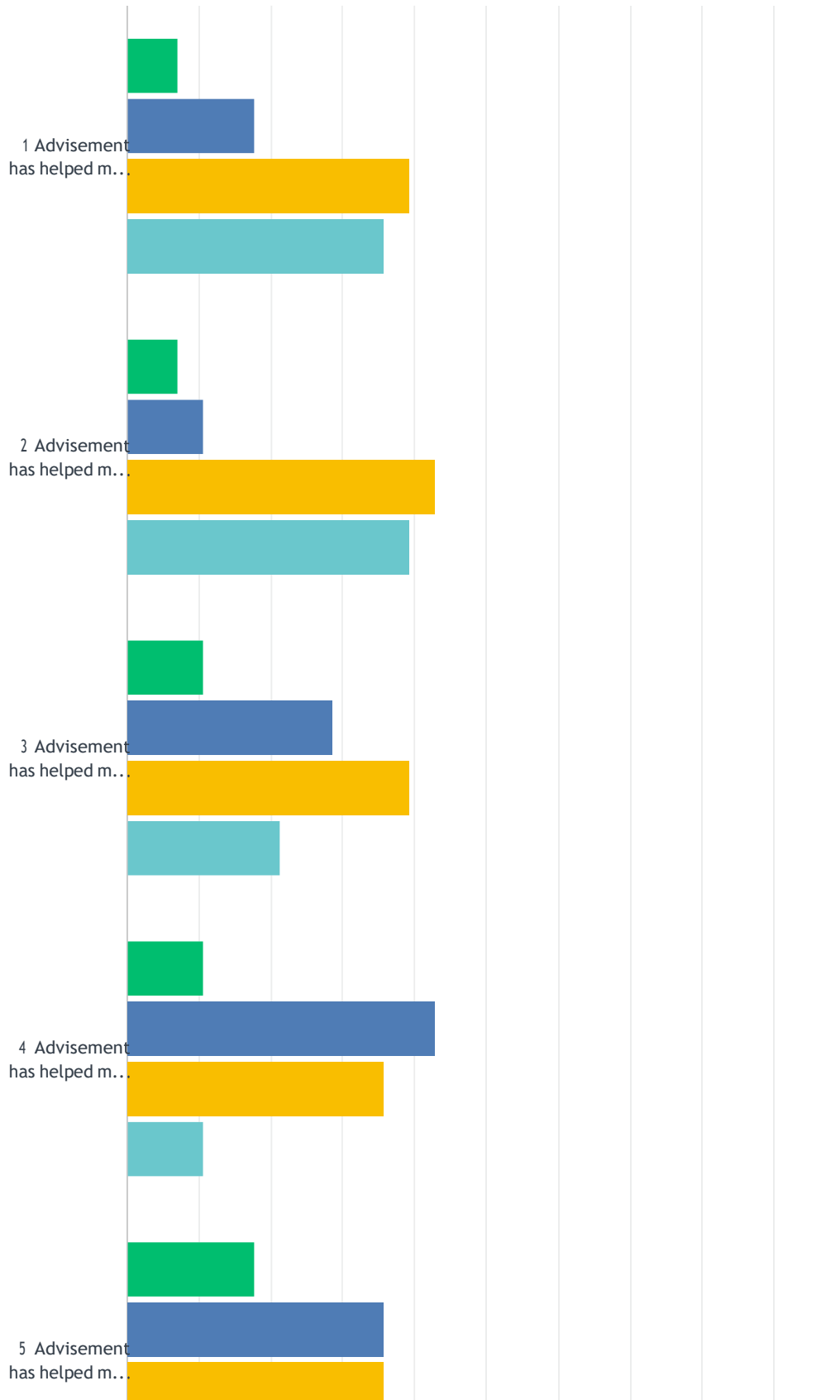
Answered: 28 Skipped: 4



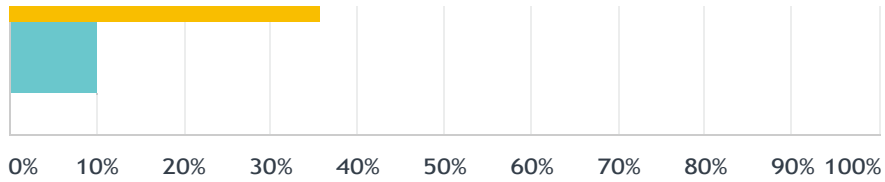
ANSWER CHOICES	RESPONSES
Very Satisfied (4)	50.00% 14
Satisfied (3)	35.71% 10
Dissatisfied (2)	10.71% 3
Very Dissatisfied (1)	3.57% 1
TOTAL	28

Q27 Please rate your agreement level with the following statements:

Answered: 28 Skipped: 4



Diné College - Spring 2021 Graduate Exit Survey



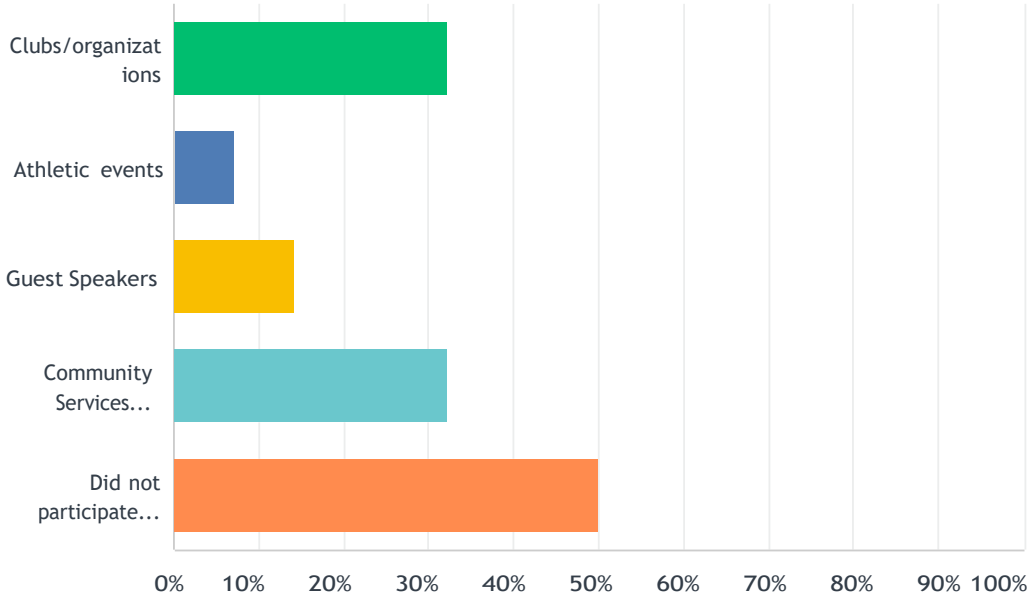
■ (1) Strongly Disagree
 ■ (2) Disagree
 ■ (3) Agree
 ■ (4) Strongly Agree

	(1) STRONGLY DISAGREE	(2) DISAGREE	(3) AGREE	(4) STRONGLY AGREE	TOTAL	WEIGHTED AVERAGE
1 Advisement has helped me to develop an education plan.	7.14% 2	17.86% 5	39.29% 11	35.71% 10	28	3.04
2 Advisement has helped me to understand the general education requirements of my degree.	7.14% 2	10.71% 3	42.86% 12	39.29% 11	28	3.14
3 Advisement has helped me to understand career options related to my degree.	10.71% 3	28.57% 8	39.29% 11	21.43% 6	28	2.71
4 Advisement has helped me to select a university major.	10.71% 3	42.86% 12	35.71% 10	10.71% 3	28	2.46
5 Advisement has helped me to complete a university transfer process plan.	17.86% 5	35.71% 10	35.71% 10	10.71% 3	28	2.39



What student activities at Diné College have you been involved with outside of class? (Please select all that apply.)

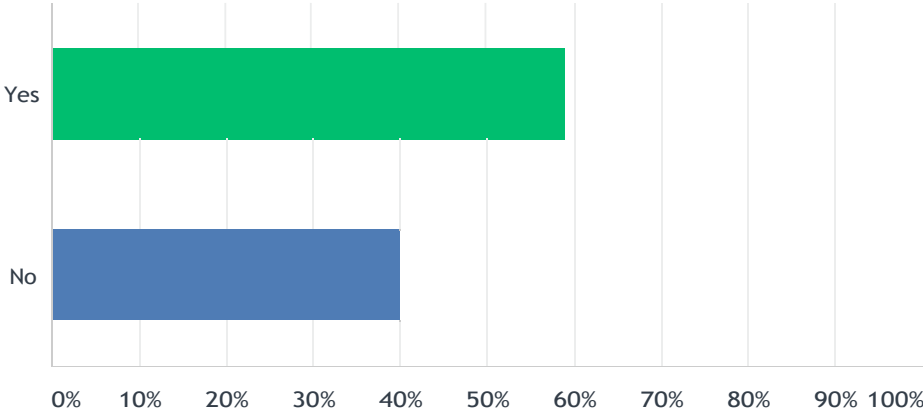
Answered: 28 Skipped: 4



ANSWER CHOICES	RESPONSES	
Clubs/organizations	32.14%	9
Athletic events	7.14%	2
Guest Speakers	14.29%	4
Community Services Activities	32.14%	9
Did not participate outside of class	50.00%	14
Total Respondents: 28		

Do you plan to transfer to a four-year university?

Answered: 27 Skipped: 5

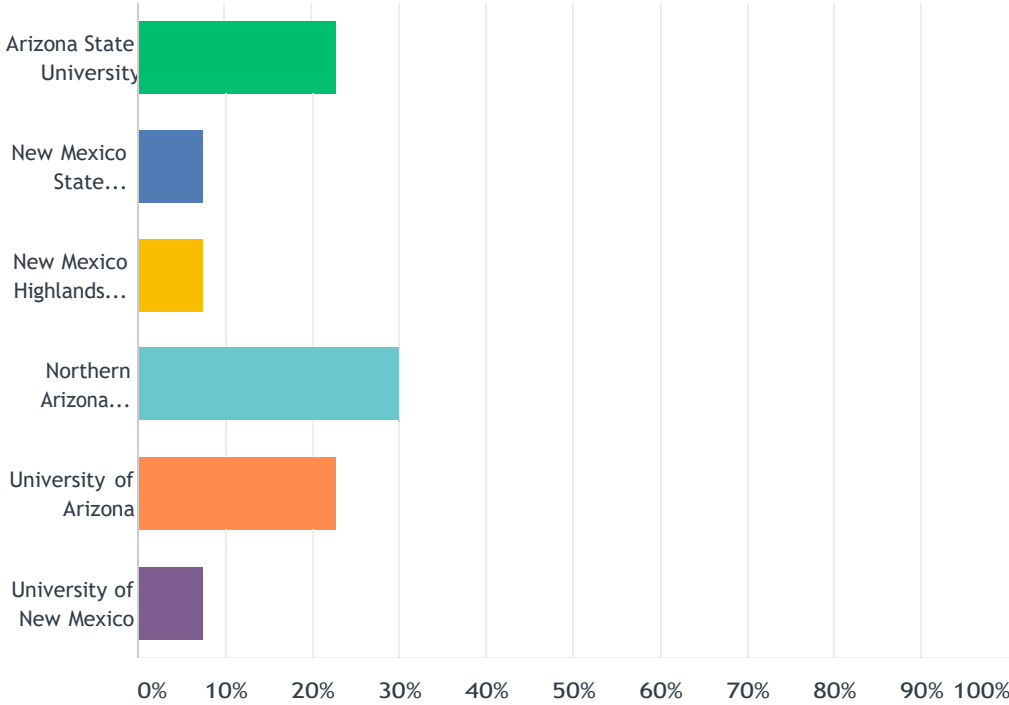


ANSWER CHOICES	RESPONSES
Yes	59.26% 16
No	40.74% 11
TOTAL	27



If you plan to transfer, which four-year college or university do you plan to transfer to?

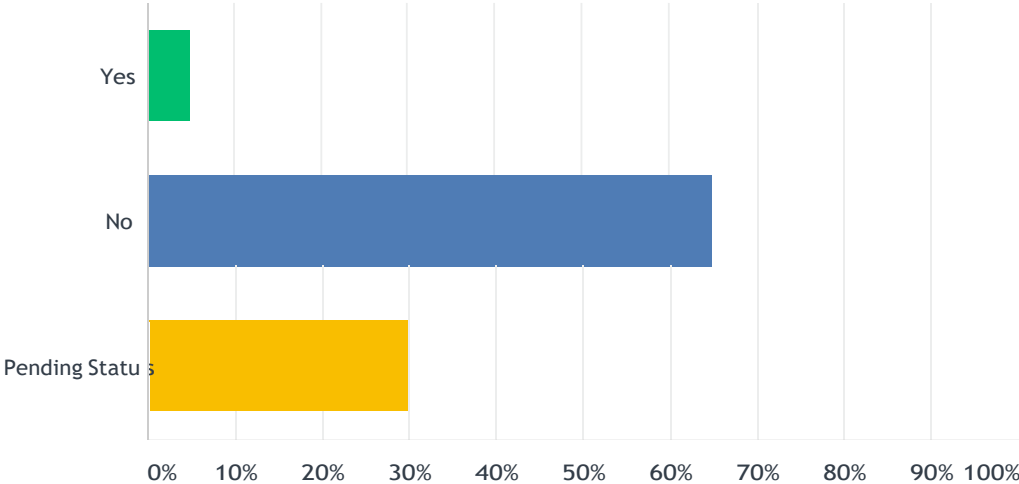
Answered: 13 Skipped: 19



ANSWER CHOICES	RESPONSES	
Arizona State University	23.08%	3
New Mexico State University	7.69%	1
New Mexico Highlands University	7.69%	1
Northern Arizona University	30.77%	4
University of Arizona	23.08%	3
University of New Mexico	7.69%	1
TOTAL		13

If you will be transferring to a 4-year, have you already been Accepted for Admission?

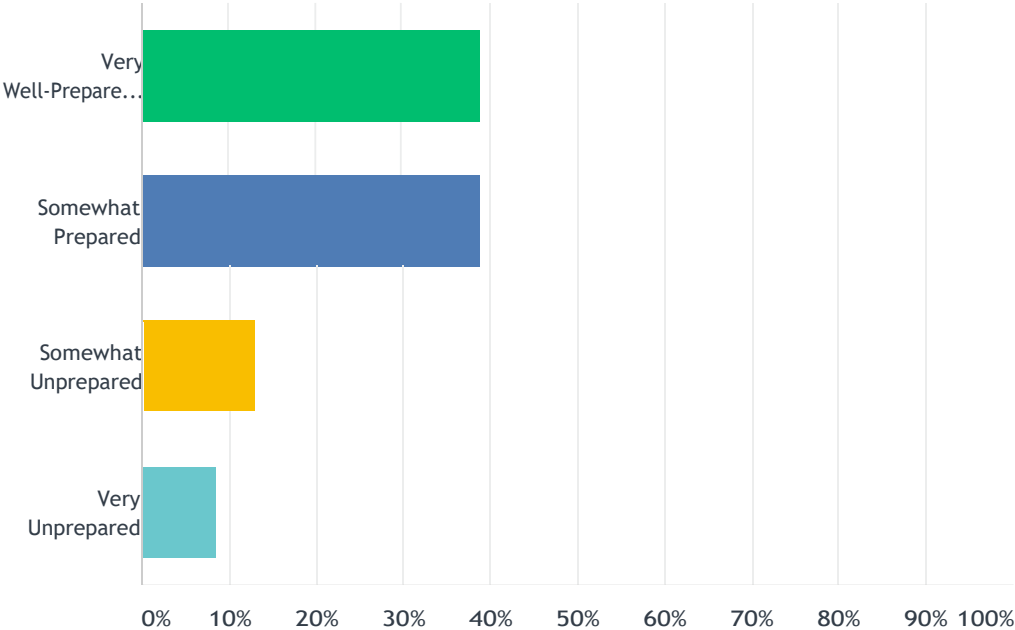
Answered: 20 Skipped: 12



ANSWER CHOICES	RESPONSES
Yes	5.00% 1
No	65.00% 13
Pending Status	30.00% 6
TOTAL	20

As a result of your education at Diné College, how well prepared are you to transfer to a four-year college or university?

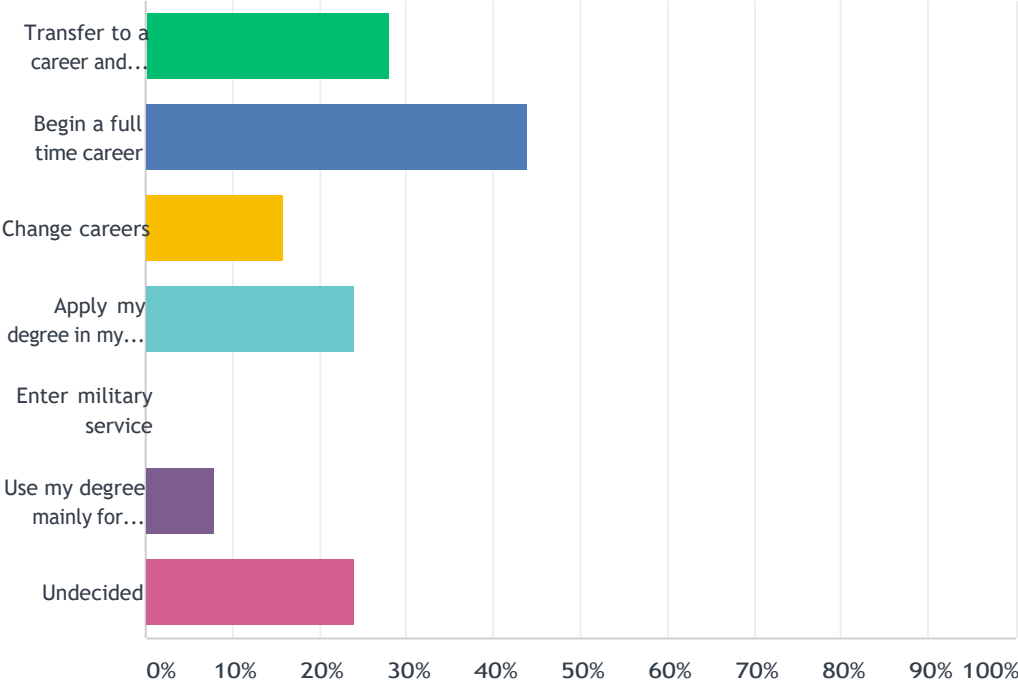
Answered: 23 Skipped: 9



ANSWER CHOICES	RESPONSES	
Very Well-Prepared (4)	39.13%	9
Somewhat Prepared (3)	39.13%	9
Somewhat Unprepared (2)	13.04%	3
Very Unprepared (1)	8.70%	2
TOTAL		23

What is your career plans to use your degree:

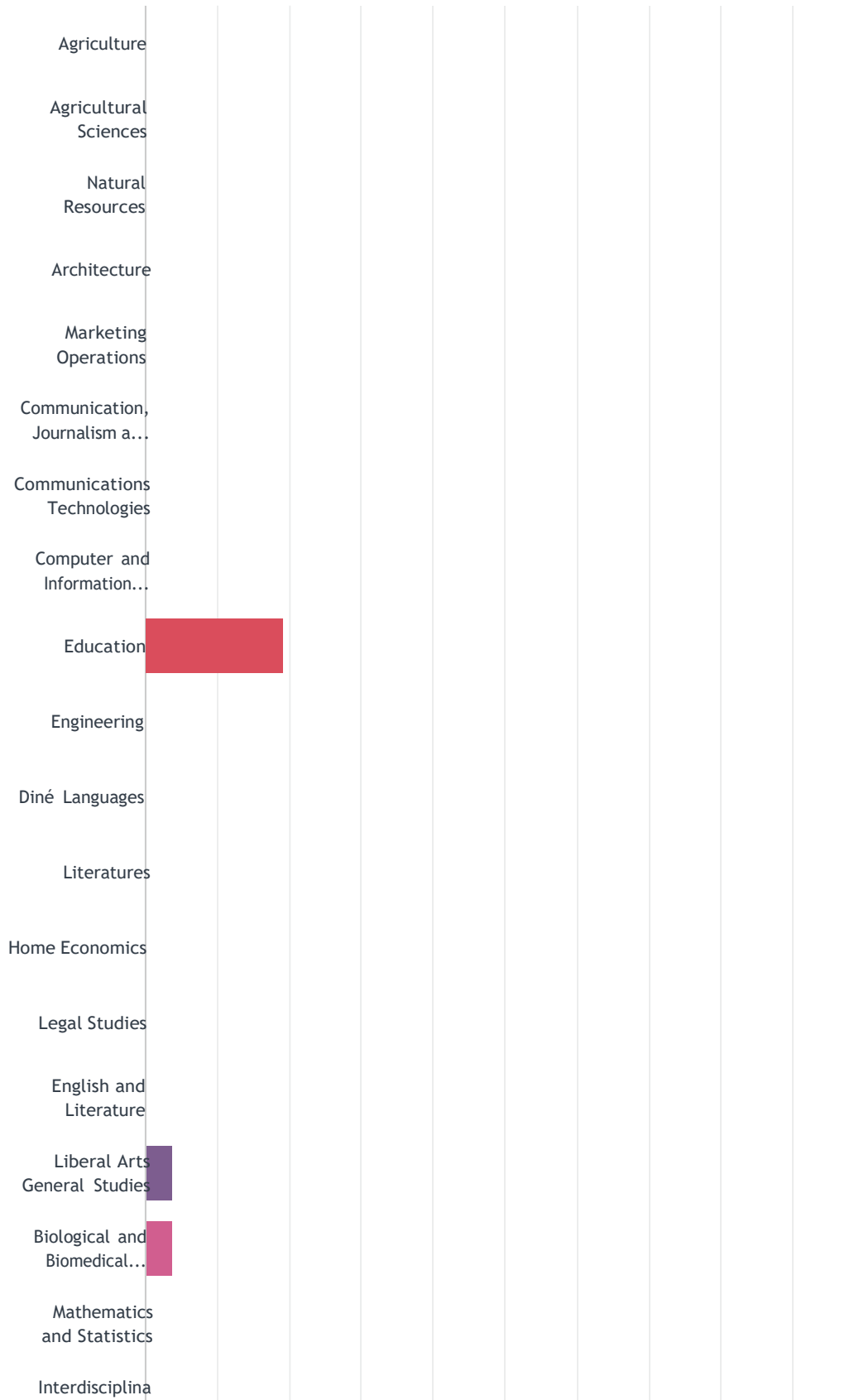
Answered: 25 Skipped: 7



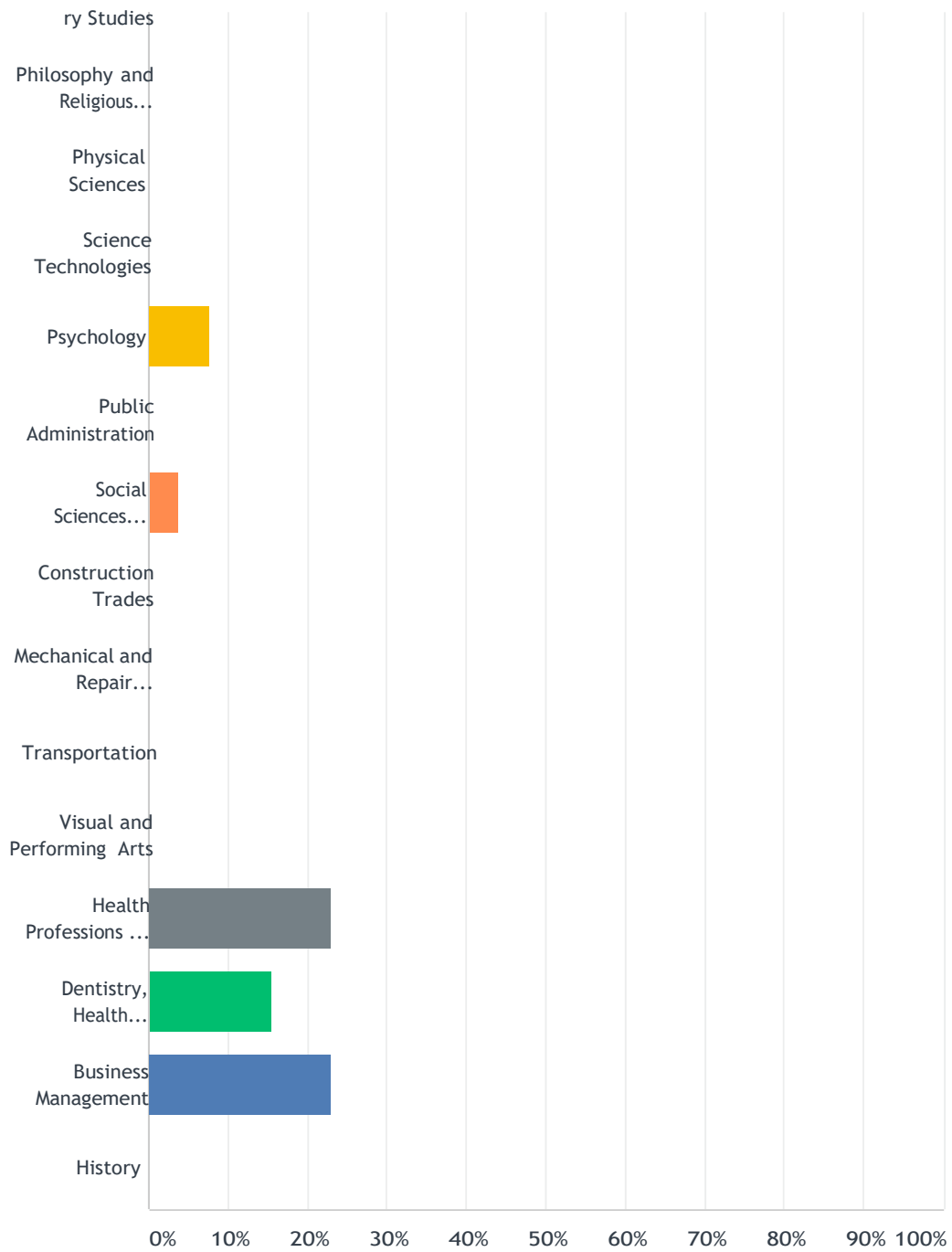
ANSWER CHOICES	RESPONSES	
Transfer to a career and technical program or college	28.00%	7
Begin a full time career	44.00%	11
Change careers	16.00%	4
Apply my degree in my current job	24.00%	6
Enter military service	0.00%	0
Use my degree mainly for personal reasons	8.00%	2
Undecided	24.00%	6
Total Respondents: 25		

What career will you be pursuing?

Answered: 26 Skipped: 6



Diné College - Spring 2021 Graduate Exit Survey



Diné College - Spring 2021 Graduate Exit Survey

ANSWER CHOICES	RESPONSES	
Agriculture	0.00%	0
Agricultural Sciences	0.00%	0
Natural Resources	0.00%	0
Architecture	0.00%	0
Marketing Operations	0.00%	0
Communication, Journalism and Related Programs	0.00%	0
Communications Technologies	0.00%	0
Computer and Information Sciences	0.00%	0
Education	19.23%	5
Engineering	0.00%	0
Diné Languages	0.00%	0
Literatures	0.00%	0
Home Economics	0.00%	0
Legal Studies	0.00%	0
English and Literature	0.00%	0
Liberal Arts General Studies	3.85%	1
Biological and Biomedical Sciences	3.85%	1
Mathematics and Statistics	0.00%	0
Interdisciplinary Studies	0.00%	0
Philosophy and Religious Studies	0.00%	0
Physical Sciences	0.00%	0
Science Technologies	0.00%	0
Psychology	7.69%	2
Public Administration	0.00%	0
Social Sciences (Anthropology, Economics, International Relations, Political Science, Sociology)	3.85%	1
Construction Trades	0.00%	0
Mechanical and Repair Technologies	0.00%	0
Transportation	0.00%	0
Visual and Performing Arts	0.00%	0
Health Professions and Related Clinical Sciences (Medicine)	23.08%	6
Dentistry, Health Services, Allied Health, Nursing, Public Health	15.38%	4
Business Management	23.08%	6

History

0.00%

0

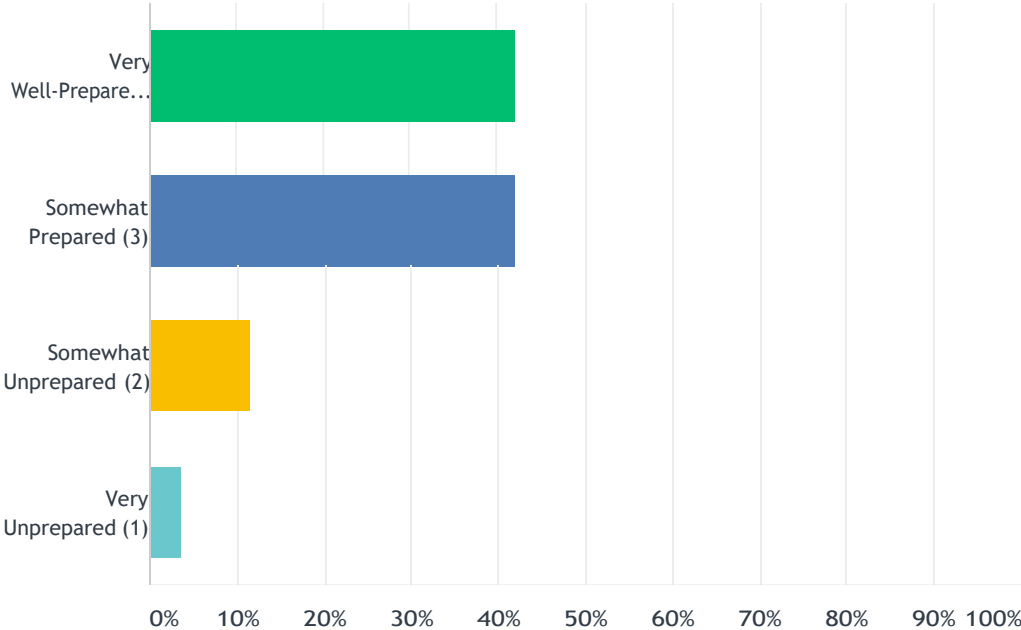
TOTAL

26



How well prepared are you to enter the workforce as a result of your education at Diné College?

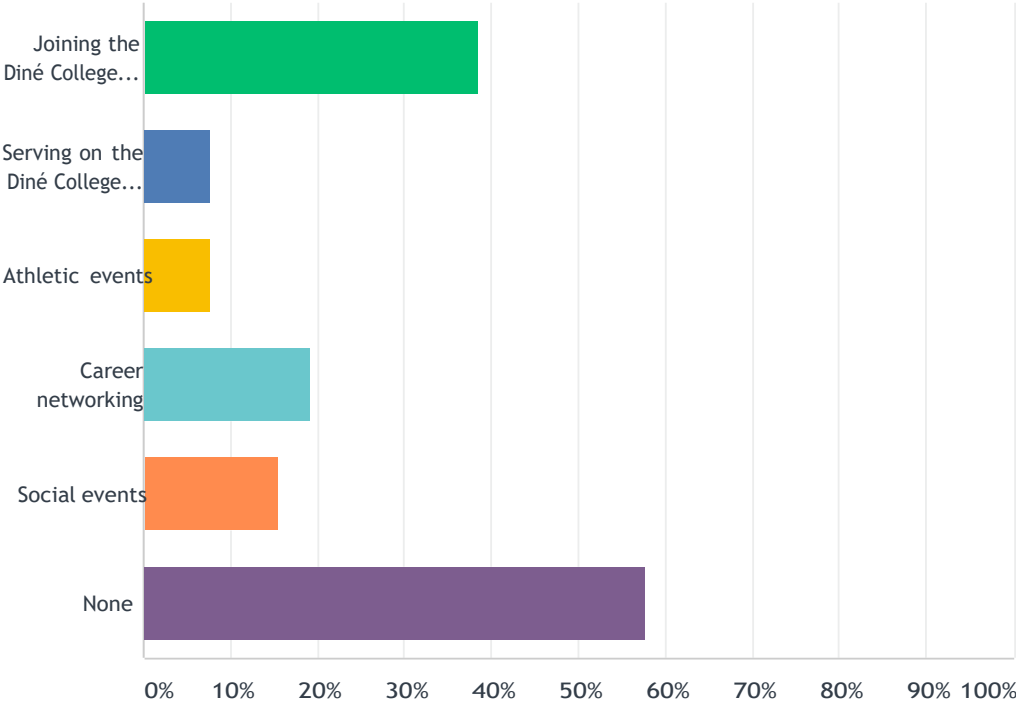
Answered: 26 Skipped: 6



ANSWER CHOICES	RESPONSES	
Very Well-Prepared (4)	42.31%	11
Somewhat Prepared (3)	42.31%	11
Somewhat Unprepared (2)	11.54%	3
Very Unprepared (1)	3.85%	1
TOTAL		26

After you graduate, what Diné College Alumni services or activities would be of interest to you? (Please select all that apply).

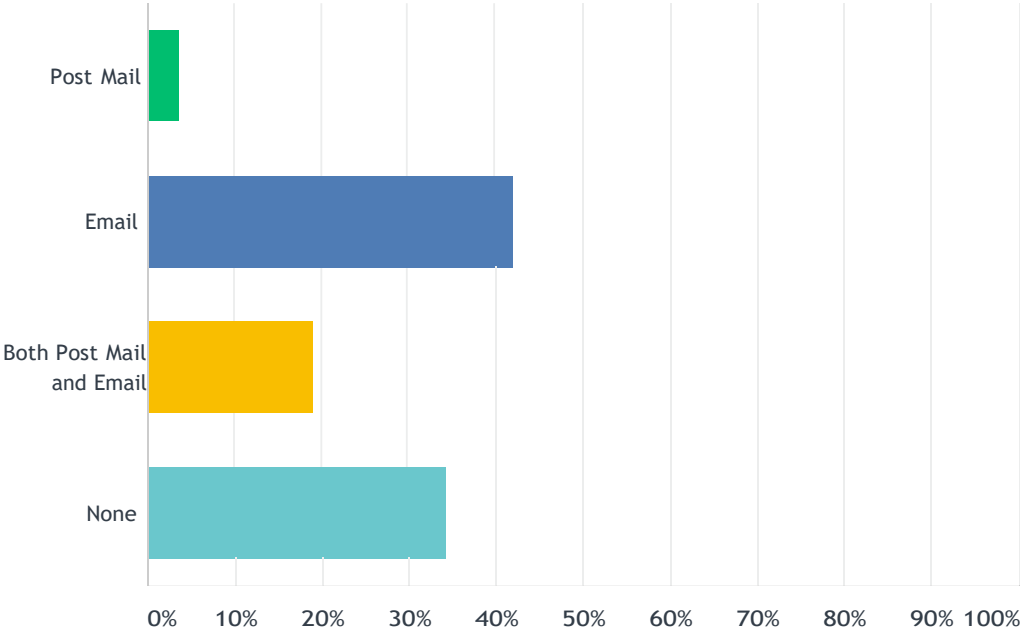
Answered: 26 Skipped: 6



ANSWER CHOICES	RESPONSES	
Joining the Diné College Alumni Association	38.46%	10
Serving on the Diné College Alumni Board	7.69%	2
Athletic events	7.69%	2
Career networking	19.23%	5
Social events	15.38%	4
None	57.69%	15
Total Respondents: 26		

How would you like to be notified about Diné College Alumniactivities?

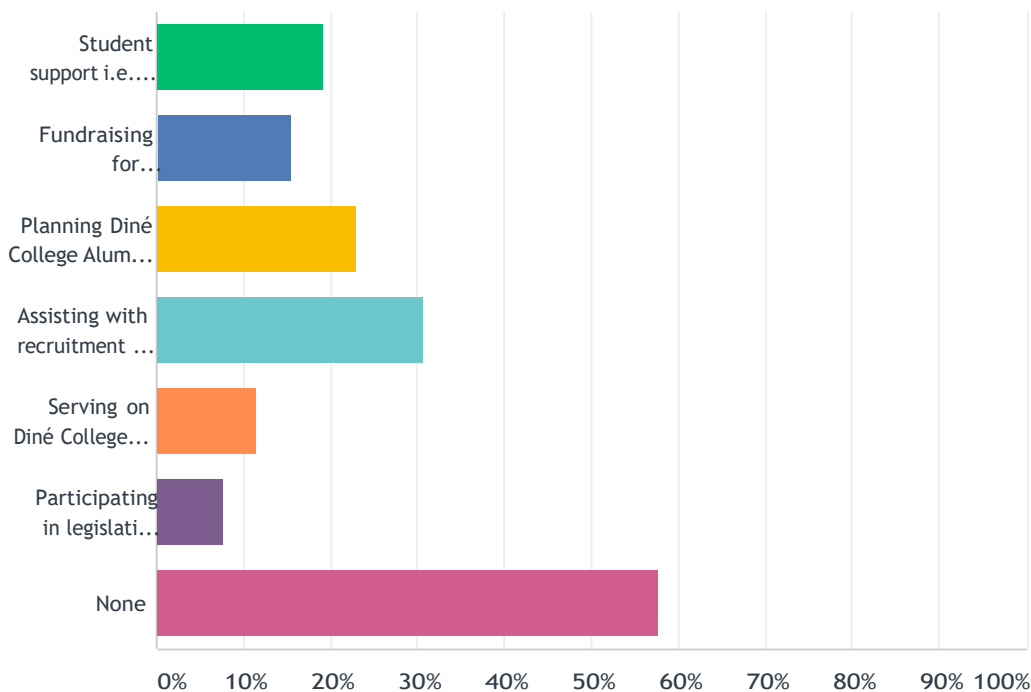
Answered: 26 Skipped: 6



ANSWER CHOICES	RESPONSES	
Post Mail	3.85%	1
Email	42.31%	11
Both Post Mail and Email	19.23%	5
None	34.62%	9
Total Respondents: 26		

Please indicate the type of Diné College Alumni services or activities would be of interest to you? (Please select all that apply).

Answered: 26 Skipped: 6



ANSWER CHOICES	RESPONSES	
Student support i.e. guest speaking mentoring job shadowing	19.23%	5
Fundraising for scholarships	15.38%	4
Planning Diné College Alumni Association activities and social events	23.08%	6
Assisting with recruitment and community outreach	30.77%	8
Serving on Diné College Alumni Association board or committee	11.54%	3
Participating in legislative advocacy	7.69%	2
None	57.69%	15
Total Respondents: 26		

