



NITSÁHÁKEES • NAHAT'Á • JINÁ • SIIHASIN

Creating a Cultural Experience



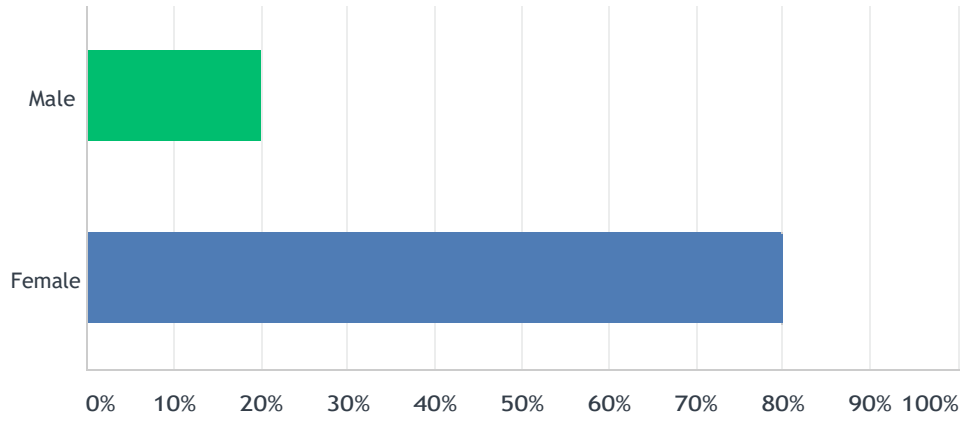
SPRING 2019

GRADUATE EXIT SURVEY



Gender:

Answered: 195 Skipped: 0

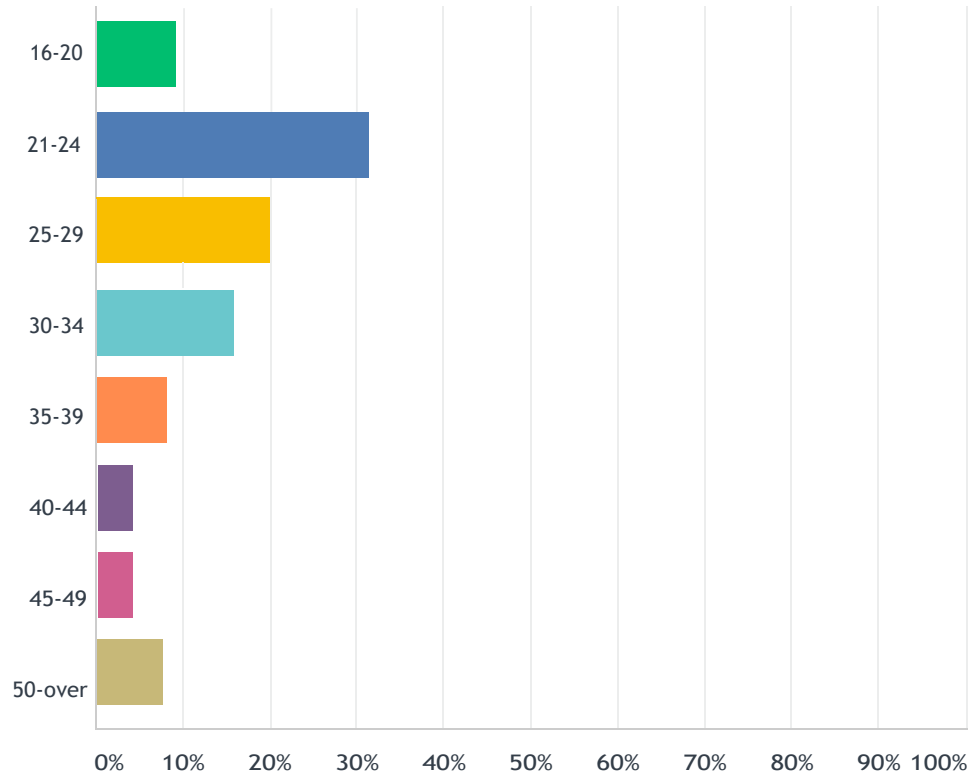


ANSWER CHOICES	RESPONSES
Male	19.49% 38
Female	80.51% 157
TOTAL	195



Age Group:

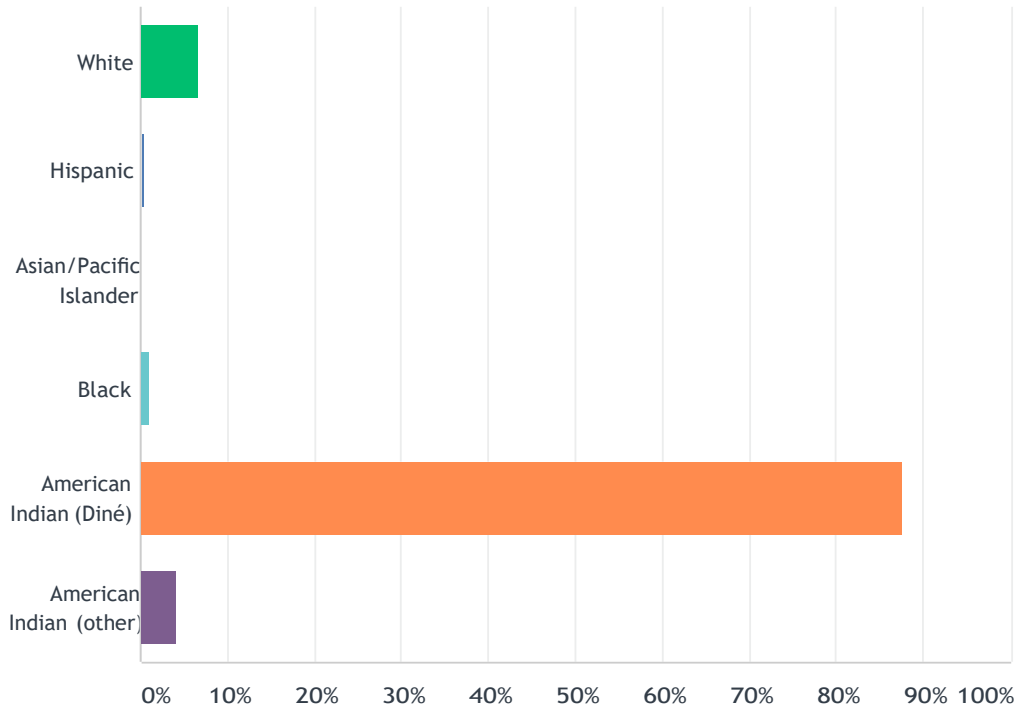
Answered: 195 Skipped: 0



ANSWER CHOICES	RESPONSES	
16-20	9.23%	18
21-24	31.28%	61
25-29	19.49%	38
30-34	15.90%	31
35-39	8.21%	16
40-44	4.10%	8
45-49	4.10%	8
50-over	7.69%	15
TOTAL		195

Ethnicity:

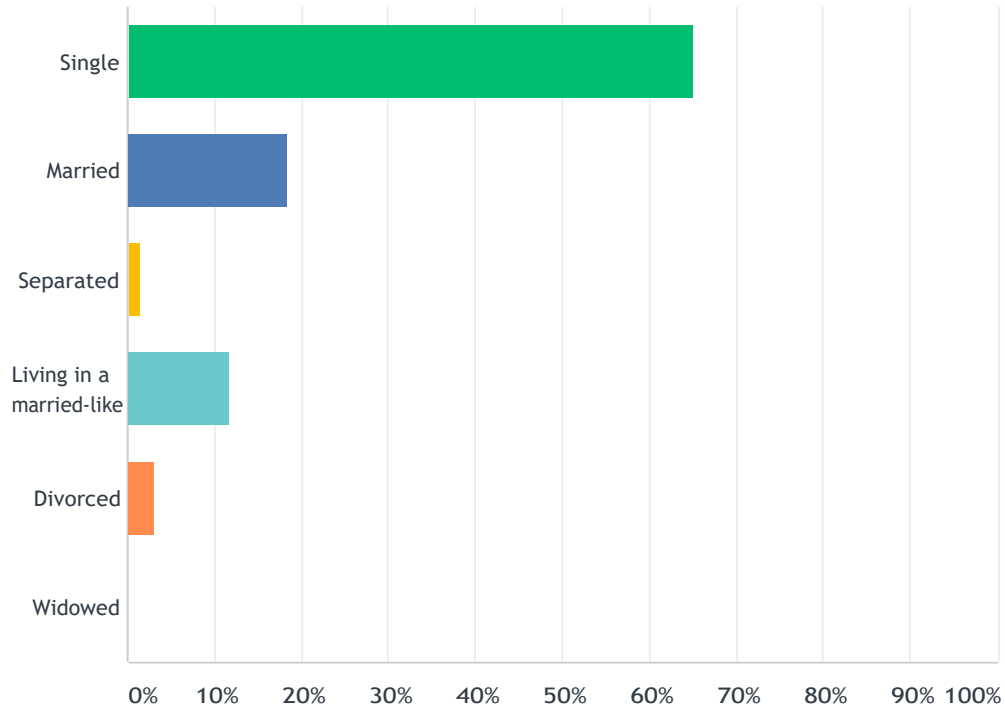
Answered: 195 Skipped: 0



ANSWER CHOICES	RESPONSES	
White	6.67%	13
Hispanic	0.51%	1
Asian/Pacific Islander	0.00%	0
Black	1.03%	2
American Indian (Diné)	87.69%	171
American Indian (other)	4.10%	8
TOTAL		195

Marital Status

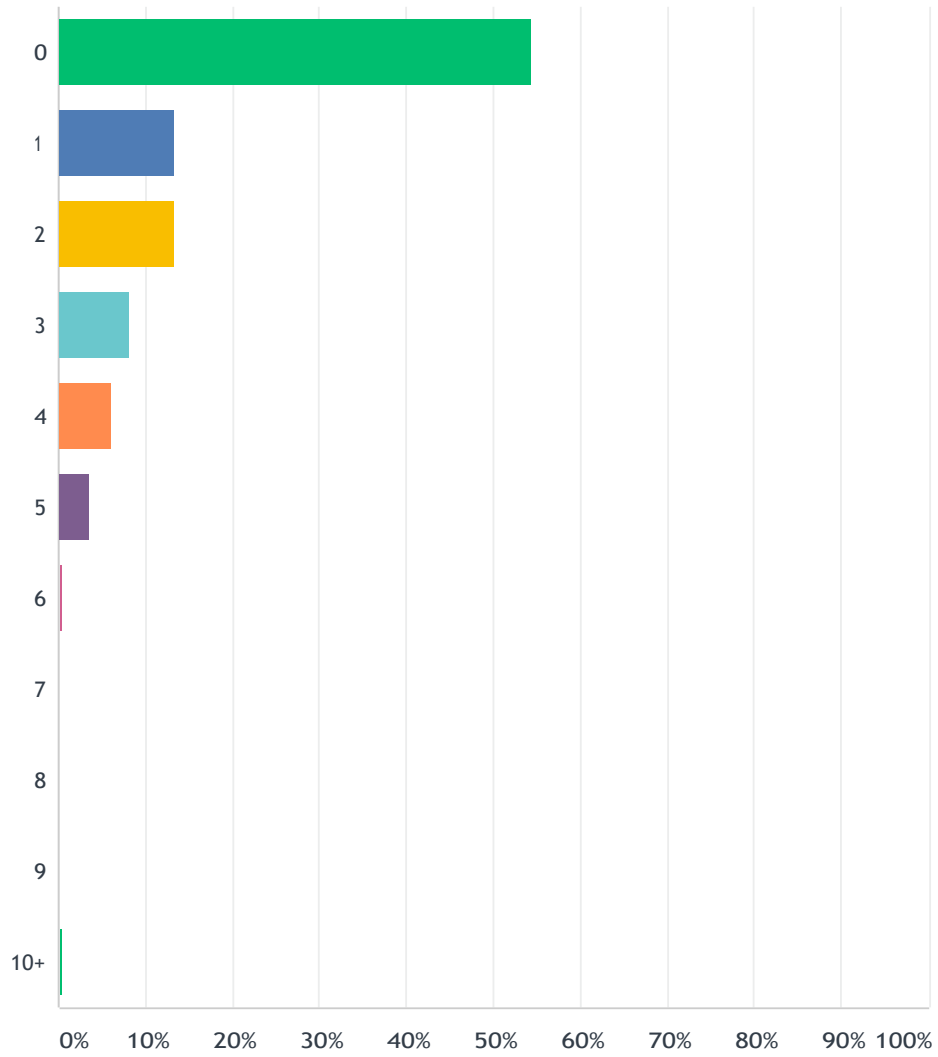
Answered: 195 Skipped: 0



ANSWER CHOICES	RESPONSES	
Single	65.13%	127
Married	18.46%	36
Separated	1.54%	3
Living in a married-like relationship	11.79%	23
Divorced	3.08%	6
Widowed	0.00%	0
TOTAL		195

Number of Dependent children

Answered: 195 Skipped: 0



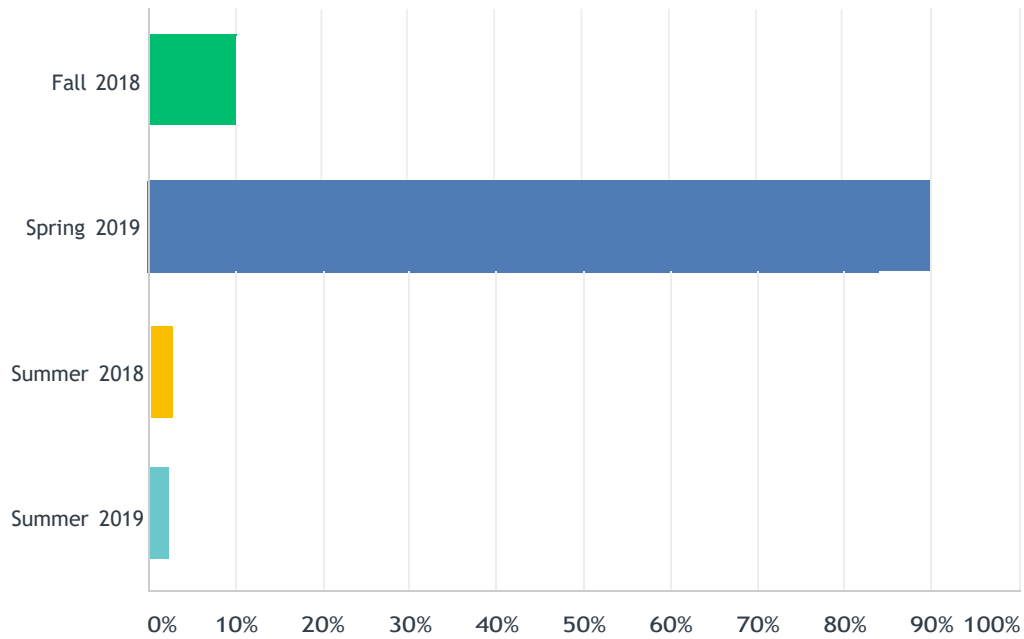
Diné College - 2019 Graduate Exit

ANSWER CHOICES	RESPONSES	
0	54.36%	106
1	13.33%	26
2	13.33%	26
3	8.21%	16
4	6.15%	12
5	3.59%	7
6	0.51%	1
7	0.00%	0
8	0.00%	0
9	0.00%	0
10+	0.51%	1
TOTAL	195	



Term of Degree Completion:

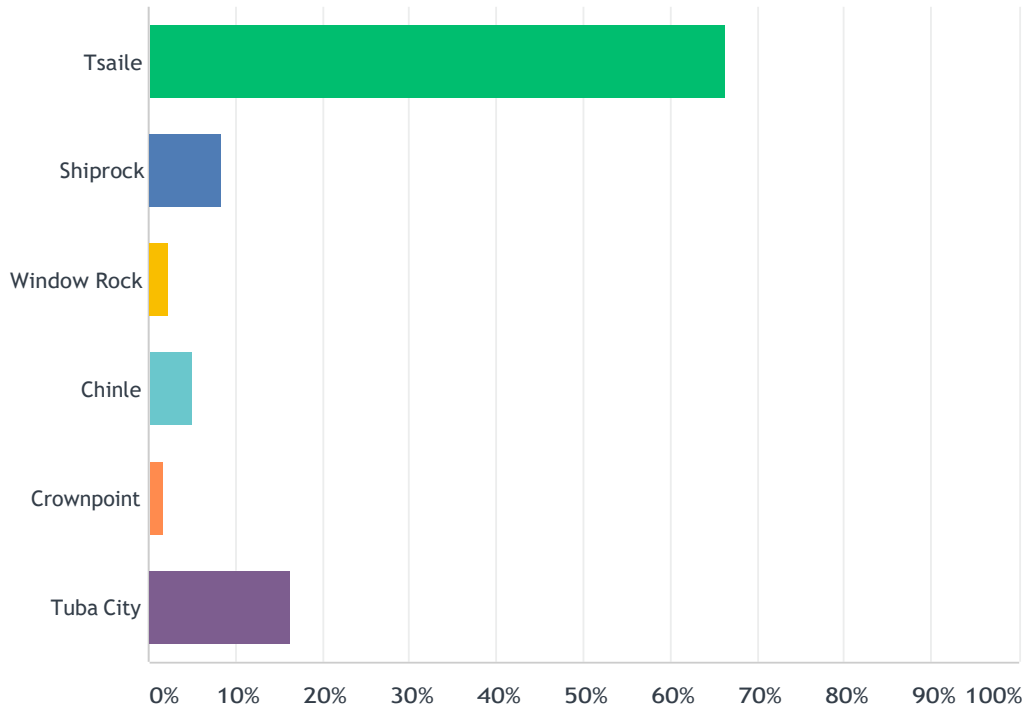
Answered: 178 Skipped: 17



ANSWER CHOICES	RESPONSES	
Fall 2018	10.67%	19
Spring 2019	84.27%	150
Summer 2018	2.81%	5
Summer 2019	2.25%	4
TOTAL		178

Which campus/center did you take classes most often?

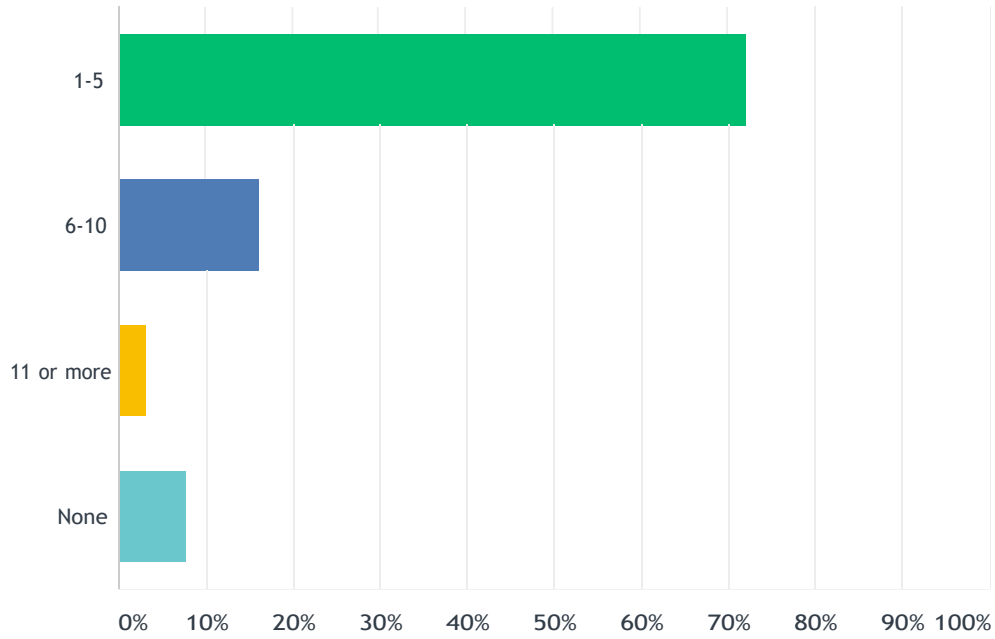
Answered: 178 Skipped: 17



ANSWER CHOICES	RESPONSES	
Tsaile	66.29%	118
Shiprock	8.43%	15
Window Rock	2.25%	4
Chinle	5.06%	9
Crownpoint	1.69%	3
Tuba City	16.29%	29
TOTAL		178

How many courses did you take online via internet?

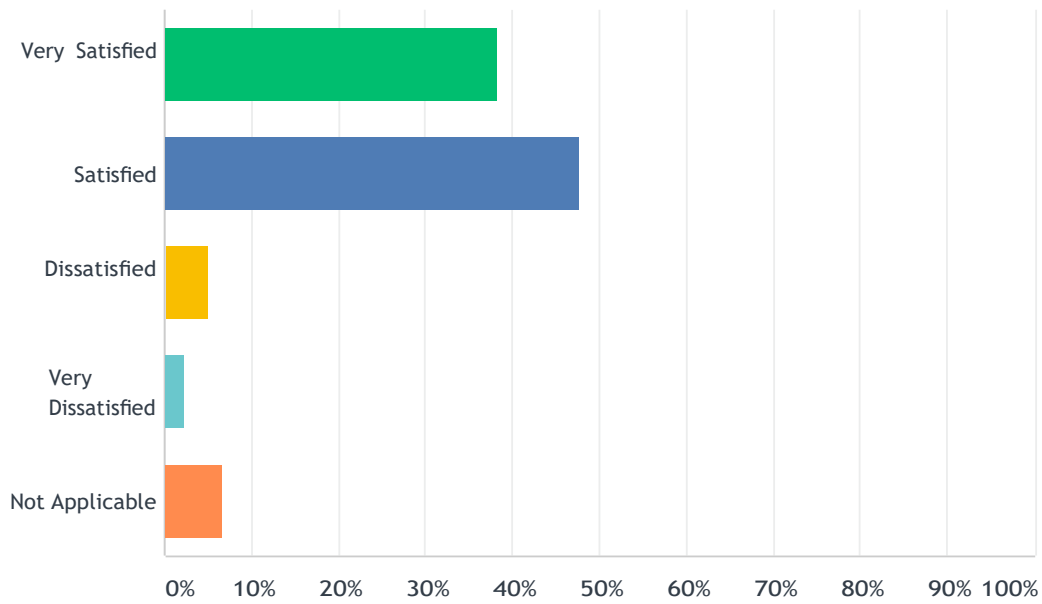
Answered: 178 Skipped: 17



ANSWER CHOICES	RESPONSES	
1-5	72.47%	129
6-10	16.29%	29
11 or more	3.37%	6
None	7.87%	14
TOTAL		178

How satisfied were you with the online classes you enrolled in at Diné College?

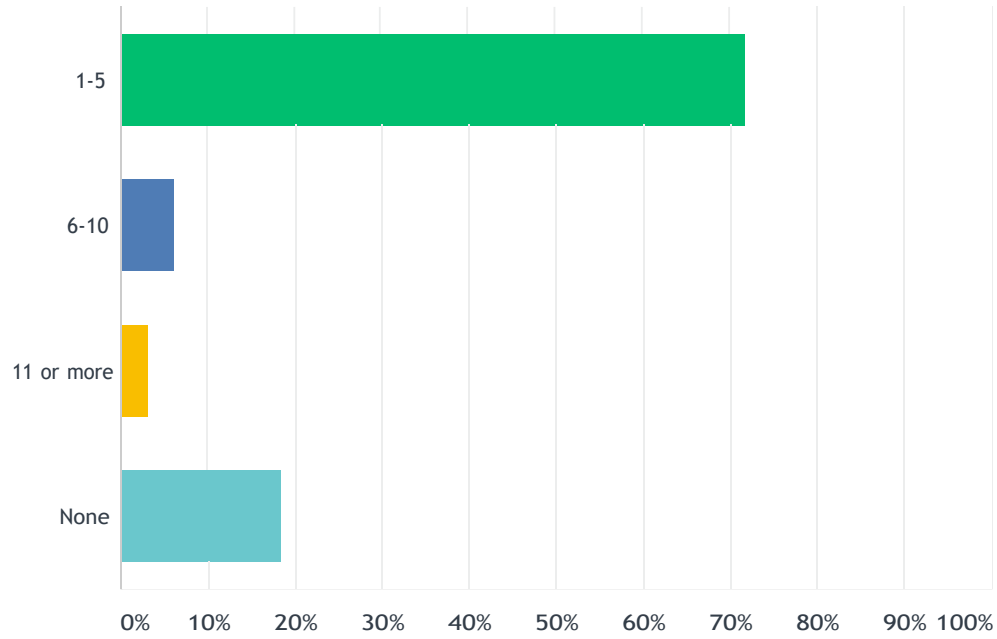
Answered: 178 Skipped: 17



ANSWER CHOICES	RESPONSES	
Very Satisfied (4)	38.20%	68
Satisfied (3)	47.75%	85
Dissatisfied (2)	5.06%	9
Very Dissatisfied (1)	2.25%	4
Not Applicable	6.74%	12
TOTAL		178

How many courses did you take online via ITV?

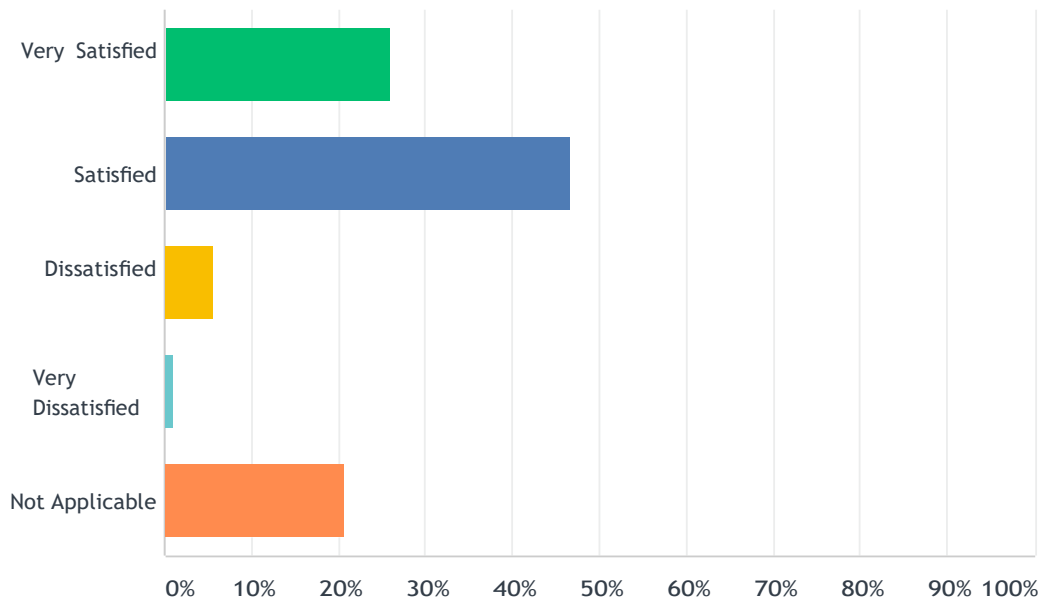
Answered: 178 Skipped: 17



ANSWER CHOICES	RESPONSES	
1-5	71.91%	128
6-10	6.18%	11
11 or more	3.37%	6
None	18.54%	33
TOTAL		178

How satisfied were you with the ITV classes you enrolled in at Diné College?

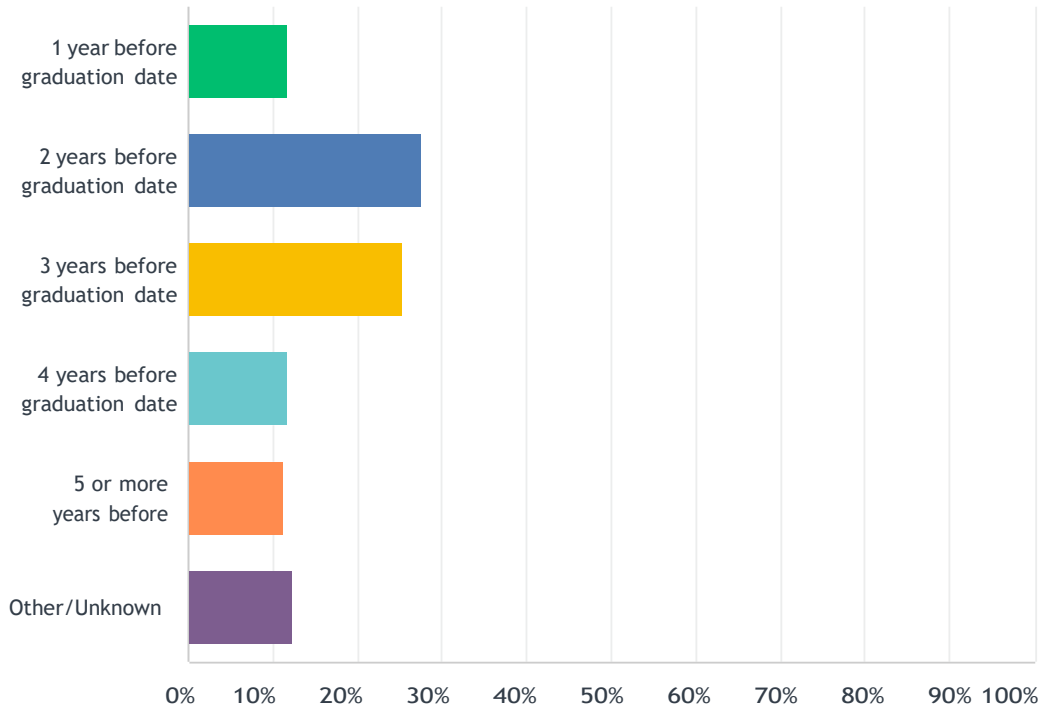
Answered: 178 Skipped: 17



ANSWER CHOICES	RESPONSES	
Very Satisfied (4)	25.84%	46
Satisfied (3)	46.63%	83
Dissatisfied (2)	5.62%	10
Very Dissatisfied (1)	1.12%	2
Not Applicable	20.79%	37
TOTAL		178

When did you begin academic work on your degree program?

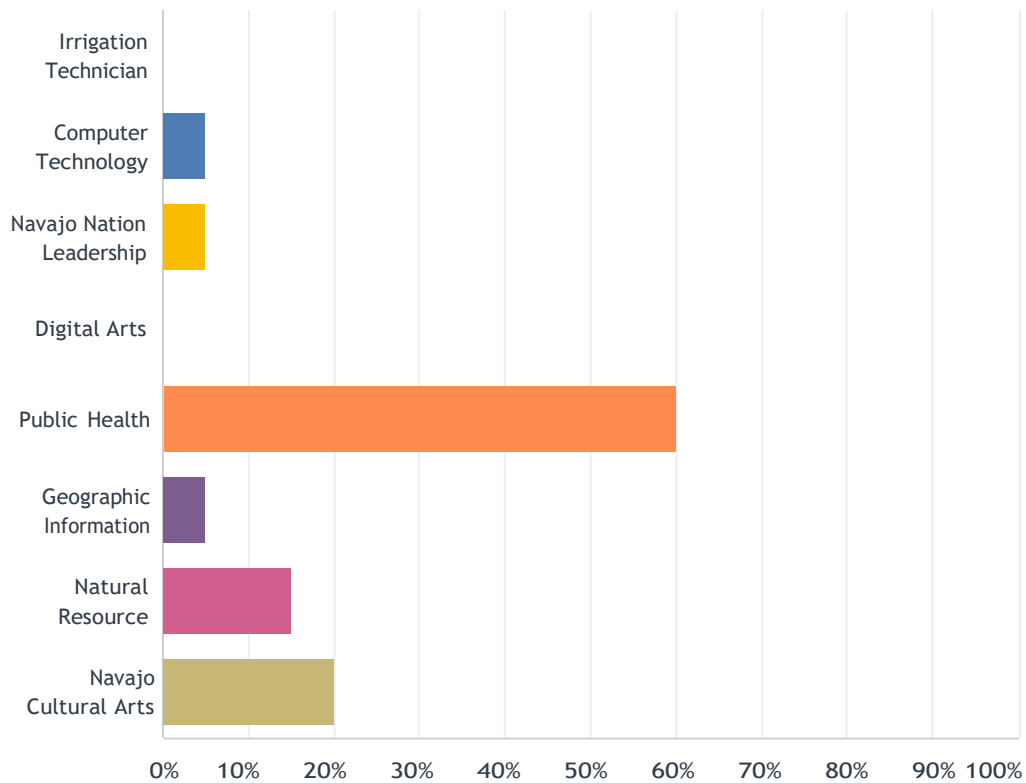
Answered: 178 Skipped: 17



ANSWER CHOICES	RESPONSES	
1 year before graduation date	11.80%	21
2 years before graduation date	27.53%	49
3 years before graduation date	25.28%	45
4 years before graduation date	11.80%	21
5 or more years before graduation date	11.24%	20
Other/Unknown	12.36%	22
TOTAL		178

Please select the specific Certificate(s) you will be graduating with(check all that apply, if any):

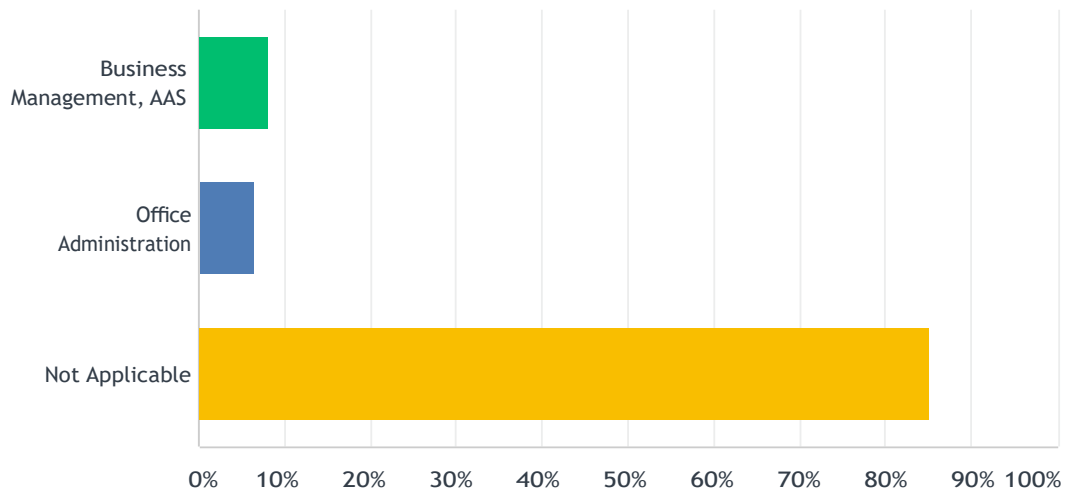
Answered: 20 Skipped: 175



ANSWER CHOICES	RESPONSES
Irrigation Technician	0.00% 0
Computer Technology	5.00% 1
Navajo Nation Leadership	5.00% 1
Digital Arts	0.00% 0
Public Health	60.00% 12
Geographic Information Systems	5.00% 1
Natural Resource	15.00% 3
Navajo Cultural Arts	20.00% 4
Total Respondents: 20	

Please select the specific Associate of Applied Science Degree(s) you will be graduating with (check all that apply, if any):

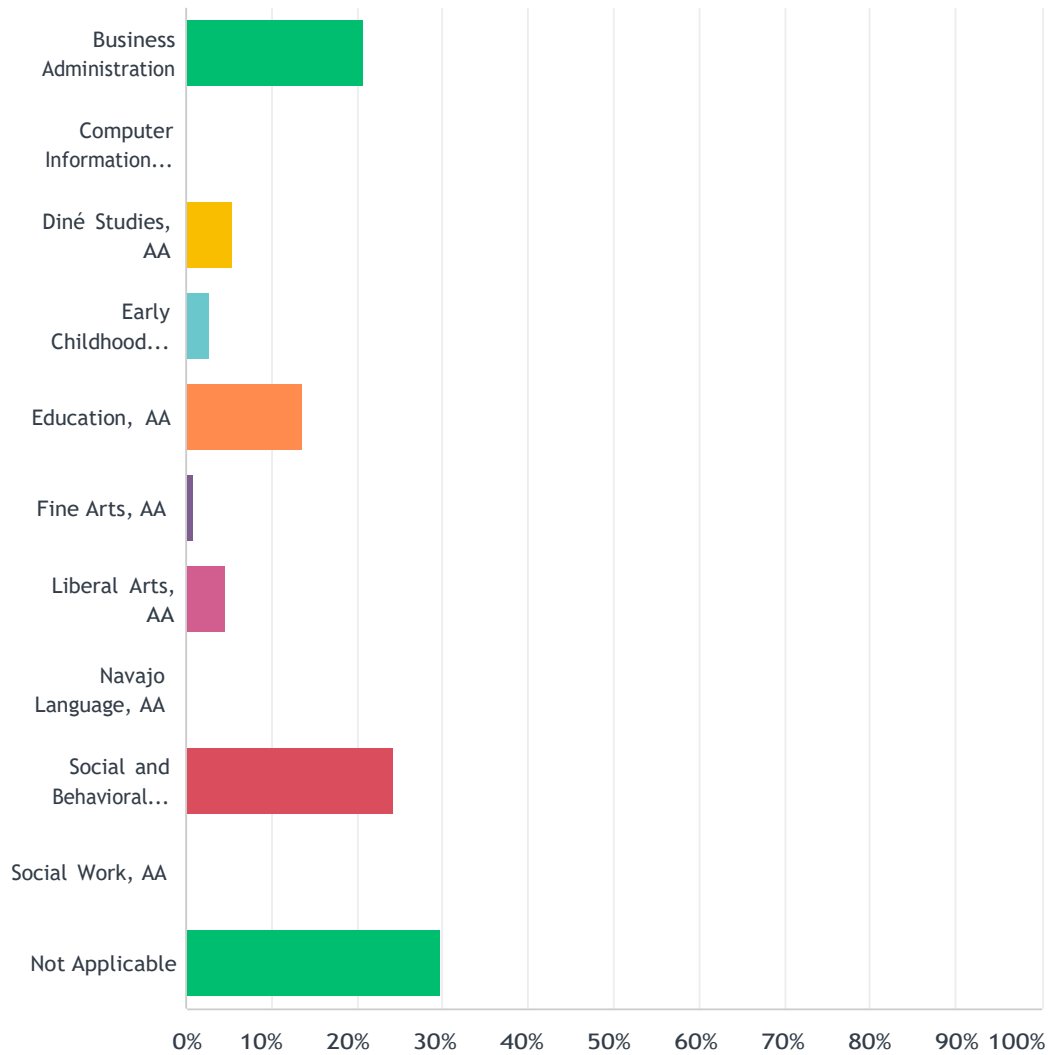
Answered: 61 Skipped: 134



ANSWER CHOICES	RESPONSES	
Business Management, AAS	8.20%	5
Office Administration, AAS	6.56%	4
Not Applicable	85.25%	52
Total Respondents: 61		

Please select the specific Associate of Arts Degree(s) you will be graduating with (check all that apply):

Answered: 111 Skipped: 84

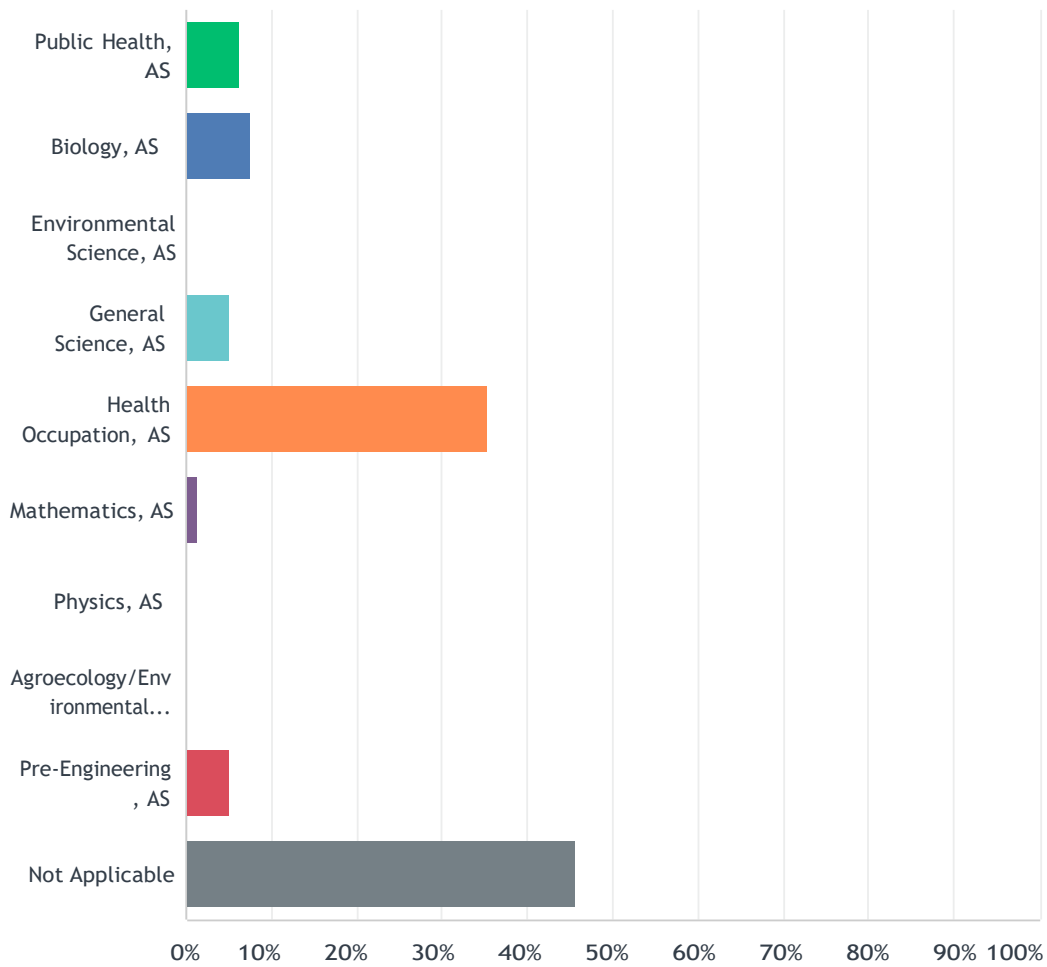


ANSWER CHOICES	RESPONSES	
Business Administration, AA	20.72%	23
Computer Information System, AA	0.00%	0
Diné Studies, AA	5.41%	6
Early Childhood Education, AA	2.70%	3
Education, AA	13.51%	15
Fine Arts, AA	0.90%	1
Liberal Arts, AA	4.50%	5
Navajo Language, AA	0.00%	0
Social and Behavioral Sciences, AA	24.32%	27
Social Work, AA	0.00%	0
Not Applicable	29.73%	33
Total Respondents: 111		



Please select the specific Associate of Science Degree(s) you will be graduating with (check all that apply, if any):

Answered: 79 Skipped: 116

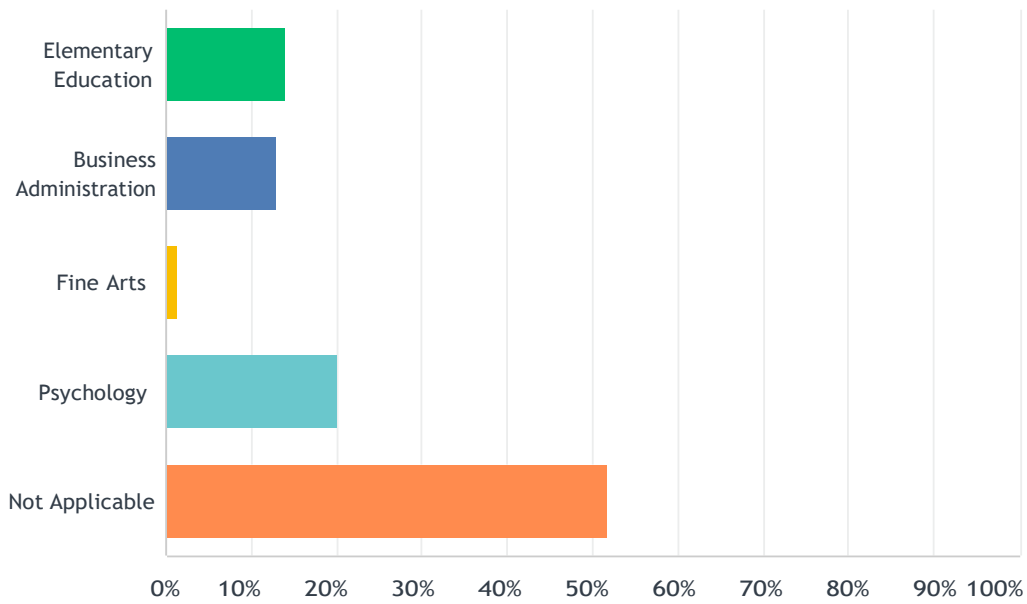


ANSWER CHOICES	RESPONSES	
Public Health, AS	6.33%	5
Biology, AS	7.59%	6
Environmental Science, AS	0.00%	0
General Science, AS	5.06%	4
Health Occupation, AS	35.44%	28
Mathematics, AS	1.27%	1
Physics, AS	0.00%	0
Agroecology/Environmental Science, AS	0.00%	0
Pre-Engineering, AS	5.06%	4
Not Applicable	45.57%	36
Total Respondents: 79		



Please select the specific Bachelor of Arts Degree you will be graduating with (check if applicable):

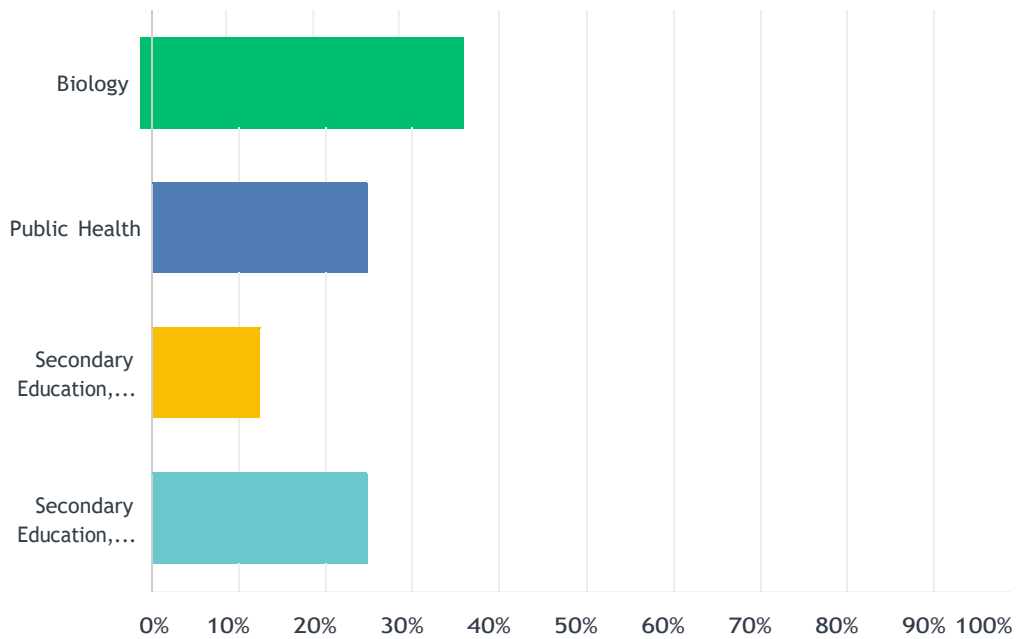
Answered: 85 Skipped: 110



ANSWER CHOICES	RESPONSES	
Elementary Education	14.12%	12
Business Administration	12.94%	11
Fine Arts	1.18%	1
Psychology	20.00%	17
Not Applicable	51.76%	44
Total Respondents: 85		

Please select the specific Bachelor of Science you will be graduating with
(check if applicable):

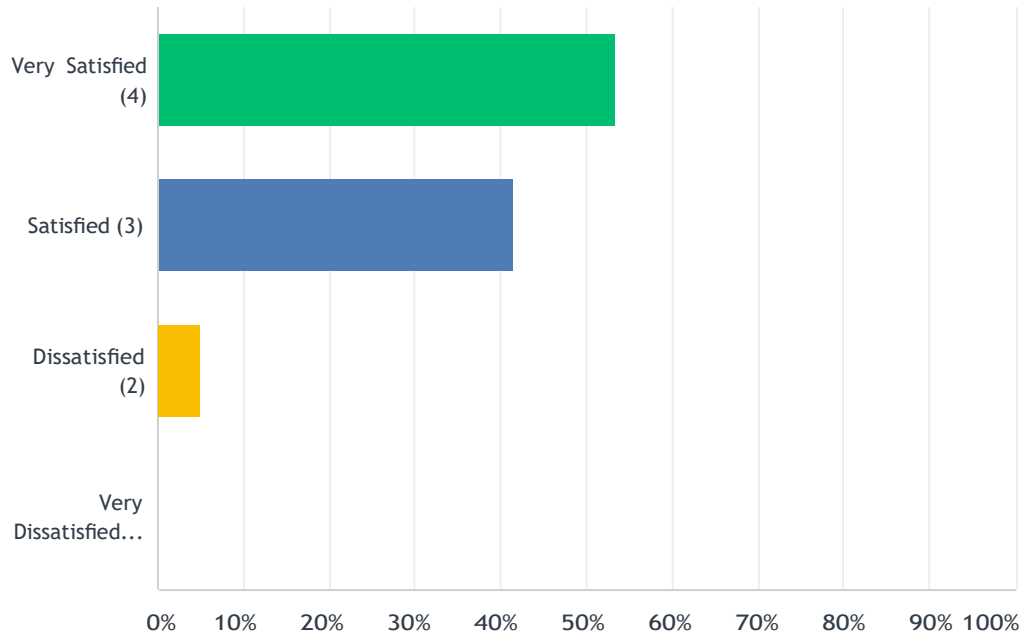
Answered: 8 Skipped: 187



ANSWER CHOICES	RESPONSES	
Biology	37.50%	3
Public Health	25.00%	2
Secondary Education, Mathematics	12.50%	1
Secondary Education, Science	25.00%	2
Total Respondents: 8		

How satisfied are you with the overall quality of instruction at DinéCollege?

Answered: 176 Skipped: 19



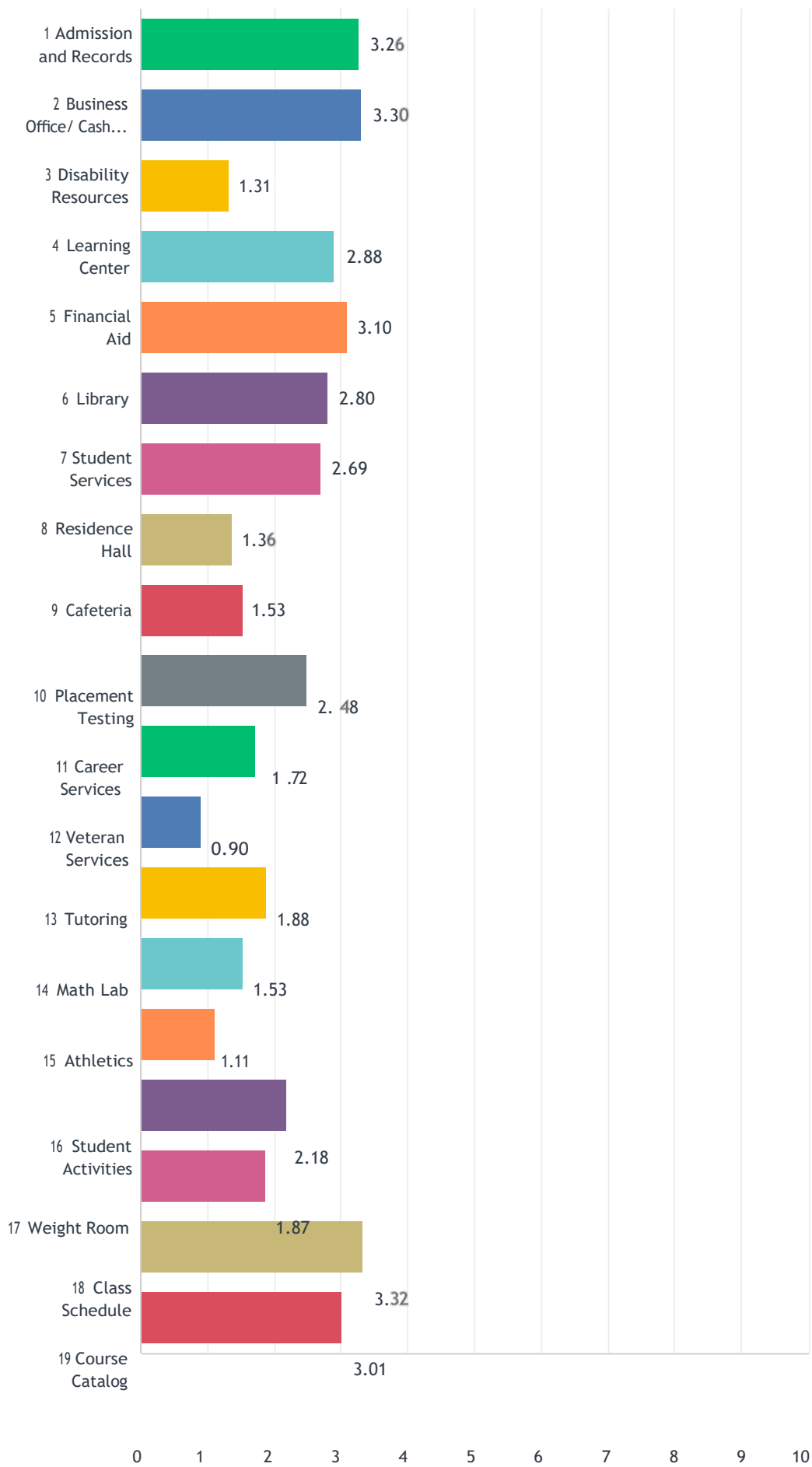
ANSWER CHOICES	RESPONSES	
Very Satisfied (4)	53.41%	94
Satisfied (3)	41.48%	73
Dissatisfied (2)	5.11%	9
Very Dissatisfied (1)	0.00%	0
TOTAL		176

How satisfied are you with the following services used while attending Diné College:

Answered: 176 Skipped: 19



Diné College - 2019 Graduate Exit Survey

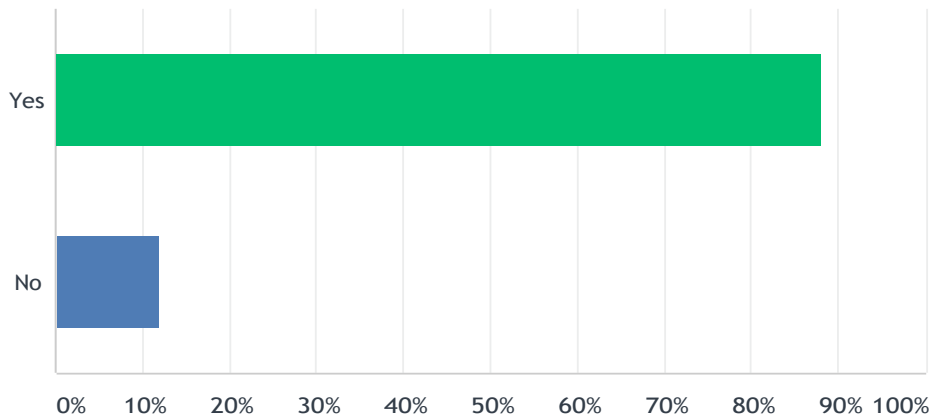


Diné College - 2019 Graduate Exit Survey

	(4) VERY SATISFIED	(3) SATISFIED	(2) DISSATISFIED	(1) VERY DISSATISFIED	(0) DID NOT USE	TOTAL	WEIGHTED AVERAGE
1 Admission and Records	42.05% 74	46.59% 82	6.82% 12	4.55% 8	0.00% 0	176	3.26
2 Business Office/ Cashier Services	43.18% 76	48.30% 85	5.68% 10	0.57% 1	2.27% 4	176	3.30
3 Disability Resources	15.34% 27	21.59% 38	1.70% 3	1.70% 3	59.66% 105	176	1.31
4 Learning Center	42.05% 74	37.50% 66	2.84% 5	1.14% 2	16.48% 29	176	2.88
5 Financial Aid	45.45% 80	38.07% 67	6.25% 11	1.70% 3	8.52% 15	176	3.10
6 Library	39.20% 69	38.07% 67	3.98% 7	0.57% 1	18.18% 32	176	2.80
7 Student Services	38.64% 68	34.66% 61	4.55% 8	1.14% 2	21.02% 37	176	2.69
8 Residence Hall	18.75% 33	16.48% 29	3.98% 7	3.41% 6	57.39% 101	176	1.36
9 Cafeteria	15.91% 28	22.16% 39	8.52% 15	5.68% 10	47.73% 84	176	1.53
10 Placement Testing	22.16% 39	50.00% 88	2.27% 4	4.55% 8	21.02% 37	176	2.48
11 Career Services	19.89% 35	27.84% 49	2.84% 5	2.84% 5	46.59% 82	176	1.72
12 Veteran Services	13.64% 24	10.80% 19	1.14% 2	0.57% 1	73.86% 130	176	0.90
13 Tutoring	20.45% 36	33.52% 59	2.84% 5	0.00% 0	43.18% 76	176	1.88
14 Math Lab	19.32% 34	24.43% 43	1.14% 2	0.57% 1	54.55% 96	176	1.53
15 Athletics	12.50% 22	18.75% 33	1.14% 2	2.84% 5	64.77% 114	176	1.11
16 Student Activities	23.86% 42	36.36% 64	5.68% 10	1.70% 3	32.39% 57	176	2.18
17 Weight Room	25.00% 44	26.70% 47	2.84% 5	1.14% 2	44.32% 78	176	1.87
18 Class Schedule	44.32% 78	48.86% 86	2.27% 4	3.41% 6	1.14% 2	176	3.32
19 Course Catalog	34.66% 61	49.43% 87	5.68% 10	2.27% 4	7.95% 14	176	3.01

Did you receive academic advising while attending Diné College?

Answered: 175 Skipped: 20

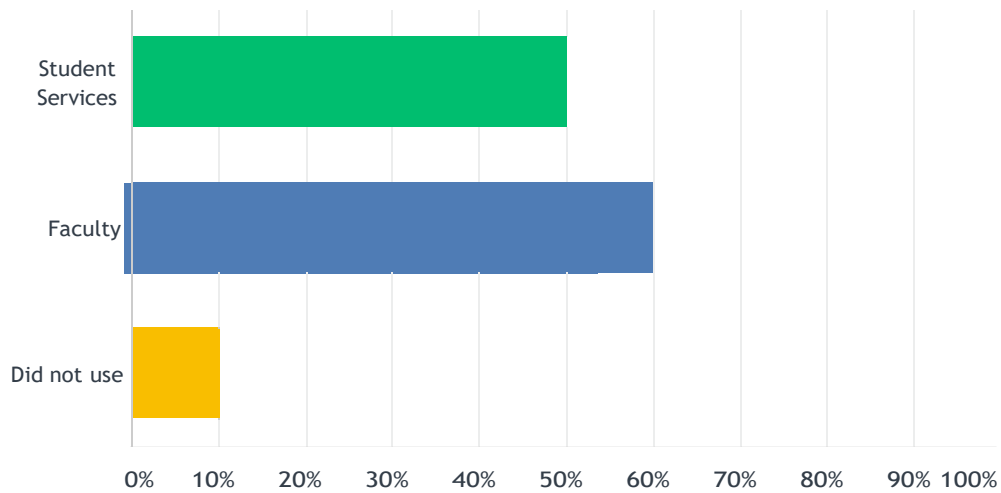


ANSWER CHOICES	RESPONSES	
Yes	88.00%	154
No	12.00%	21
TOTAL		175



If you received academic advising at Diné College, from whom did you receive academic advising?

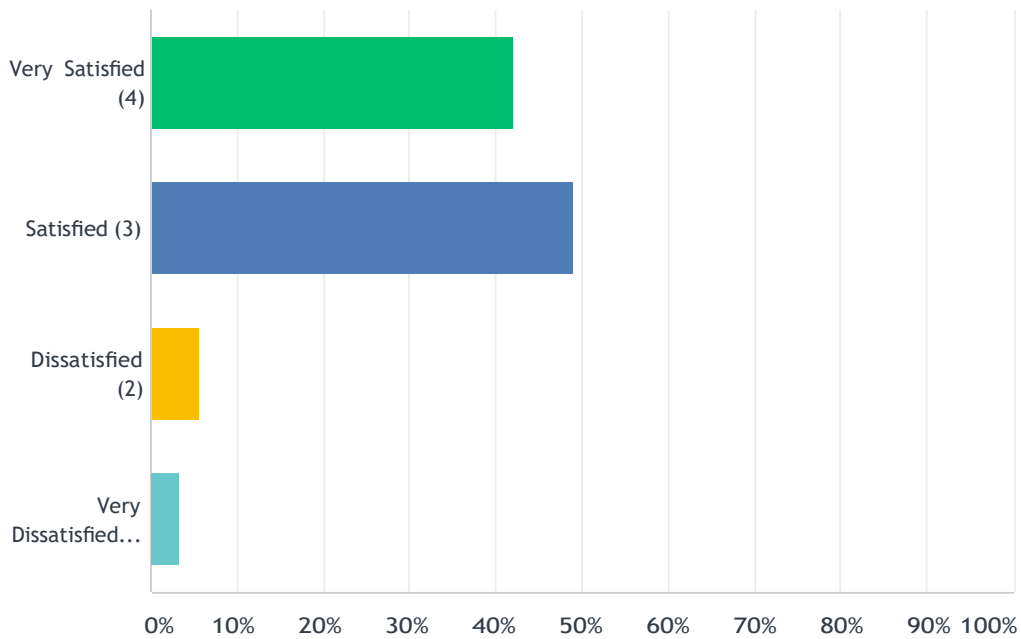
Answered: 165 Skipped: 30



ANSWER CHOICES	RESPONSES	
Student Services	50.30%	83
Faculty	54.55%	90
Did not use	10.91%	18
Total Respondents: 165		

How satisfied were you with the academic advising you received at Diné College?

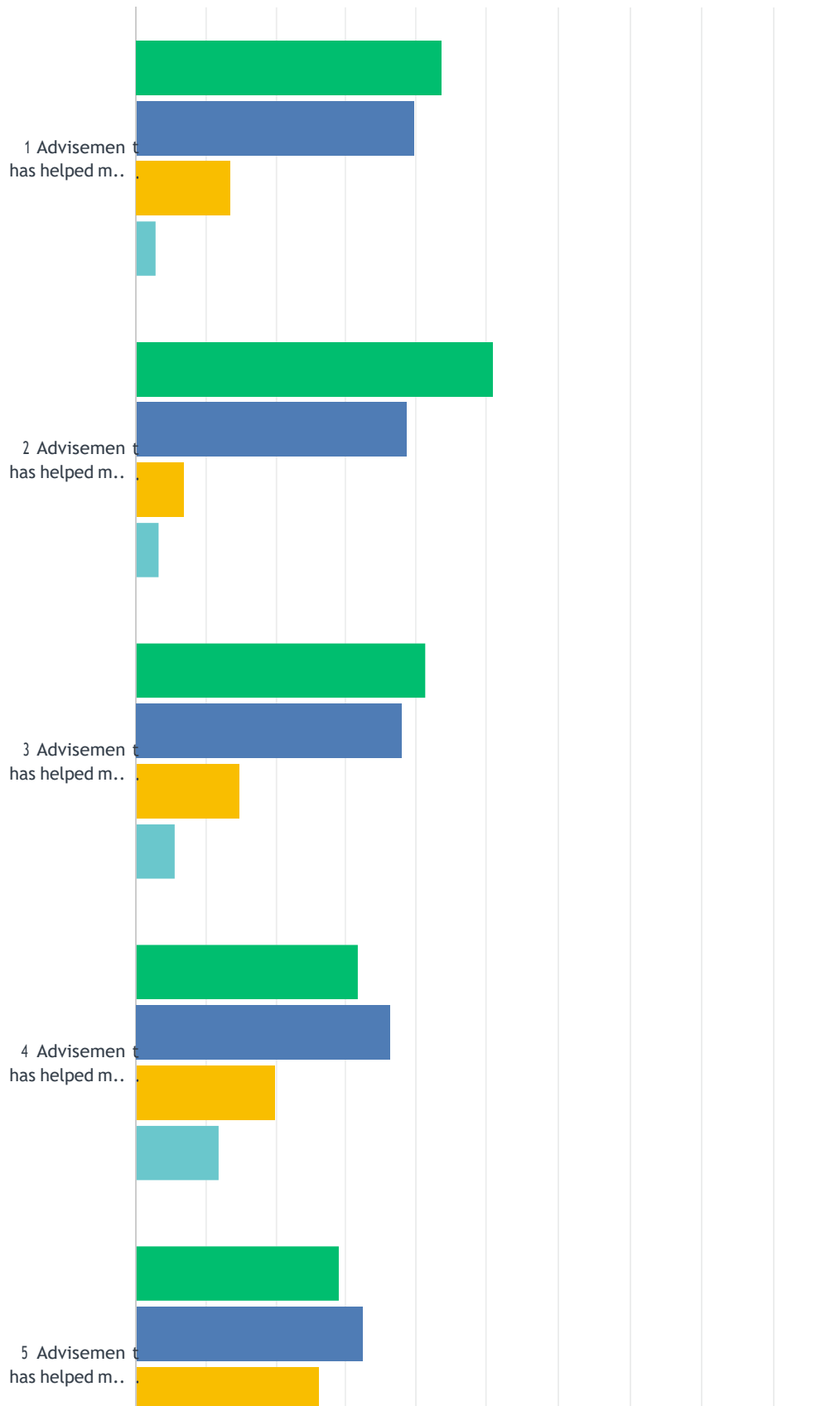
Answered: 176 Skipped: 19



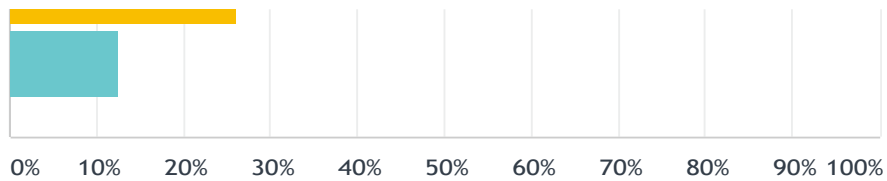
ANSWER CHOICES	RESPONSES
Very Satisfied (4)	42.05% 74
Satisfied (3)	48.86% 86
Dissatisfied (2)	5.68% 10
Very Dissatisfied (1)	3.41% 6
TOTAL	176

Please rate your agreement level with the following statements:

Answered: 176 Skipped: 19



Diné College - 2019 Graduate Exit Survey

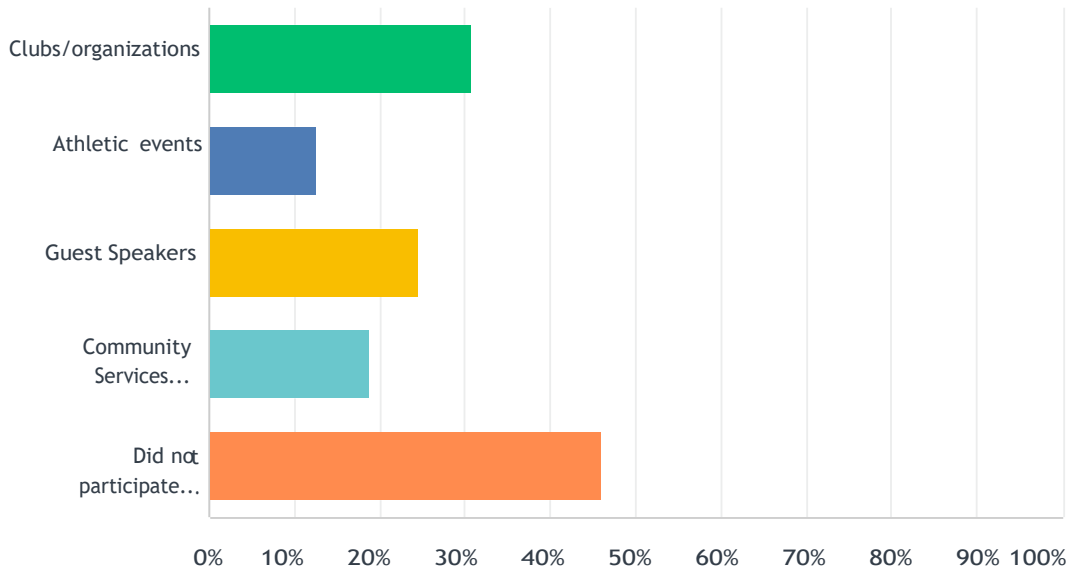


■ (4) Strongly Agree
 ■ (3) Agree
 ■ (2) Disagree
 ■ (1) Strongly Disagree

	(4) STRONGLY AGREE	(3) AGREE	(2) DISAGREE	(1) STRONGLY DISAGREE	TOTAL	WEIGHTED AVERAGE
1 Advisement has helped me to develop an education plan.	43.75% 77	39.77% 70	13.64% 24	2.84% 5	176	3.24
2 Advisement has helped me to understand the general education requirements of my degree.	51.14% 90	38.64% 68	6.82% 12	3.41% 6	176	3.38
3 Advisement has helped me to understand career options related to my degree.	41.48% 73	38.07% 67	14.77% 26	5.68% 10	176	3.15
4 Advisement has helped me to select a university major.	31.82% 56	36.36% 64	19.89% 35	11.93% 21	176	2.88
5 Advisement has helped me to complete a university transfer process plan.	28.98% 51	32.39% 57	26.14% 46	12.50% 22	176	2.78

What student activities at Diné College have you been involved with outside of class? (Please select all that apply.)

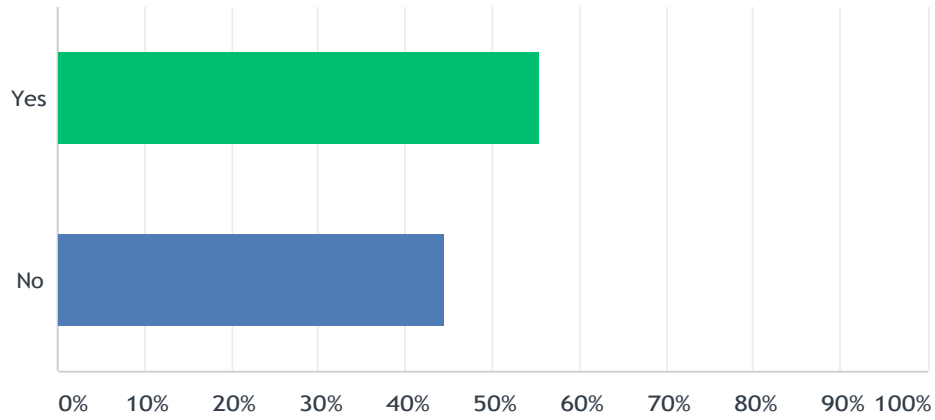
Answered: 176 Skipped: 19



ANSWER CHOICES	RESPONSES	
Clubs/organizations	30.68%	54
Athletic events	12.50%	22
Guest Speakers	24.43%	43
Community Services Activities	18.75%	33
Did not participate outside of class	46.02%	81
Total Respondents: 176		

Do you plan to transfer to a four-year university?

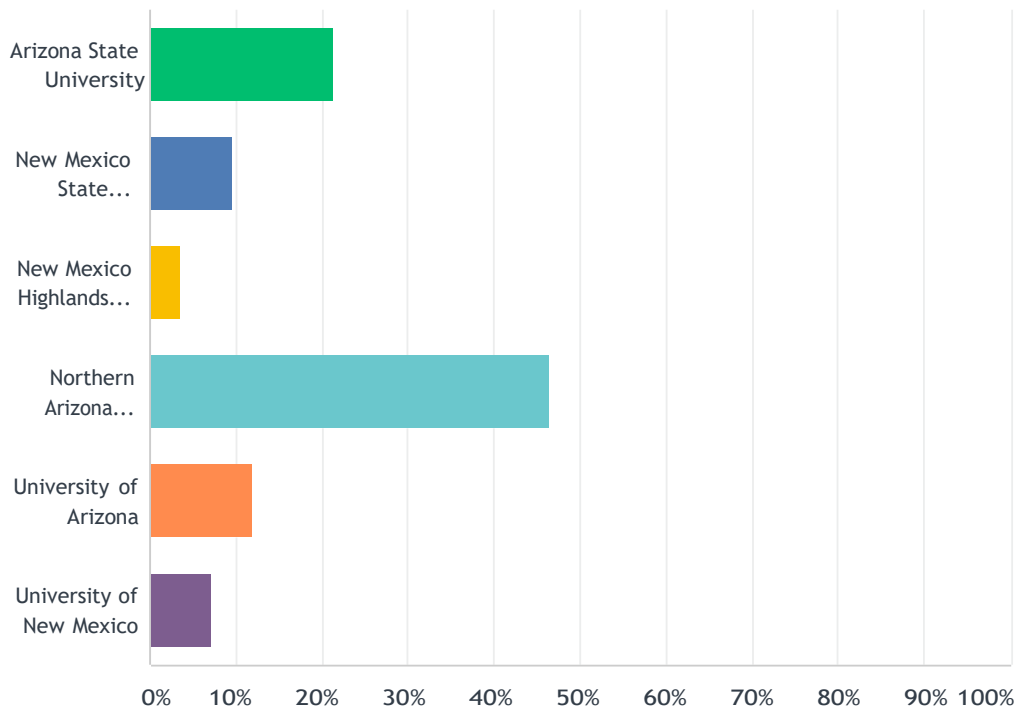
Answered: 175 Skipped: 20



ANSWER CHOICES	RESPONSES	
Yes	55.43%	97
No	44.57%	78
TOTAL		175

If you plan to transfer, which four-year college or university do you plan to transfer to?

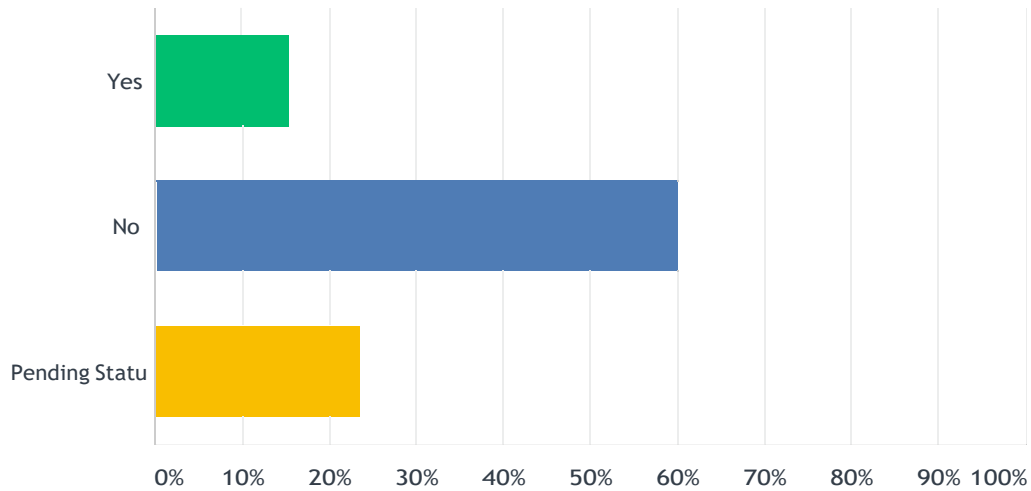
Answered: 84 Skipped: 111



ANSWER CHOICES	RESPONSES	
Arizona State University	21.43%	18
New Mexico State University	9.52%	8
New Mexico Highlands University	3.57%	3
Northern Arizona University	46.43%	39
University of Arizona	11.90%	10
University of New Mexico	7.14%	6
TOTAL		84

If you will be transferring to a 4-year, have you already been Accepted for Admission?

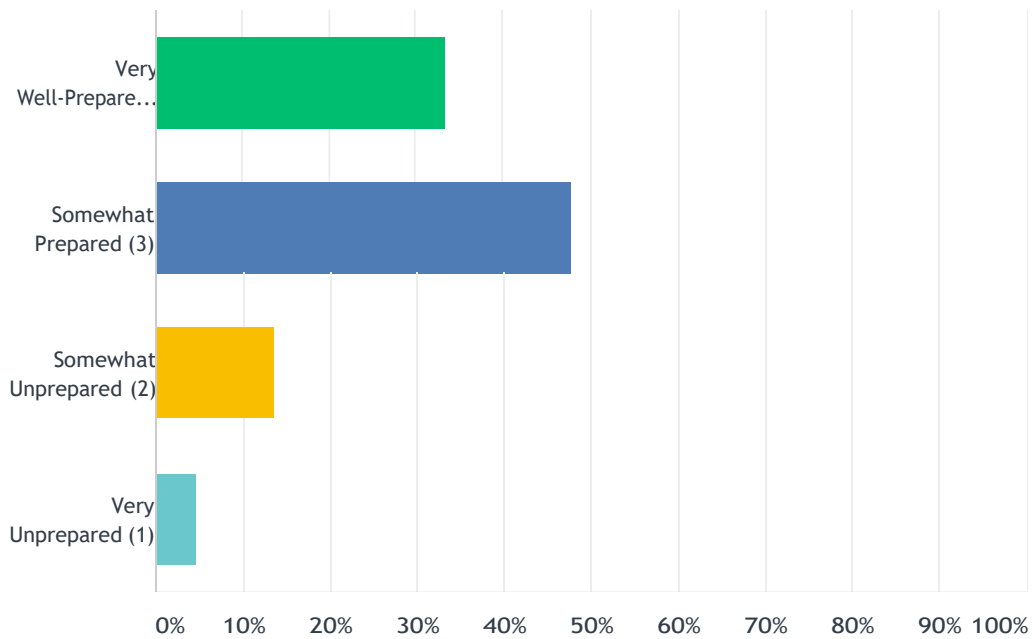
Answered: 147 Skipped: 48



ANSWER CHOICES	RESPONSES	
Yes	15.65%	23
No	60.54%	89
Pending Status	23.81%	35
TOTAL		147

As a result of your education at Diné College, how well prepared are you to transfer to a four-year college or university?

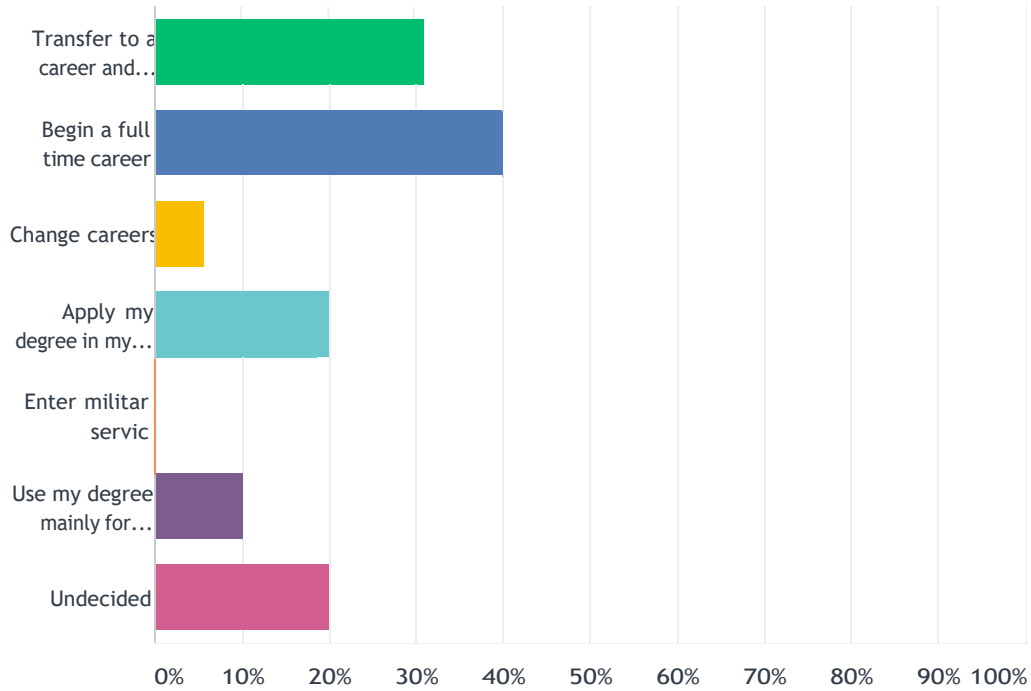
Answered: 146 Skipped: 49



ANSWER CHOICES	RESPONSES
Very Well-Prepared (4)	33.56% 49
Somewhat Prepared (3)	47.95% 70
Somewhat Unprepared (2)	13.70% 20
Very Unprepared (1)	4.79% 7
TOTAL	146

What is your career plans to use your degree:

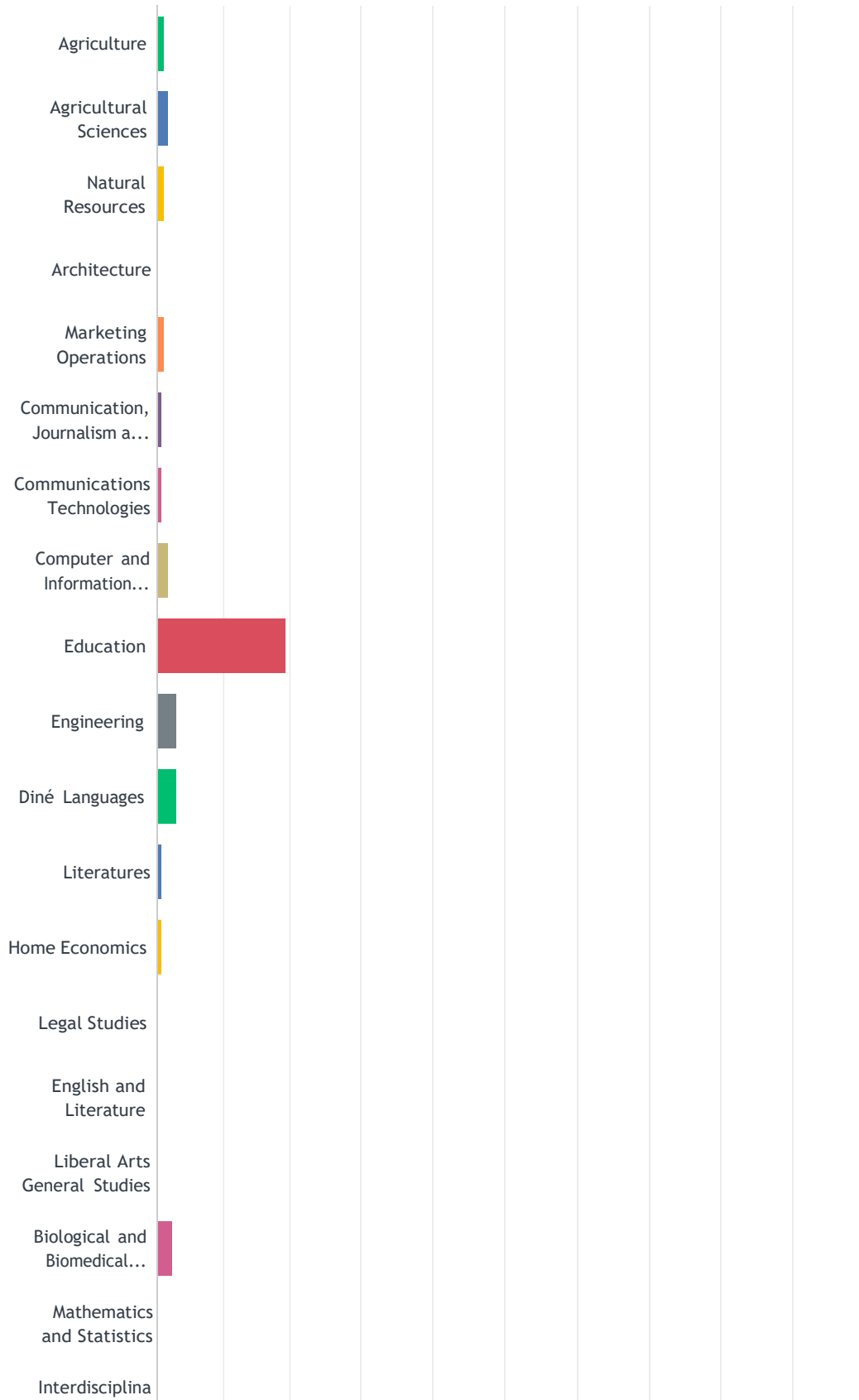
Answered: 170 Skipped: 25



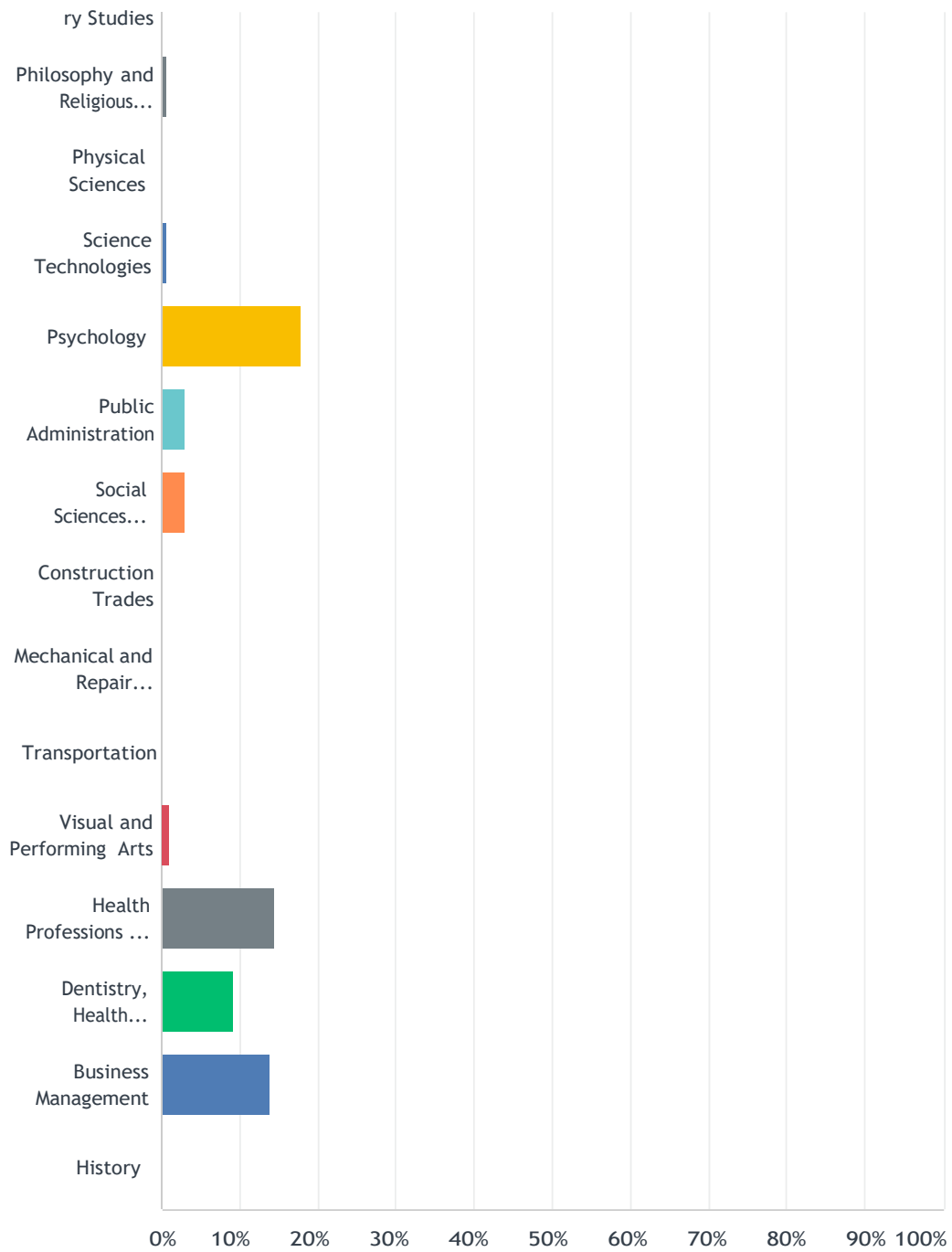
ANSWER CHOICES	RESPONSES	
Transfer to a career and technical program or college	31.18%	53
Begin a full time career	40.59%	69
Change careers	5.88%	10
Apply my degree in my current job	18.82%	32
Enter military service	1.18%	2
Use my degree mainly for personal reasons	10.59%	18
Undecided	20.00%	34
Total Respondents: 170		

What career will you be pursuing?

Answered: 174 Skipped: 21



Diné College - 2019 Graduate Exit Survey



Diné College - 2019 Graduate Exit Survey

ANSWER CHOICES	RESPONSES	
Agriculture	1.15%	2
Agricultural Sciences	1.72%	3
Natural Resources	1.15%	2
Architecture	0.00%	0
Marketing Operations	1.15%	2
Communication, Journalism and Related Programs	0.57%	1
Communications Technologies	0.57%	1
Computer and Information Sciences	1.72%	3
Education	19.54%	34
Engineering	2.87%	5
Diné Languages	2.87%	5
Literatures	0.57%	1
Home Economics	0.57%	1
Legal Studies	0.00%	0
English and Literature	0.00%	0
Liberal Arts General Studies	0.00%	0
Biological and Biomedical Sciences	2.30%	4
Mathematics and Statistics	0.00%	0
Interdisciplinary Studies	0.00%	0
Philosophy and Religious Studies	0.57%	1
Physical Sciences	0.00%	0
Science Technologies	0.57%	1
Psychology	17.82%	31
Public Administration	2.87%	5
Social Sciences (Anthropology, Economics, International Relations, Political Science, Sociology)	2.87%	5
Construction Trades	0.00%	0
Mechanical and Repair Technologies	0.00%	0
Transportation	0.00%	0
Visual and Performing Arts	1.15%	2
Health Professions and Related Clinical Sciences (Medicine)	14.37%	25
Dentistry, Health Services, Allied Health, Nursing, Public Health	9.20%	16
Business Management	13.79%	24

History

0.00%

0

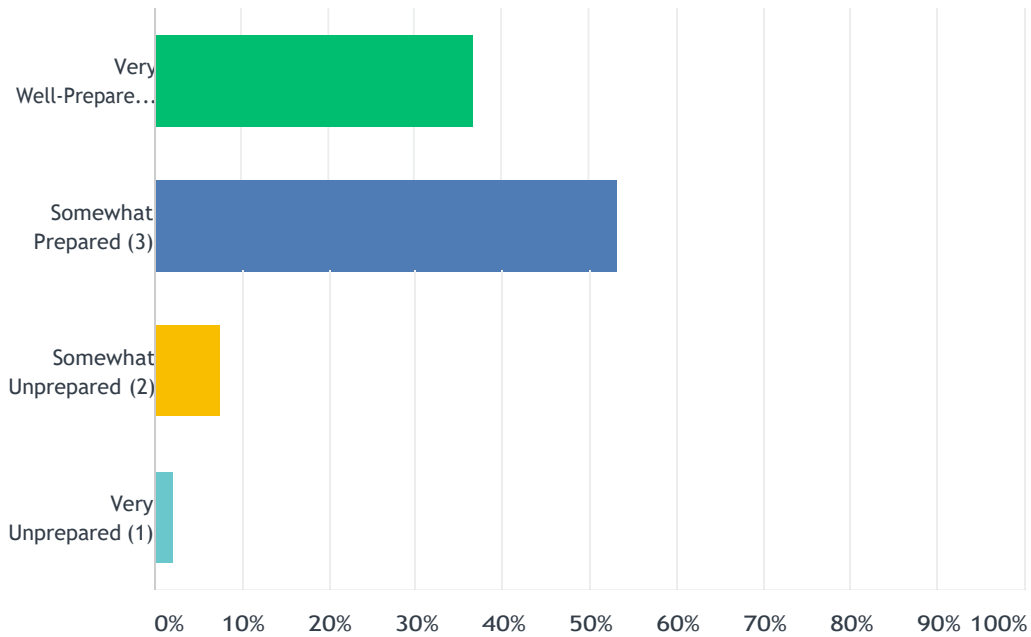
TOTAL

174



How well prepared are you to enter the workforce as a result of your education at Diné College?

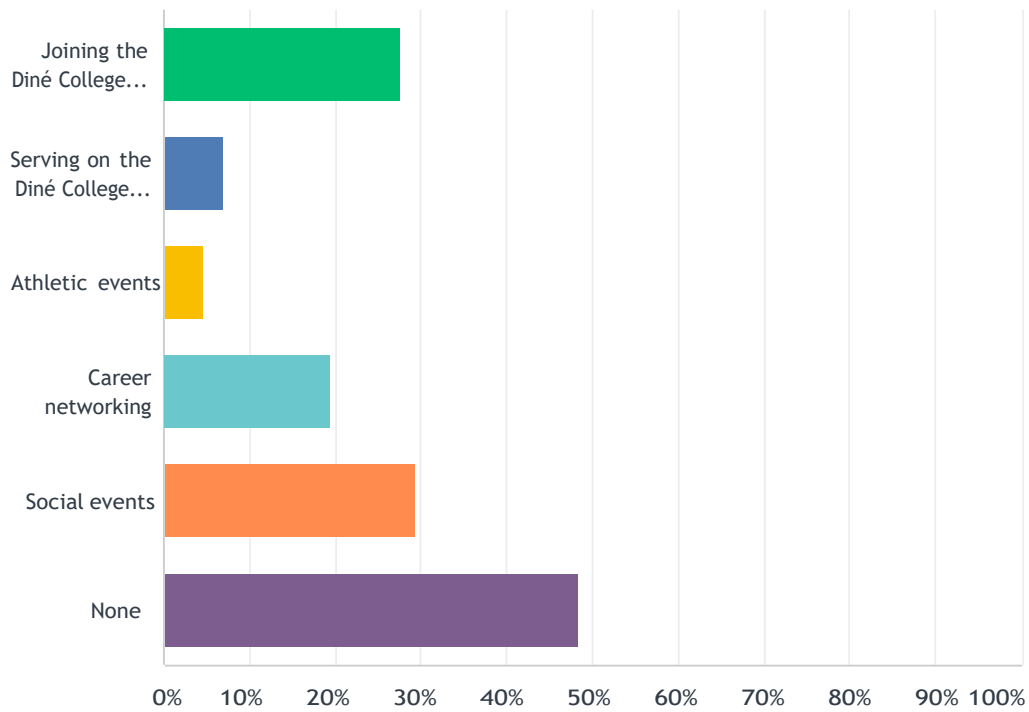
Answered: 174 Skipped: 21



ANSWER CHOICES	RESPONSES	
Very Well-Prepared (4)	36.78%	64
Somewhat Prepared (3)	53.45%	93
Somewhat Unprepared (2)	7.47%	13
Very Unprepared (1)	2.30%	4
TOTAL		174

After you graduate, what Diné College Alumni services or activities would be of interest to you? (Please select all that apply).

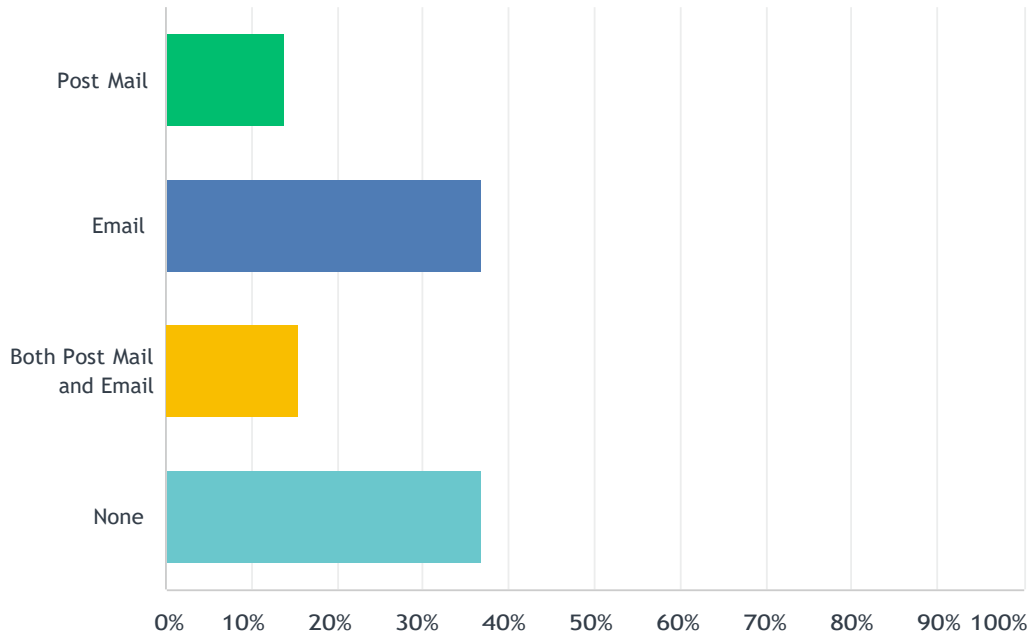
Answered: 174 Skipped: 21



ANSWER CHOICES	RESPONSES	
Joining the Diné College Alumni Association	27.59%	48
Serving on the Diné College Alumni Board	6.90%	12
Athletic events	4.60%	8
Career networking	19.54%	34
Social events	29.31%	51
None	48.28%	84
Total Respondents: 174		

How would you like to be notified about Diné College Alumniactivities?

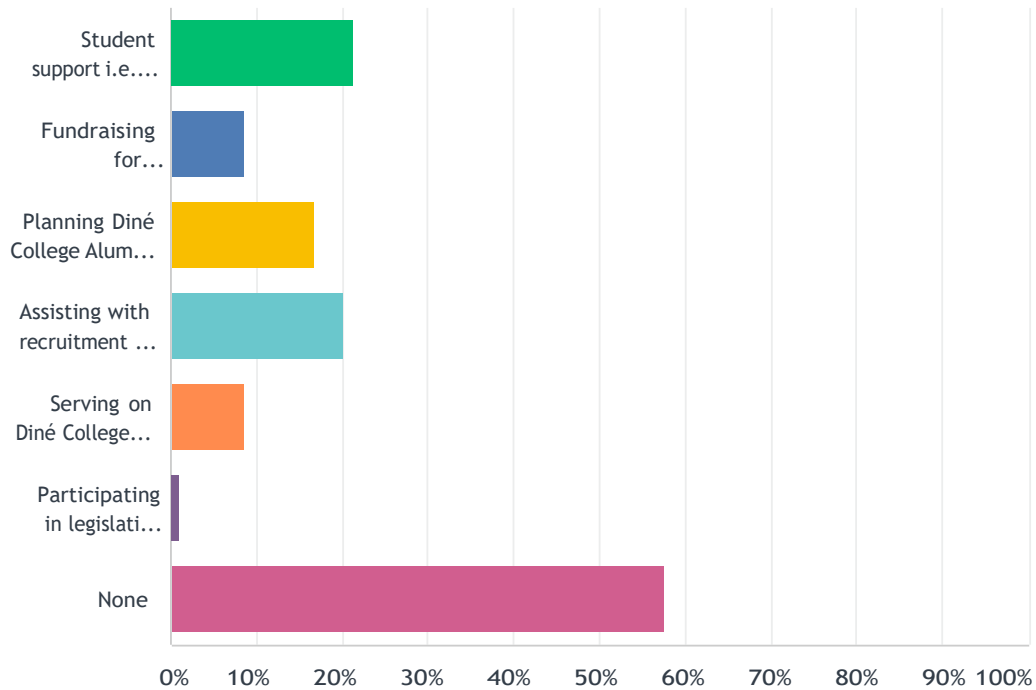
Answered: 174 Skipped: 21



ANSWER CHOICES	RESPONSES	
Post Mail	13.79%	24
Email	36.78%	64
Both Post Mail and Email	15.52%	27
None	36.78%	64
Total Respondents: 174		

Please indicate the type of Diné College Alumni services or activities would be of interest to you? (Please select all that apply).

Answered: 174 Skipped: 21



ANSWER CHOICES	RESPONSES	
Student support i.e. guest speaking mentoring job shadowing	21.26%	37
Fundraising for scholarships	8.62%	15
Planning Diné College Alumni Association activities and social events	16.67%	29
Assisting with recruitment and community outreach	20.11%	35
Serving on Diné College Alumni Association board or committee	8.62%	15
Participating in legislative advocacy	1.15%	2
None	57.47%	100
Total Respondents: 174		

