

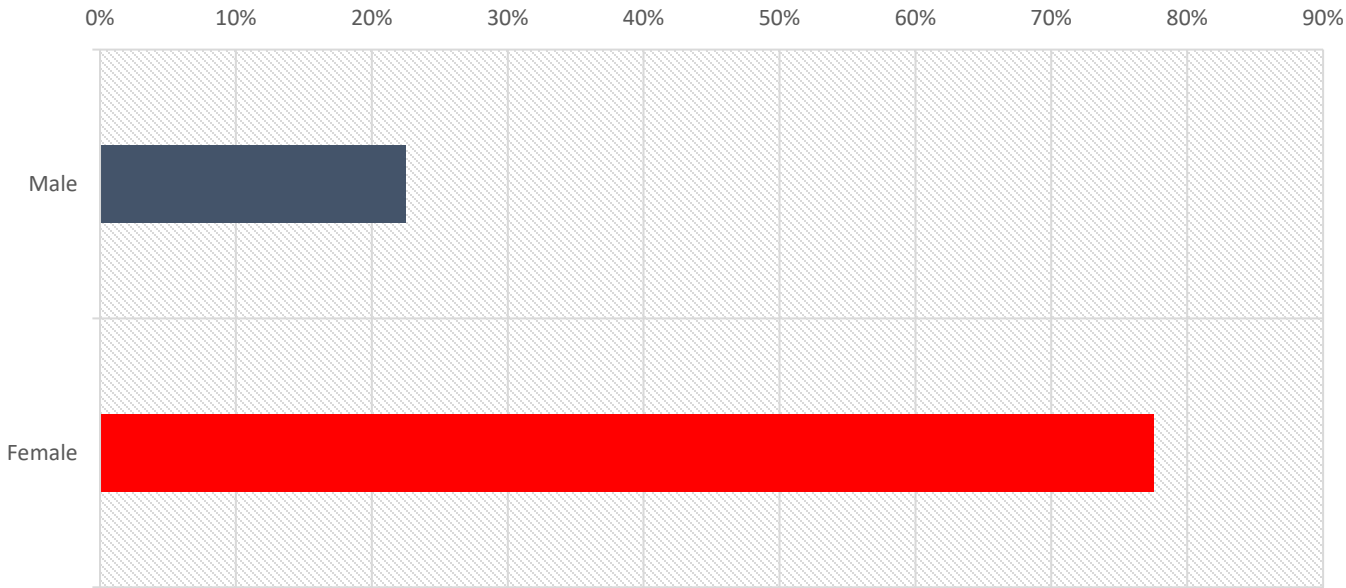


**FALL GRADUATION  
REPORT**

**2022**

[WWW.DINECOLLEGE.EDU](http://WWW.DINECOLLEGE.EDU)

### Gender

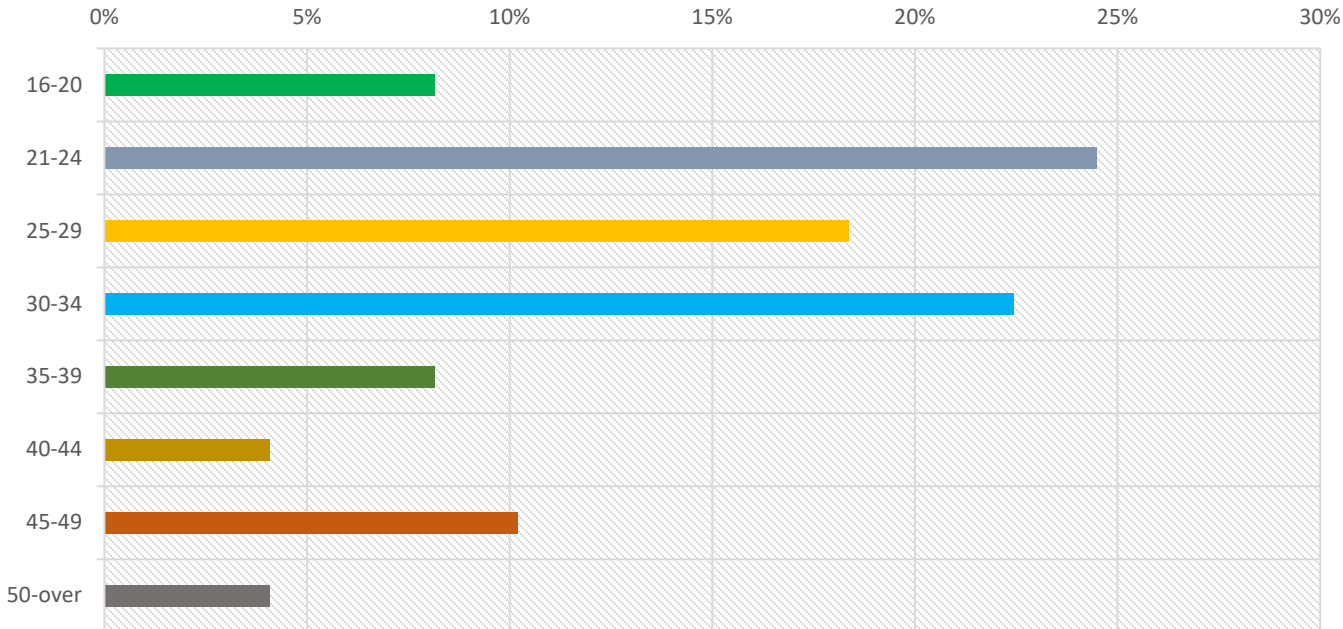


Answered: 49 — Skipped: 0

	Percentage	Total
Male	22.45%	11
Female	77.55%	38
	<b>Total</b>	<b>49</b>



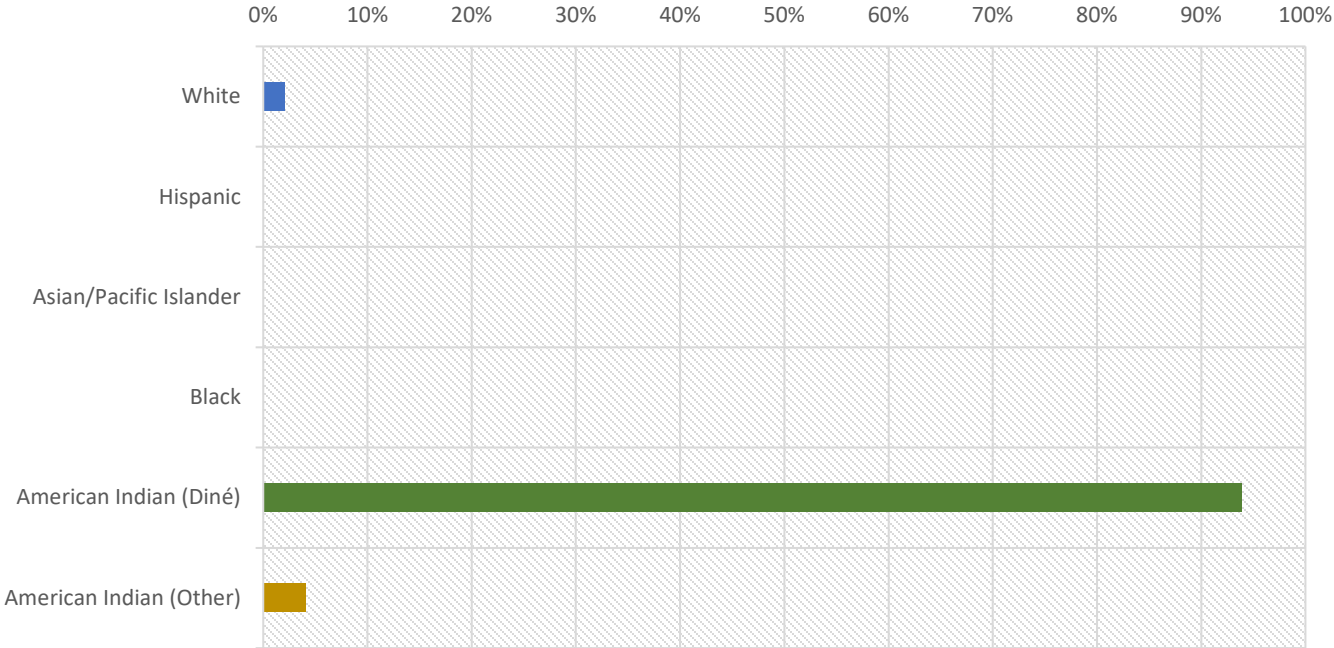
### Age Group



Answered: 49 — Skipped: 0

	Percentage	Total
16-20	8.16%	4
21-24	24.49%	12
25-29	18.37%	9
30-34	22.45%	11
35-39	8.16%	4
40-44	4.08%	2
45-49	10.20%	5
50-over	4.08%	2
<b>Total</b>		<b>49</b>

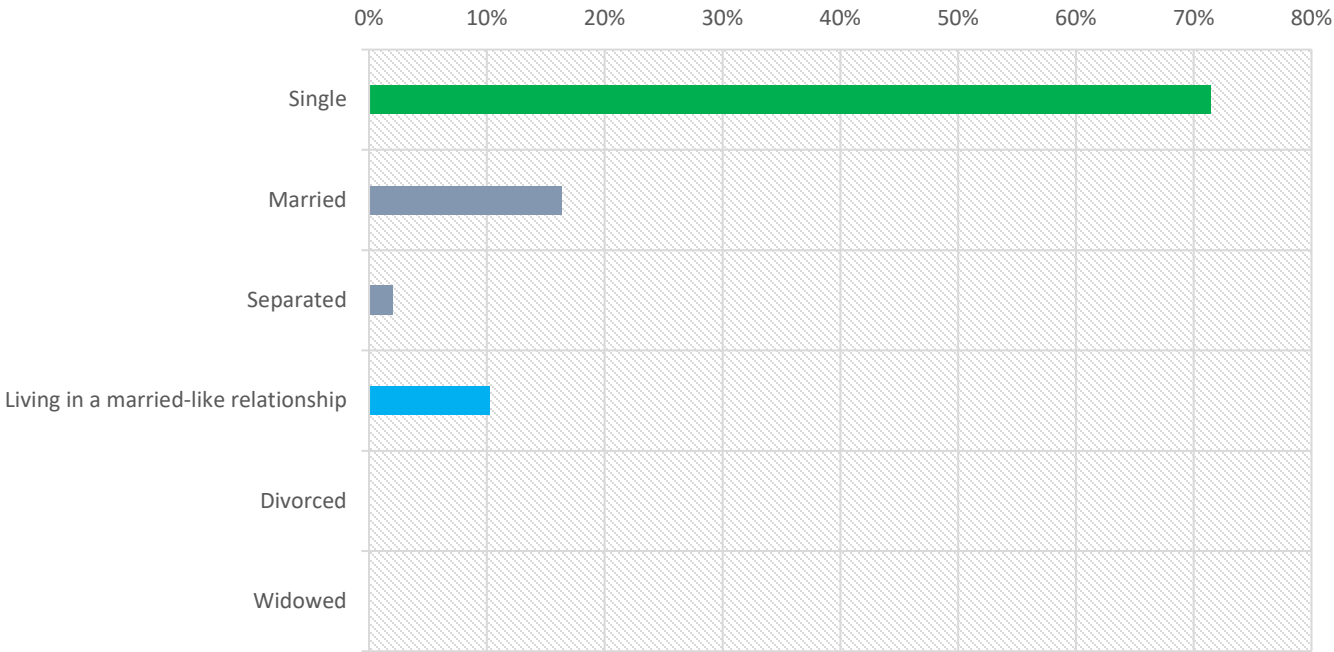
### Ethnicity



Answered: 49 — Skipped: 0

	Percentage	Total
White	2.04%	1
Hispanic	0.00%	0
Asian/Pacific Islander	0.00%	0
Black	0.00%	0
American Indian (Diné)	93.88%	46
American Indian (Other)	4.08%	2
<b>Total</b>		<b>49</b>

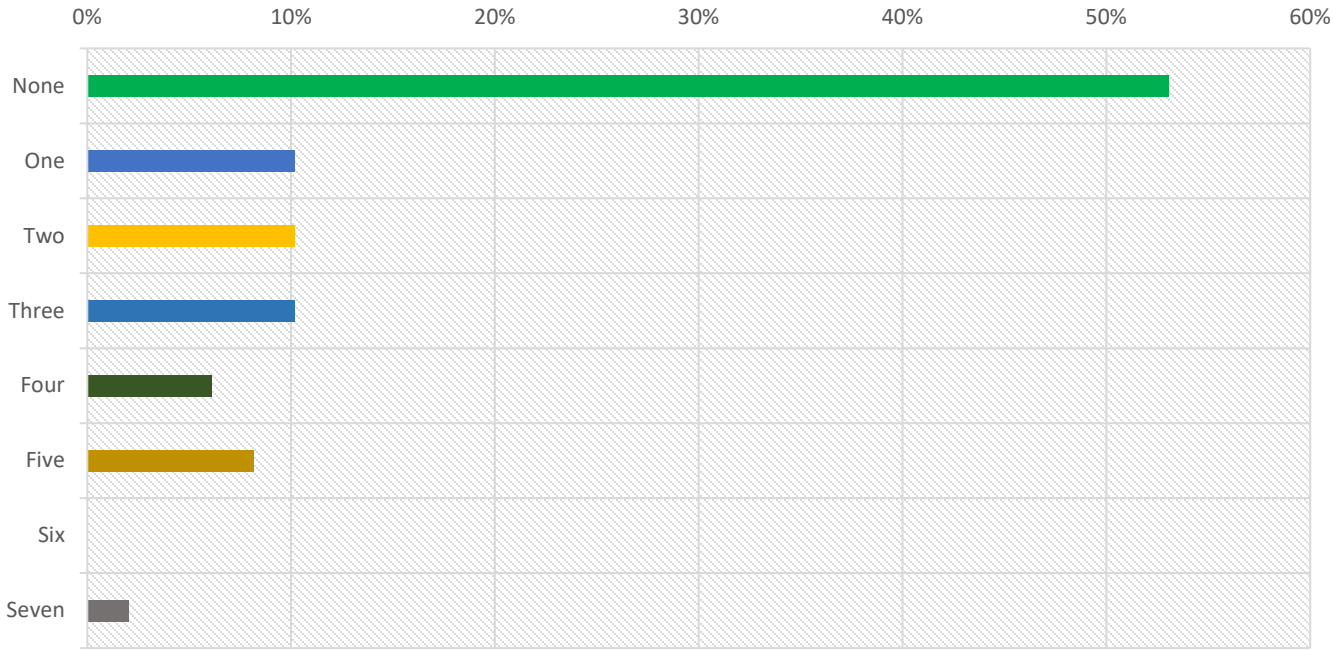
### Martial Status



Answered: 49 — Skipped: 0

	Percentage	Total
Single	71.43%	35
Married	16.33%	8
Separated	2.04%	1
Living in a married-like relationship	10.20%	5
Divorced	0.00%	0
Widowed	0.00%	0
<b>Total</b>		<b>49</b>

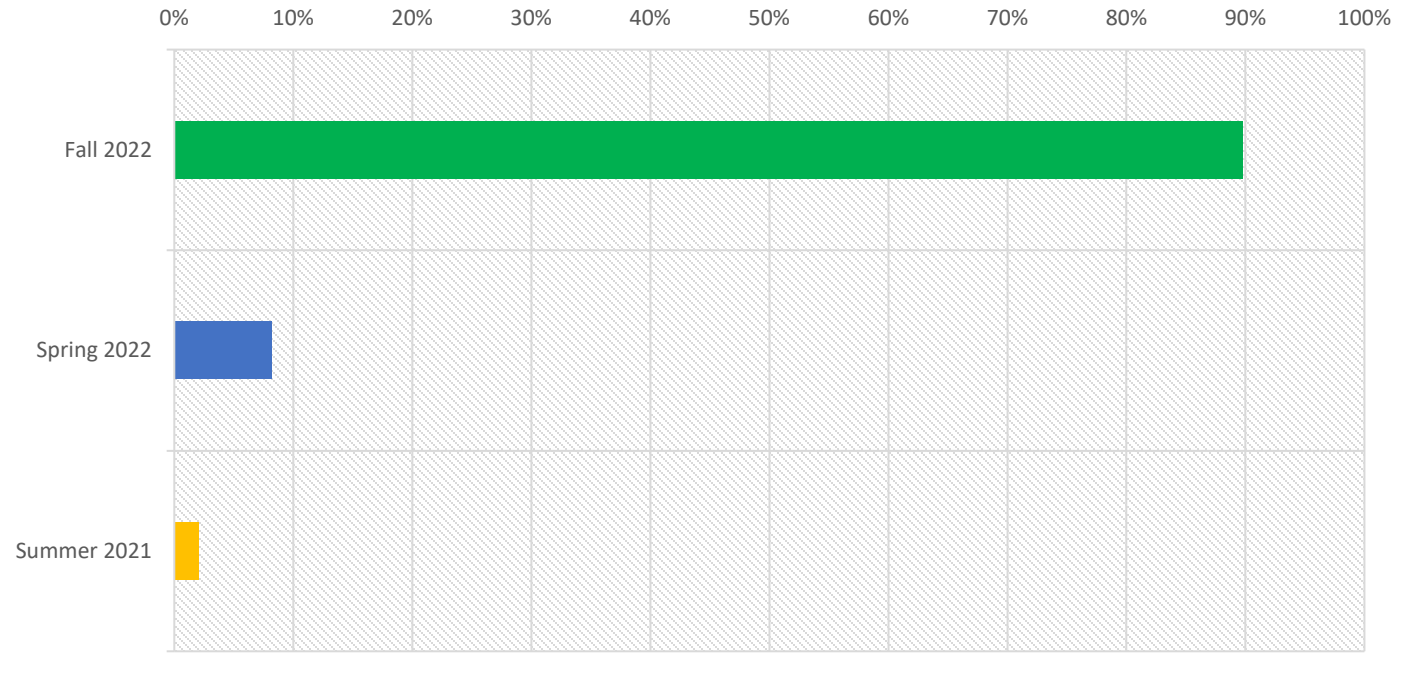
### Number of Dependent Children



Answered: 49 — Skipped: 0

	Percentage	Total
None	53.06%	26
One	10.20%	5
Two	10.20%	5
Three	10.20%	5
Four	6.12%	3
Five	8.16%	4
Six	0.00%	0
Seven	2.04%	1
<b>Total</b>		<b>49</b>

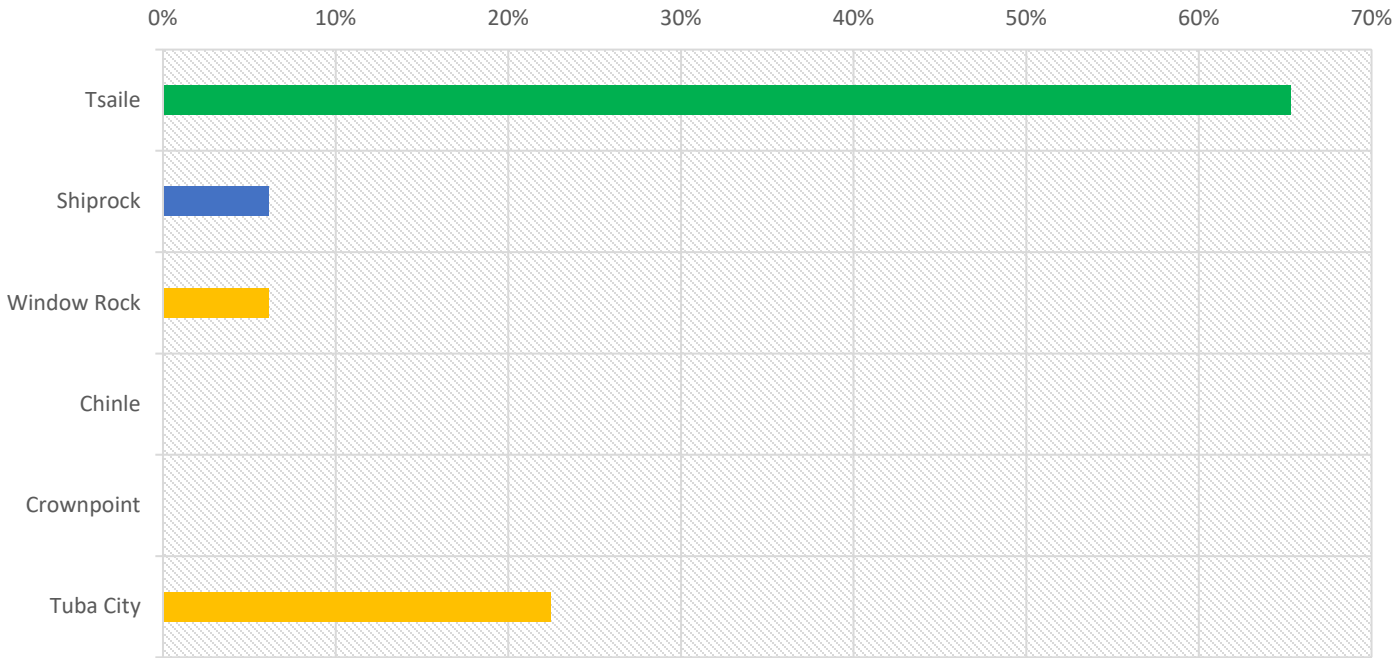
### Term of Degree Completion



Answered: 49 — Skipped: 0

	Percentage	Total
Fall 2021	89.80%	44
Spring 2021	8.16%	4
Summer 2020	2.04%	1
<b>Total</b>		<b>49</b>

### Which campus/center did you take classes most often?

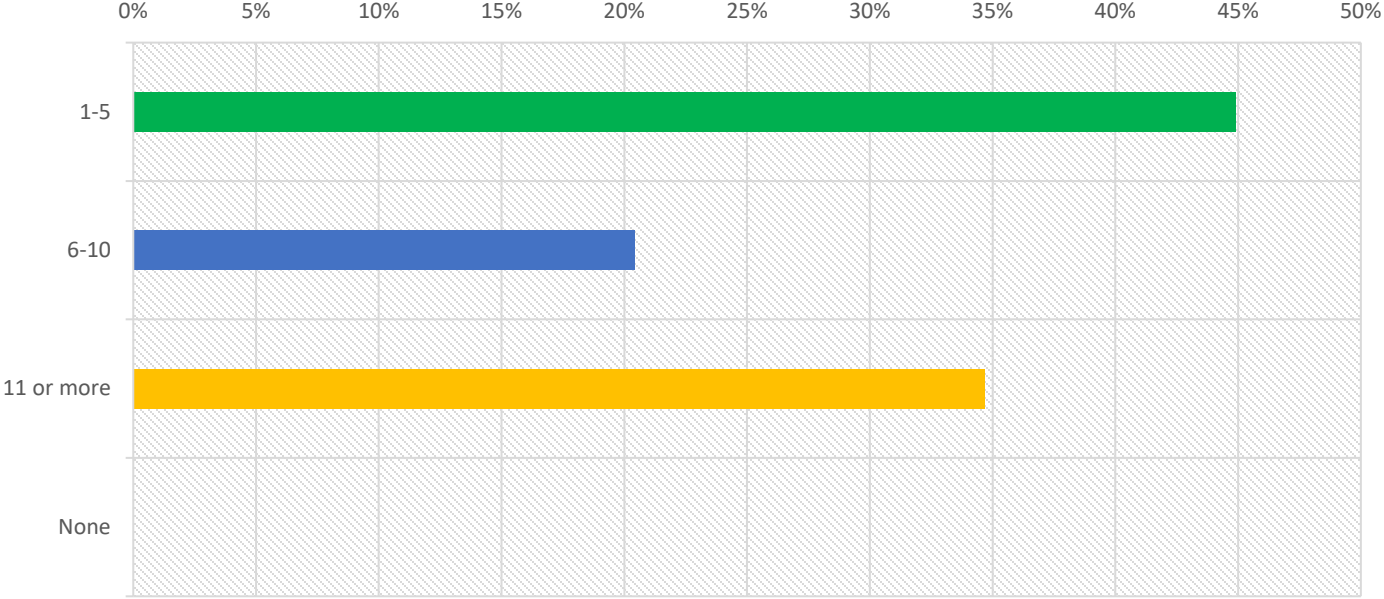


Answered: 49 — Skipped: 0

	Percentage	Total
Tsaile	65.31%	32
Shiprock	6.12%	3
Window Rock	6.12%	3
Chinle	0.00%	0
Crownpoint	0.00%	0
Tuba City	22.45%	11
<b>Total</b>		<b>49</b>



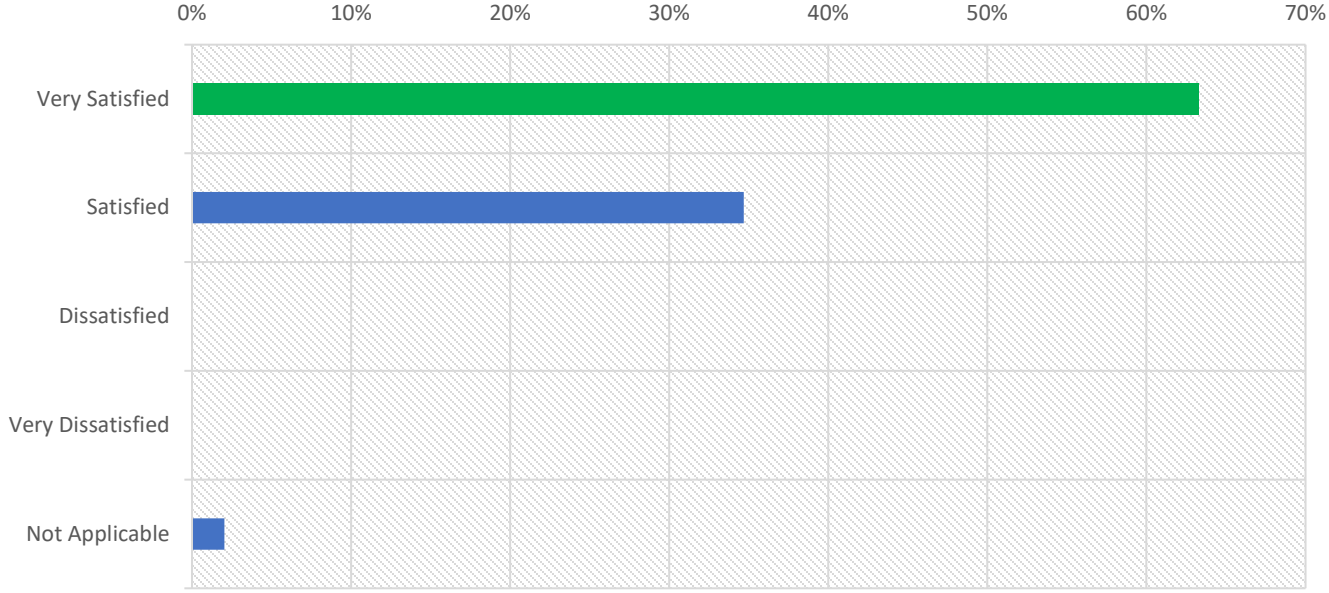
### How many courses did you take online via Zoom/Blackboard?



Answered: 49 — Skipped: 0

	Percentage	Total
1-5	44.90%	22
6-10	20.41%	10
11 or more	34.69%	17
None	0.00%	0
<b>Total</b>		<b>49</b>

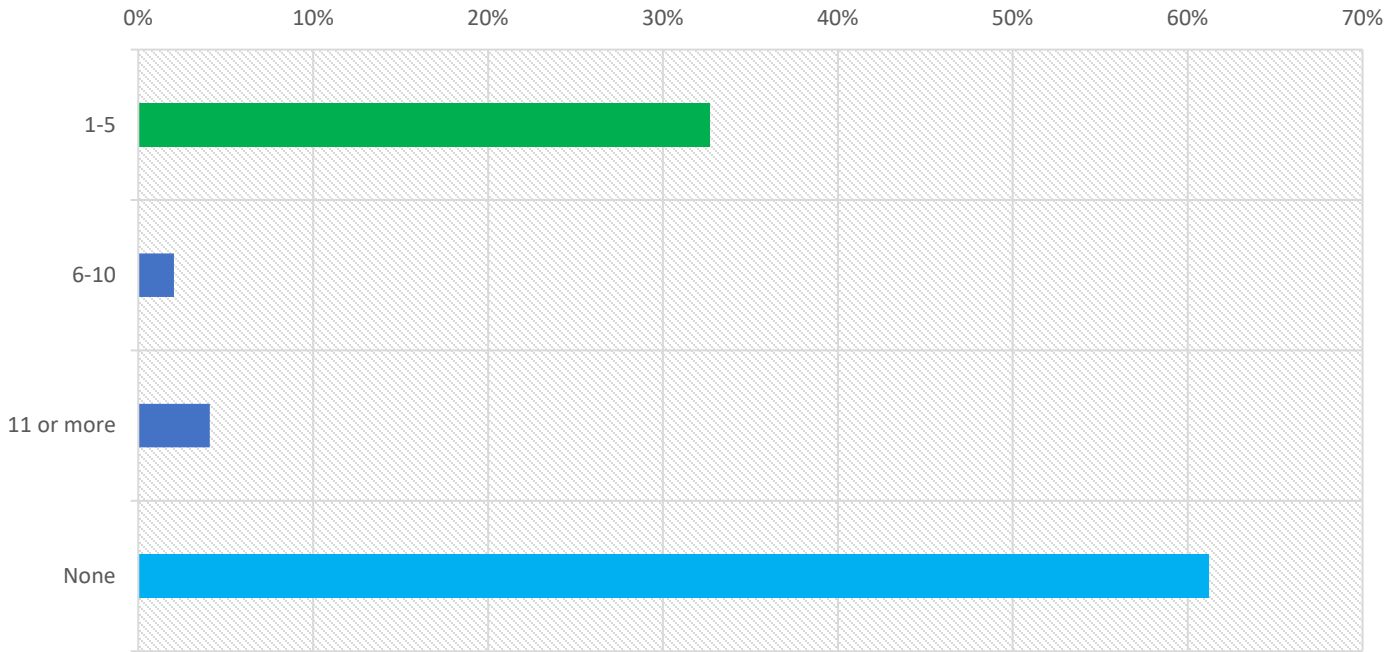
### How satisfied were you with the online classes you enrolled in at Diné College?



Answered: 49 — Skipped: 0

	Percentage	Total
Very Satisfied	63.27%	31
Satisfied	34.69%	17
Dissatisfied	0.00%	0
Very Dissatisfied	0.00%	0
Not Applicable	2.04%	1
<b>Total</b>		<b>49</b>

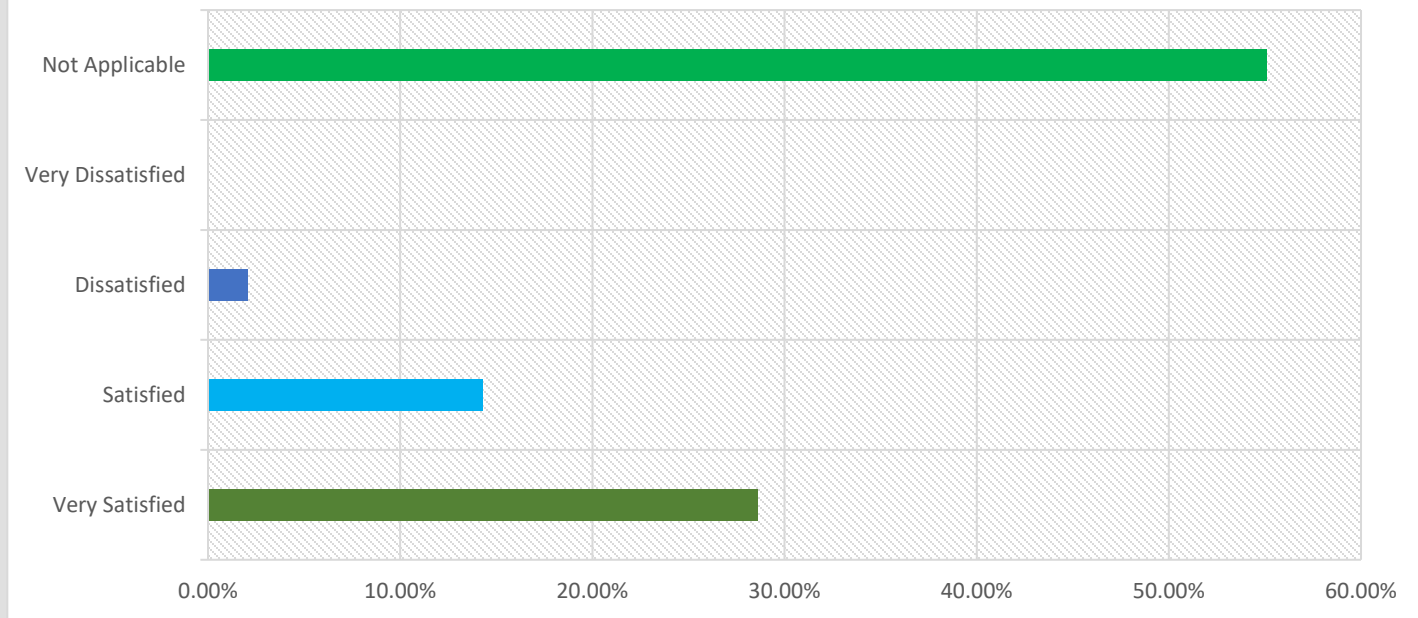
### How many courses did you take via ITV?



Answered: 49 — Skipped: 0

	Percentage	Total
1-5	32.65%	16
6-10	2.04%	1
11 or more	4.08%	2
None	61.22%	30
<b>Total</b>		<b>49</b>

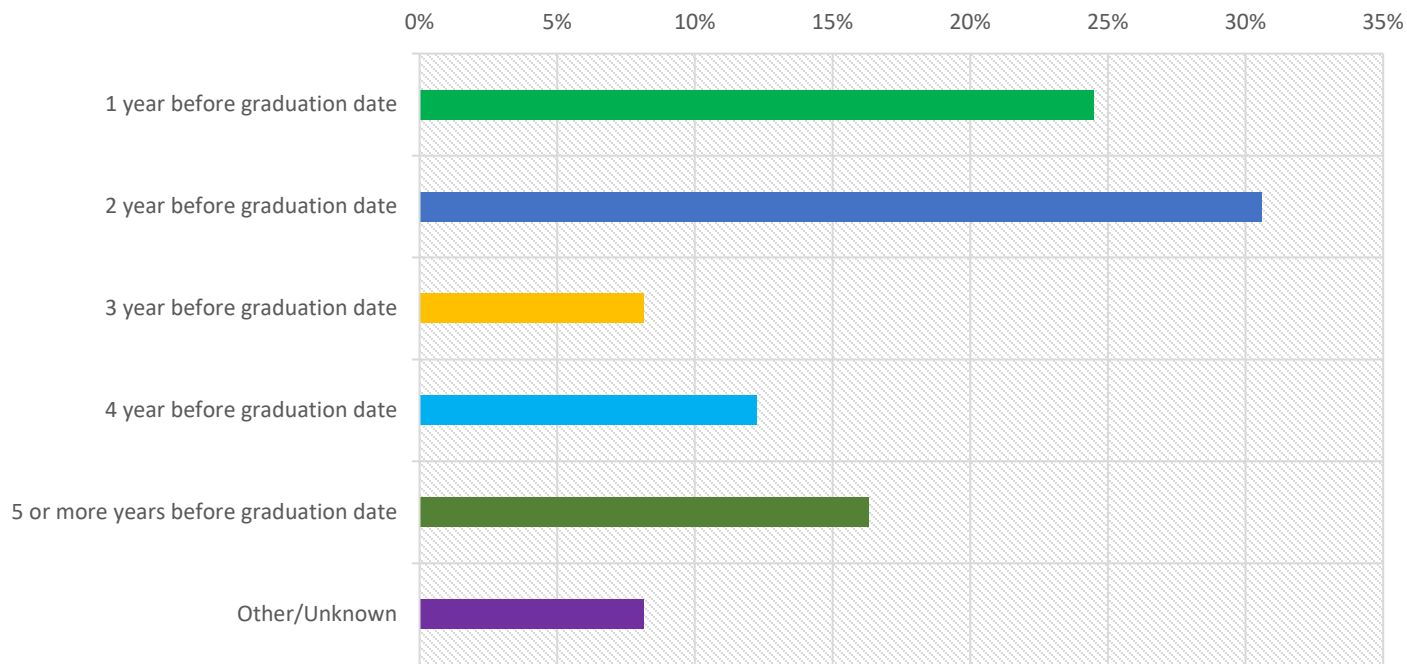
## How satisfied were you with the ITV classes you enrolled in at Diné College?



Answered: 49 — Skipped: 0

	Percentage	Total
Very Satisfied	28.57%	14
Satisfied	14.29%	7
Dissatisfied	2.04%	1
Very Dissatisfied	0.00%	0
Not Applicable	55.10%	27
<b>Total</b>		<b>49</b>

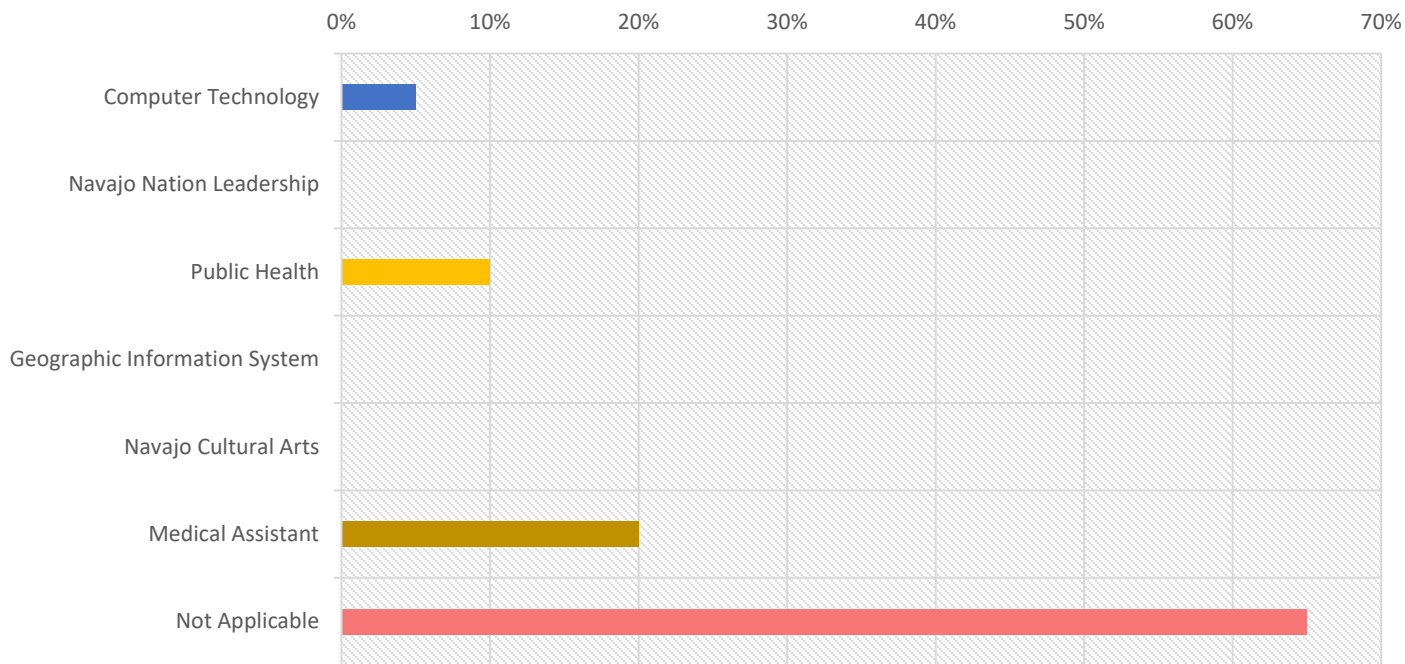
## How long did it take to complete your degree program?



Answered: 49 — Skipped: 0

	Percentage	Total
1 year before graduation date	24.49%	12
2 year before graduation date	30.61%	15
3 year before graduation date	8.16%	4
4 year before graduation date	12.24%	6
5 or more years before graduation date	16.33%	8
Other/Unknown	8.16%	4
<b>Total</b>		<b>49</b>

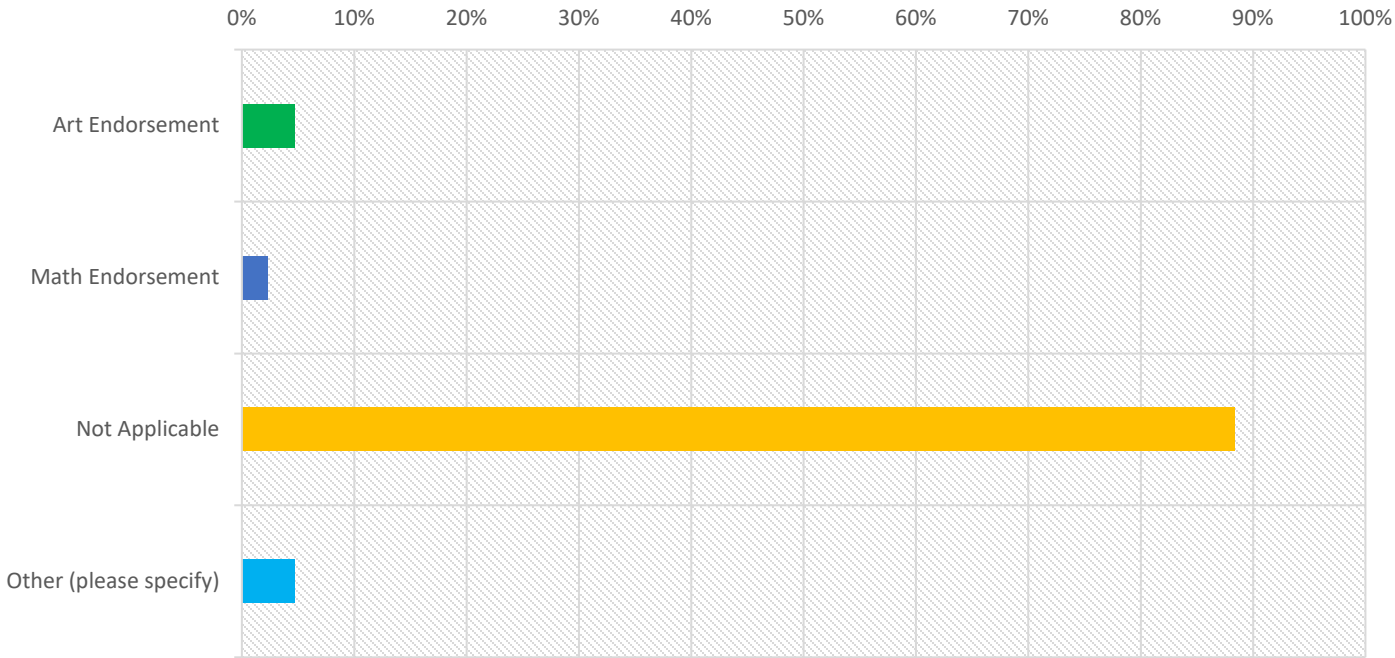
### Certificate you will graduating with?



Answered: 40 — Skipped: 9

	Percentage	Total
Computer Technology	5.00%	2
Navajo Nation Leadership	0.00%	0
Public Health	10.00%	4
Geographic Information System	0.00%	0
Navajo Cultural Arts	0.00%	0
Medical Assistant	20.00%	8
Not Applicable	65.00%	26
<b>Total</b>		<b>40</b>

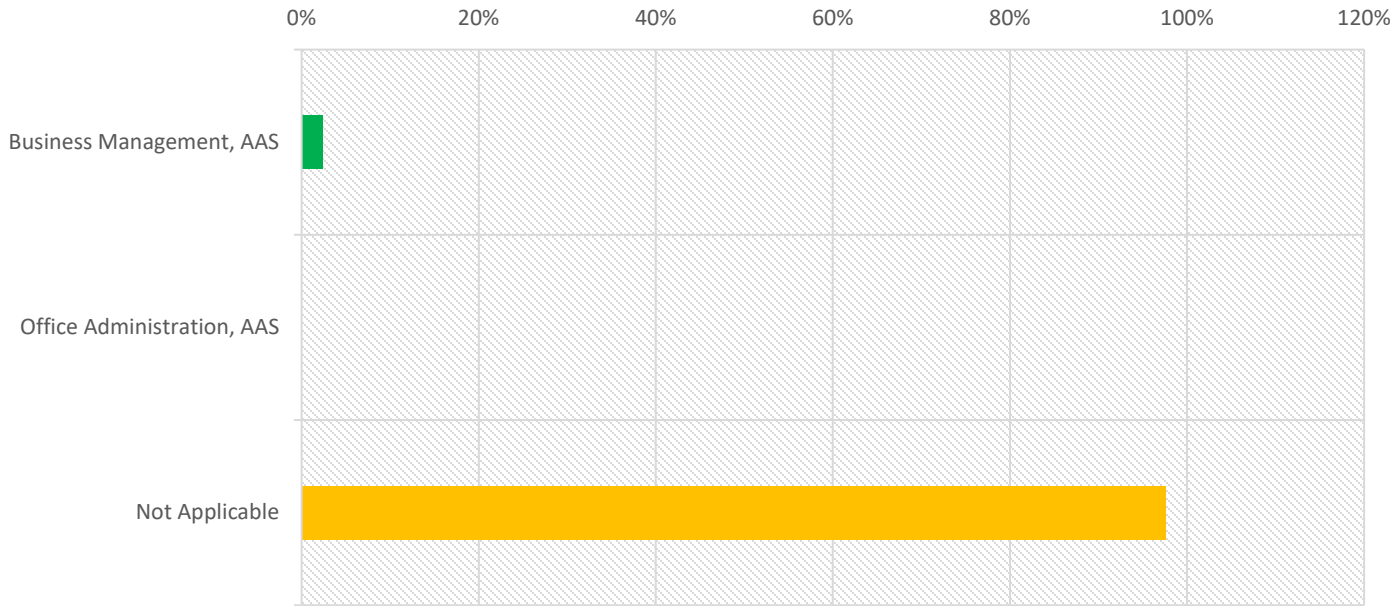
### Endorsement program you will graduating with?



Answered: 43 — Skipped: 6

	Percentage	Total
Art Endorsement	4.65%	2
Math Endorsement	2.33%	1
Not Applicable	88.37%	38
Other (please specify)	4.65%	2
<b>Total</b>		<b>43</b>

### Associate of Applied Science Degree(s) you will be graduating with?

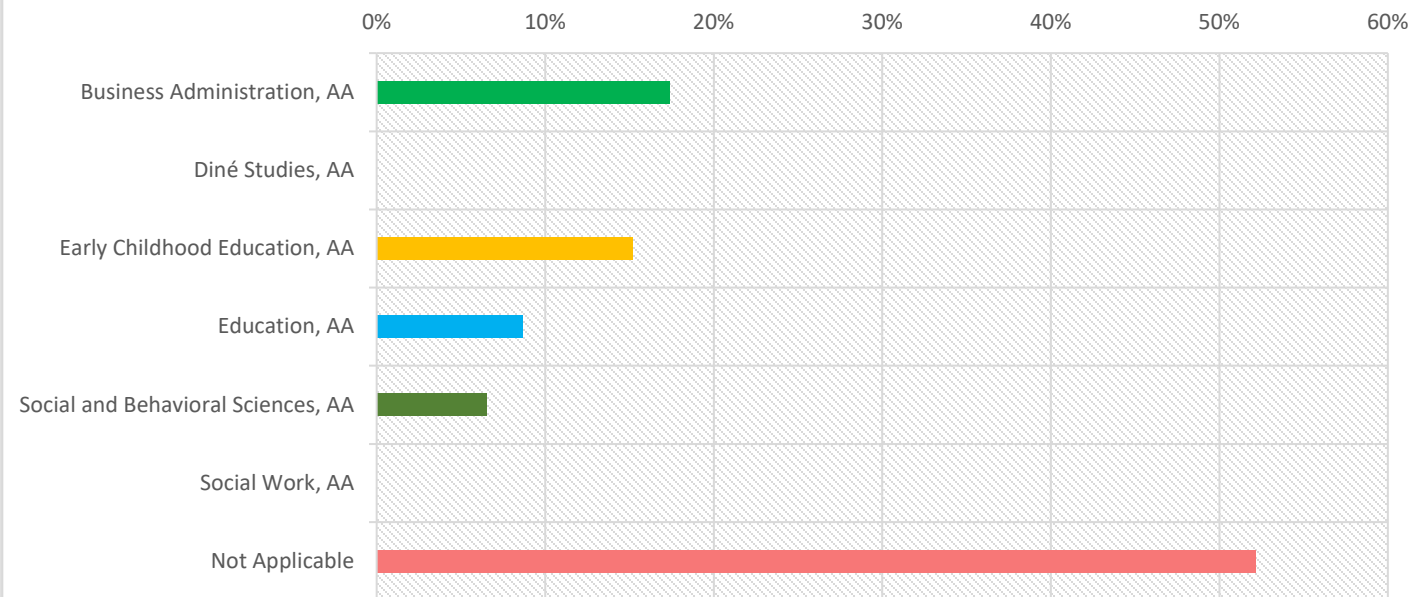


Answered: 41 — Skipped: 8

	Percentage	Total
Business Management, AAS	2.44%	1
Office Administration, AAS	0.00%	0
Not Applicable	97.56%	40
<b>Total</b>		<b>41</b>



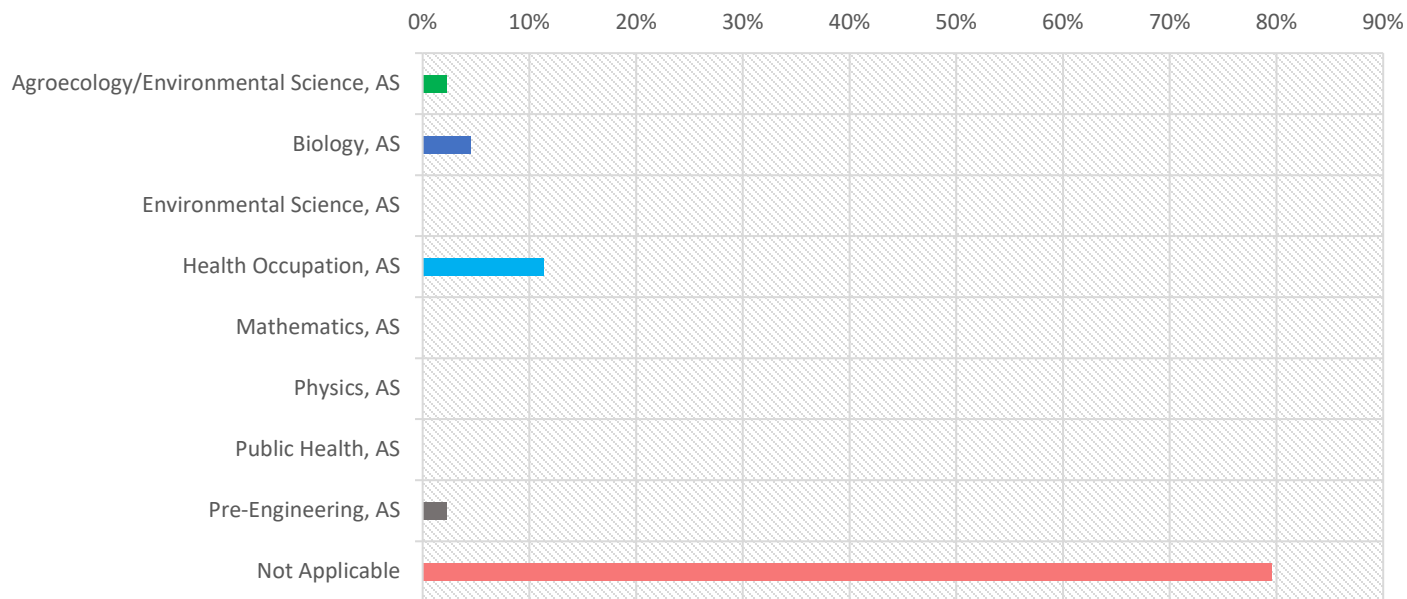
## Associate of Arts Degree(s) you will be graduating with?



Answered: 46 — Skipped: 3

	Percentage	Total
Business Administration, AA	17.39%	8
Diné Studies, AA	0.00%	0
Early Childhood Education, AA	15.22%	7
Education, AA	8.70%	4
Social and Behavioral Sciences, AA	6.52%	3
Social Work, AA	0.00%	0
Not Applicable	52.17%	24
<b>Total</b>		<b>46</b>

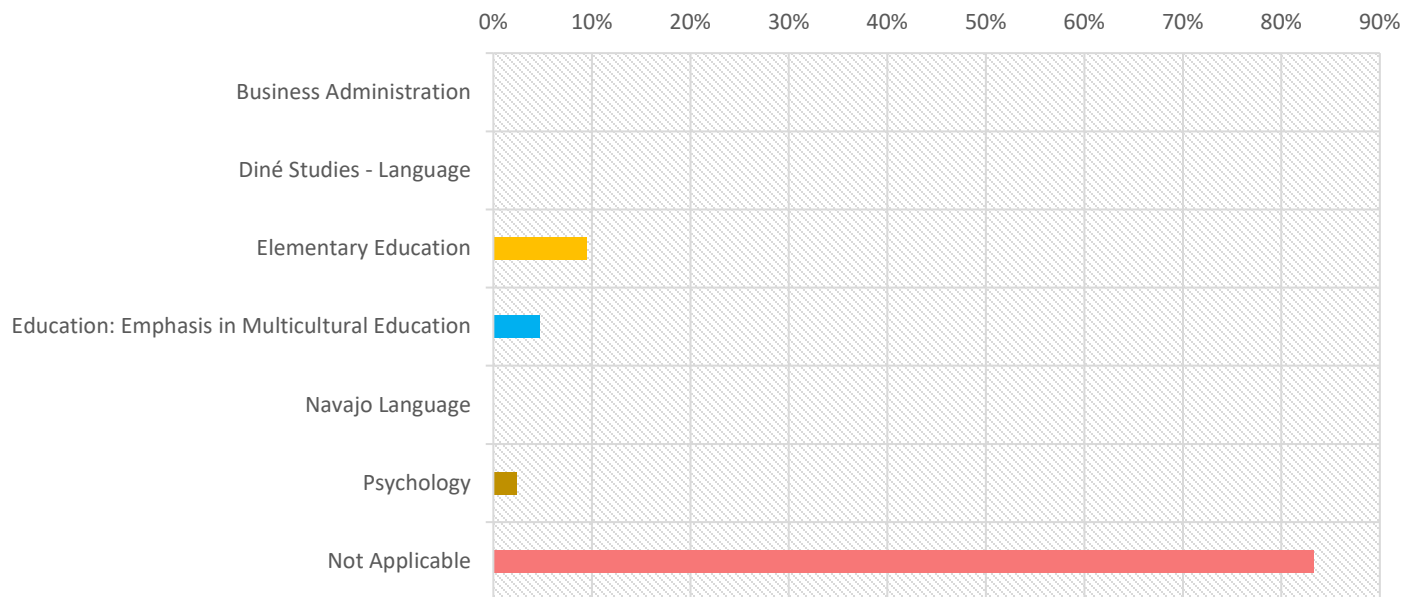
## Associate of Science Degree(s) you will be graduating with?



Answered: 44 — Skipped: 5

	Percentage	Total
Agroecology/Environmental Science, AS	2.27%	1
Biology, AS	4.55%	2
Environmental Science, AS	0.00%	0
Health Occupation, AS	11.36%	5
Mathematics, AS	0.00%	0
Physics, AS	0.00%	0
Public Health, AS	0.00%	0
Pre-Engineering, AS	2.27%	1
Not Applicable	79.55%	35
<b>Total</b>		<b>44</b>

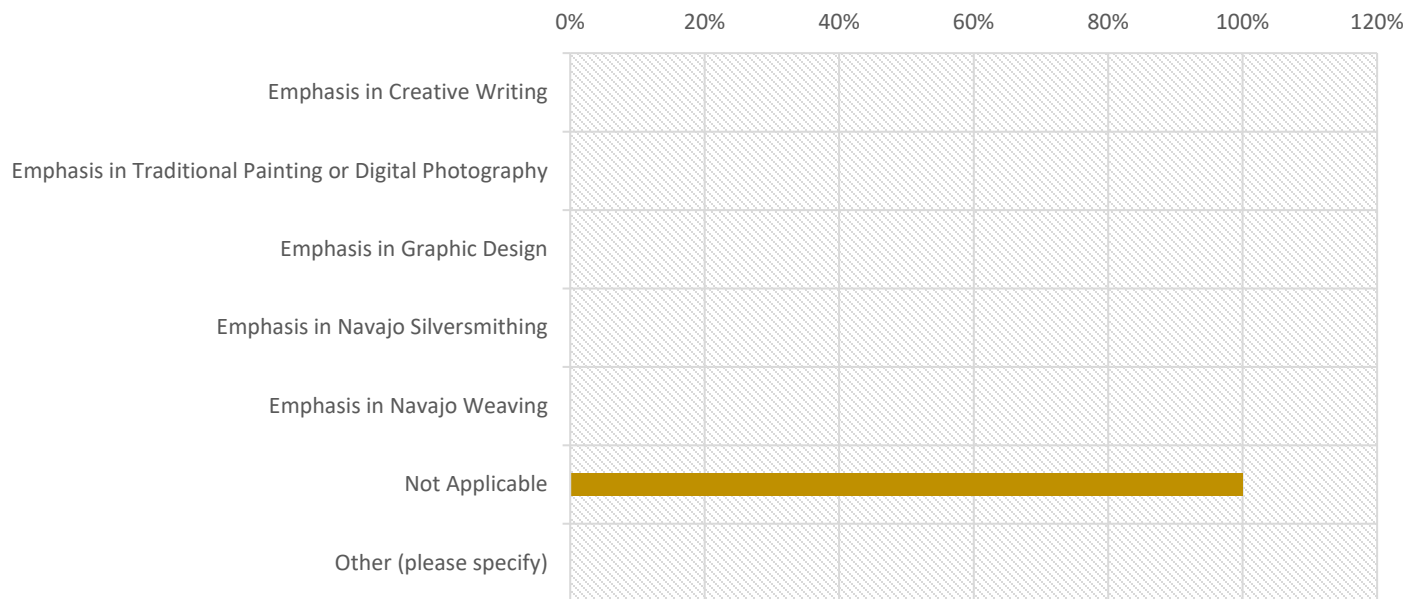
## Bachelor of Arts Degree(s) you will be graduating with?



Answered: 42 — Skipped: 7

	Percentage	Total
Business Administration	0.00%	0
Diné Studies - Language	0.00%	0
Elementary Education	9.52%	4
Education: Emphasis in Multicultural Education	4.76%	2
Navajo Language	0.00%	0
Psychology	2.38%	1
Not Applicable	83.33%	35
<b>Total</b>		<b>42</b>

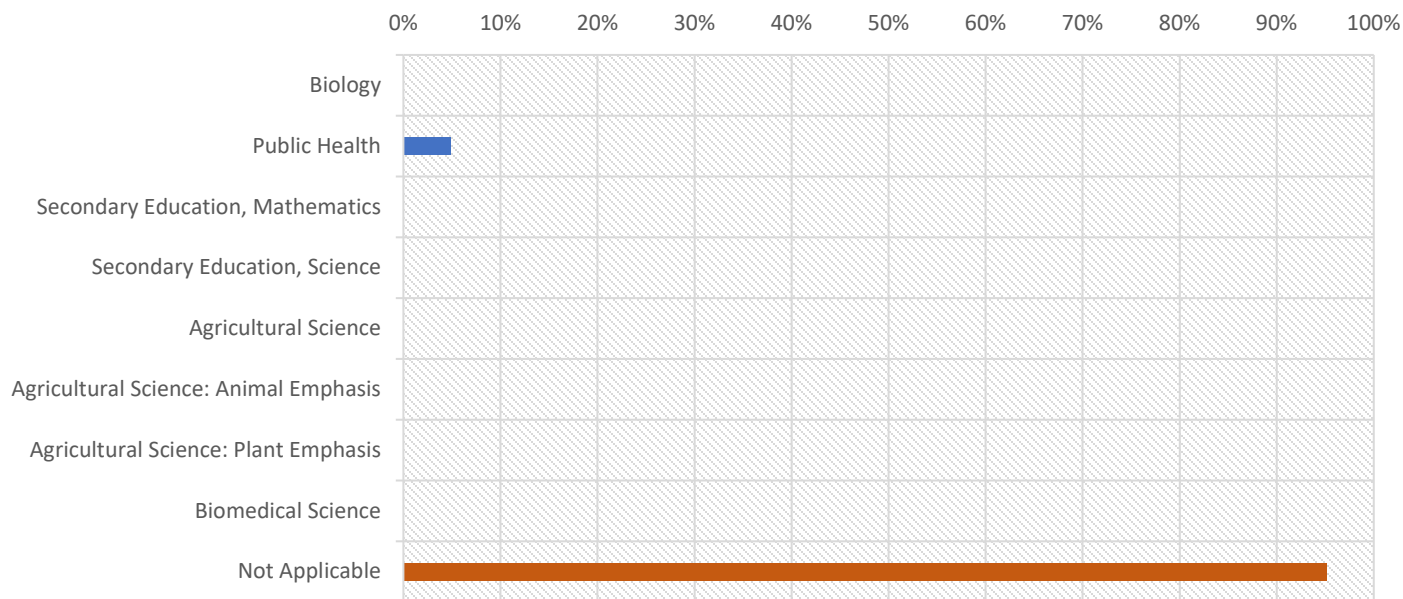
## Bachelor of Fine Arts Degree(s) you will be graduating with?



Answered: 41 — Skipped: 8

	Percentage	Total
Emphasis in Creative Writing	0.00%	0
Emphasis in Traditional Painting or Digital Photography	0.00%	0
Emphasis in Graphic Design	0.00%	0
Emphasis in Navajo Silversmithing	0.00%	0
Emphasis in Navajo Weaving	0.00%	0
Not Applicable	100.00%	41
Other (please specify)	0.00%	0
<b>Total</b>		<b>41</b>

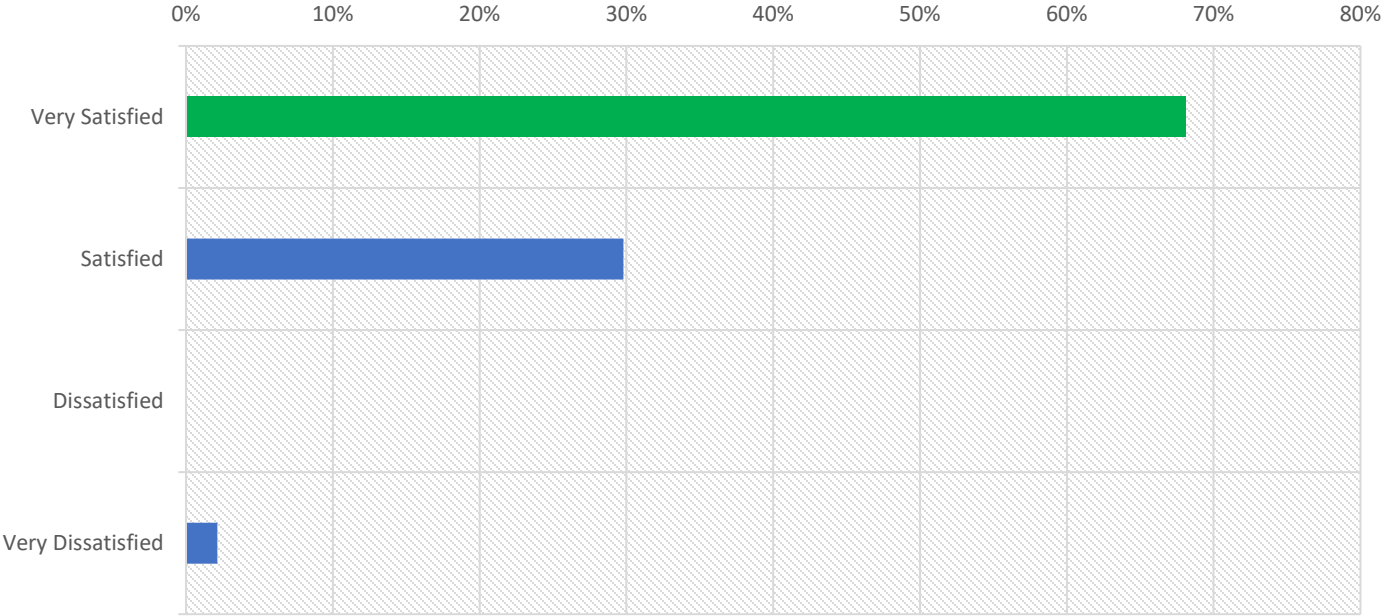
## Bachelor of Science Degree(s) you will be graduating with?



Answered: 41 — Skipped: 8

	Percentage	Total
Biology	0.00%	0
Public Health	4.88%	2
Secondary Education, Mathematics	0.00%	0
Secondary Education, Science	0.00%	0
Agricultural Science	0.00%	0
Agricultural Science: Animal Emphasis	0.00%	0
Agricultural Science: Plant Emphasis	0.00%	0
Biomedical Science	0.00%	0
Not Applicable	95.12%	39
<b>Total</b>		

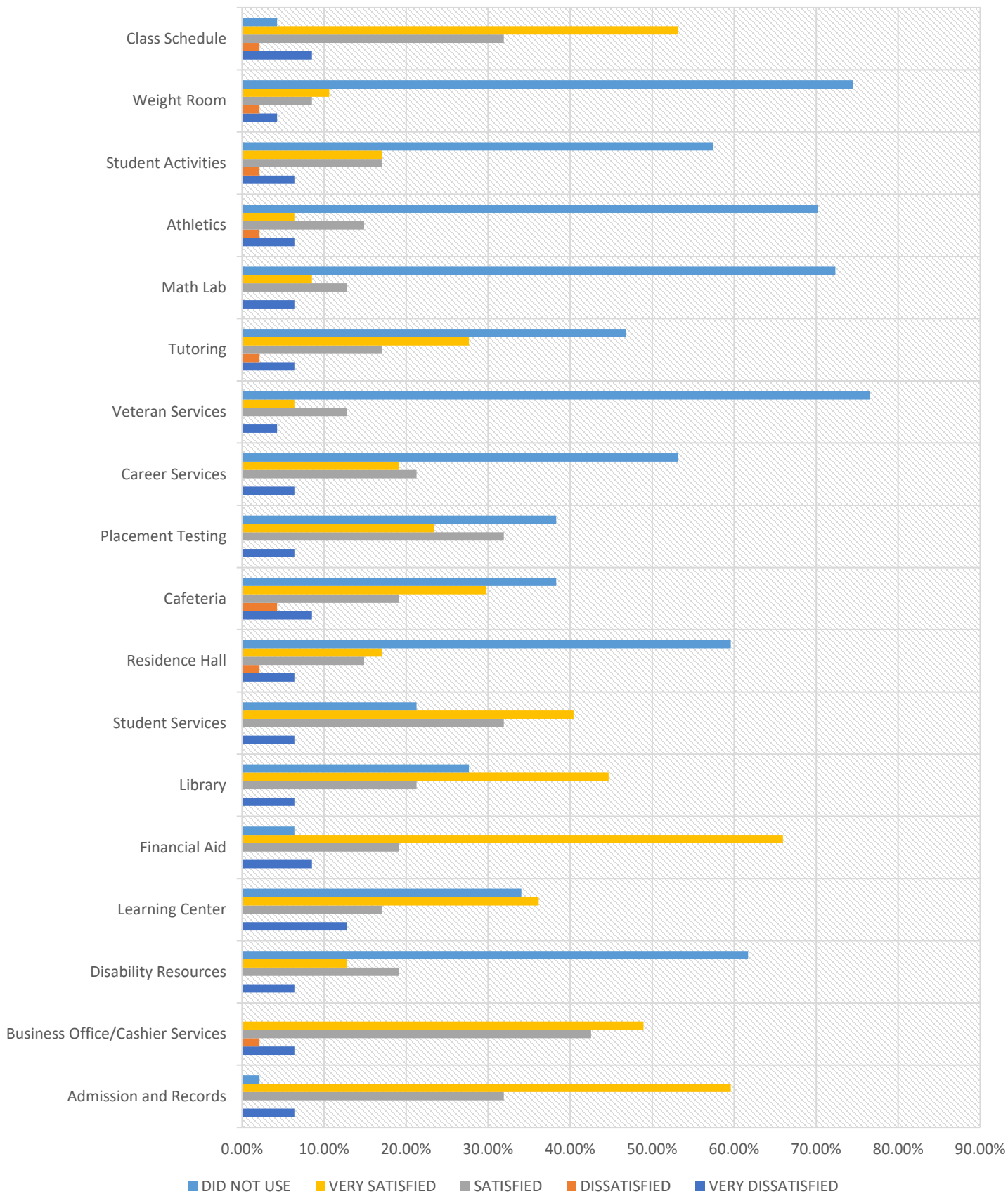
### How satisfied are you with the overall quality of instruction at Diné College?



Answered: 47 — Skipped: 2

	Percentage	Total
Very Satisfied	68.09%	32
Satisfied	29.79%	14
Dissatisfied	0.00%	0
Very Dissatisfied	2.13%	1
<b>Total</b>		<b>47</b>

## How satisfied are you with the following services used while attending Diné College?



Diné College – Fall 2022 Graduate Exit Survey

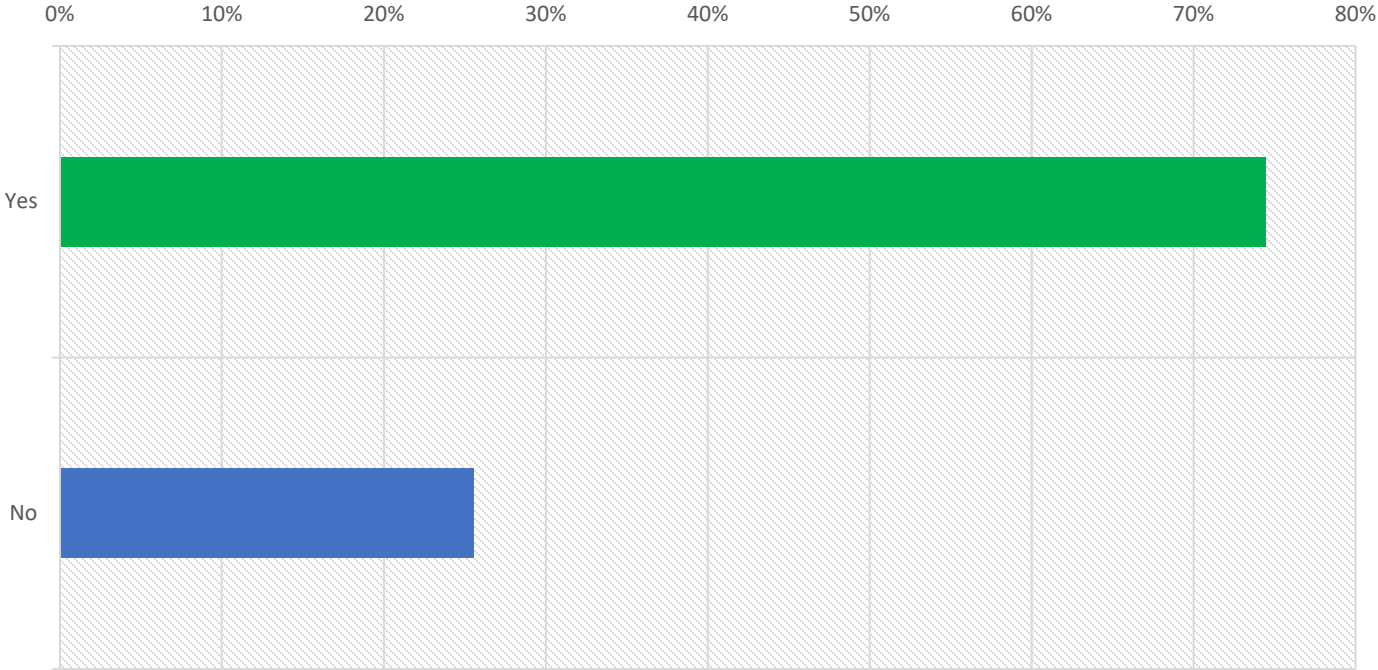
Answered: 47 — Skipped: 2

	VERY DISSATISFIED	DISSATISFIED	SATISFIED	VERY SATISFIED	DID NOT USE
Admission and Records	6.38%	0.00%	31.91%	59.57%	2.13%
Business Office/Cashier Services	6.38%	2.13%	42.55%	48.94%	0.00%
Disability Resources	6.38%	0.00%	19.15%	12.77%	61.70%
Learning Center	12.77%	0.00%	17.02%	36.17%	34.04%
Financial Aid	8.51%	0.00%	19.15%	65.96%	6.38%
Library	6.38%	0.00%	21.28%	44.68%	27.66%
Student Services	6.38%	0.00%	31.91%	40.43%	21.28%
Residence Hall	6.38%	2.13%	14.89%	17.02%	59.57%
Cafeteria	8.51%	4.26%	19.15%	29.79%	38.30%
Placement Testing	6.38%	0.00%	31.91%	23.40%	38.30%
Career Services	6.38%	0.00%	21.28%	19.15%	53.19%
Veteran Services	4.26%	0.00%	12.77%	6.38%	76.60%
Tutoring	6.38%	2.13%	17.02%	27.66%	46.81%
Math Lab	6.38%	0.00%	12.77%	8.51%	72.34%
Athletics	6.38%	2.13%	14.89%	6.38%	70.21%
Student Activities	6.38%	2.13%	17.02%	17.02%	57.45%
Weight Room	4.26%	2.13%	8.51%	10.64%	74.47%
Class Schedule	8.51%	2.13%	31.91%	53.19%	4.26%





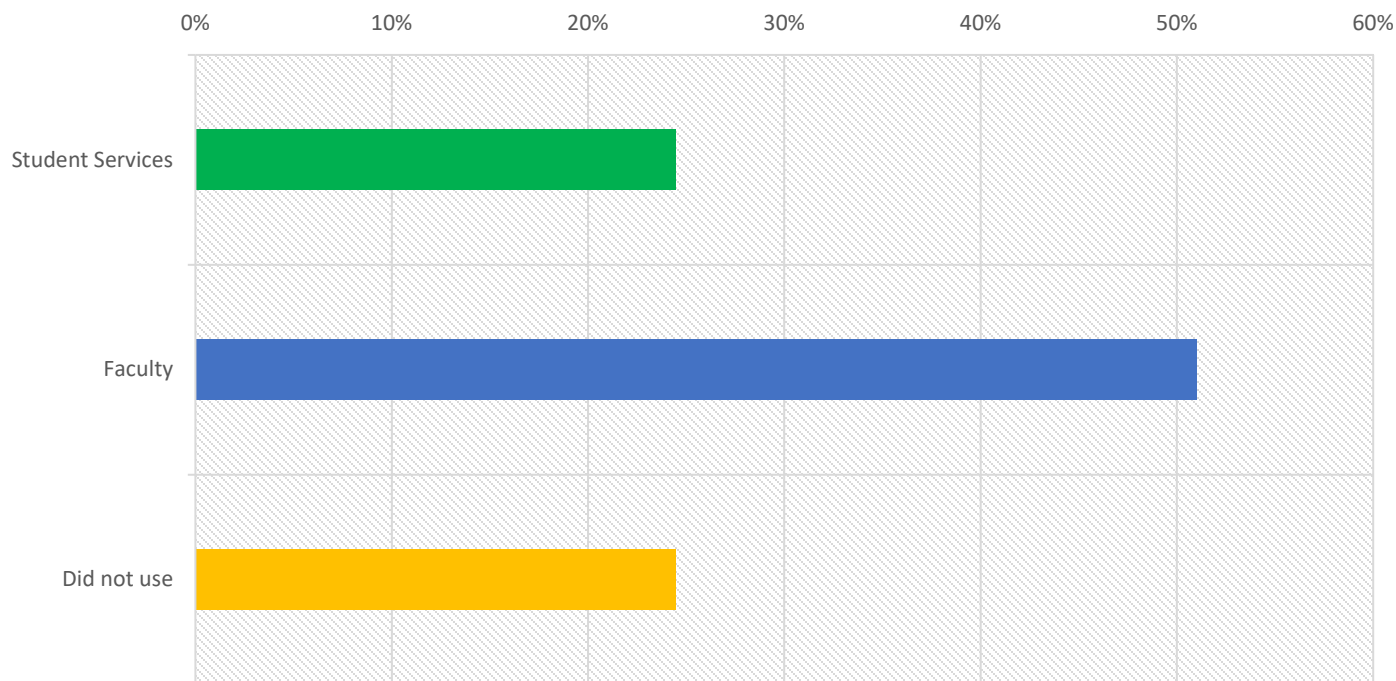
## Did you receive academic advising while attending Diné College?



Answered: 47 — Skipped: 2

	Percentage	Total
Yes	74.47%	35
No	25.53%	12
<b>Total</b>		<b>47</b>

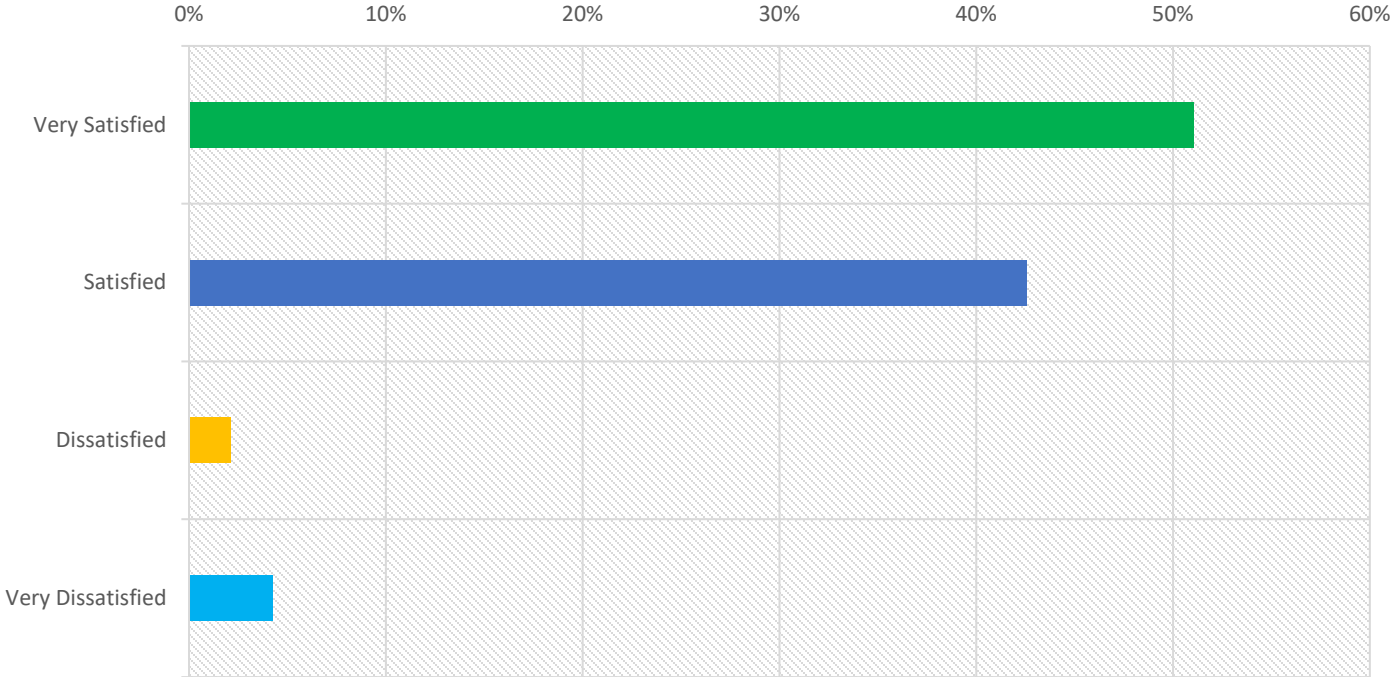
## If you received academic advising at Diné College, from whom did you received academic advising?



Answered: 49 — Skipped: 0

	Percentage	Total
Student Services	24.49%	12
Faculty	51.02%	25
Did not use	24.49%	12
<b>Total</b>		<b>49</b>

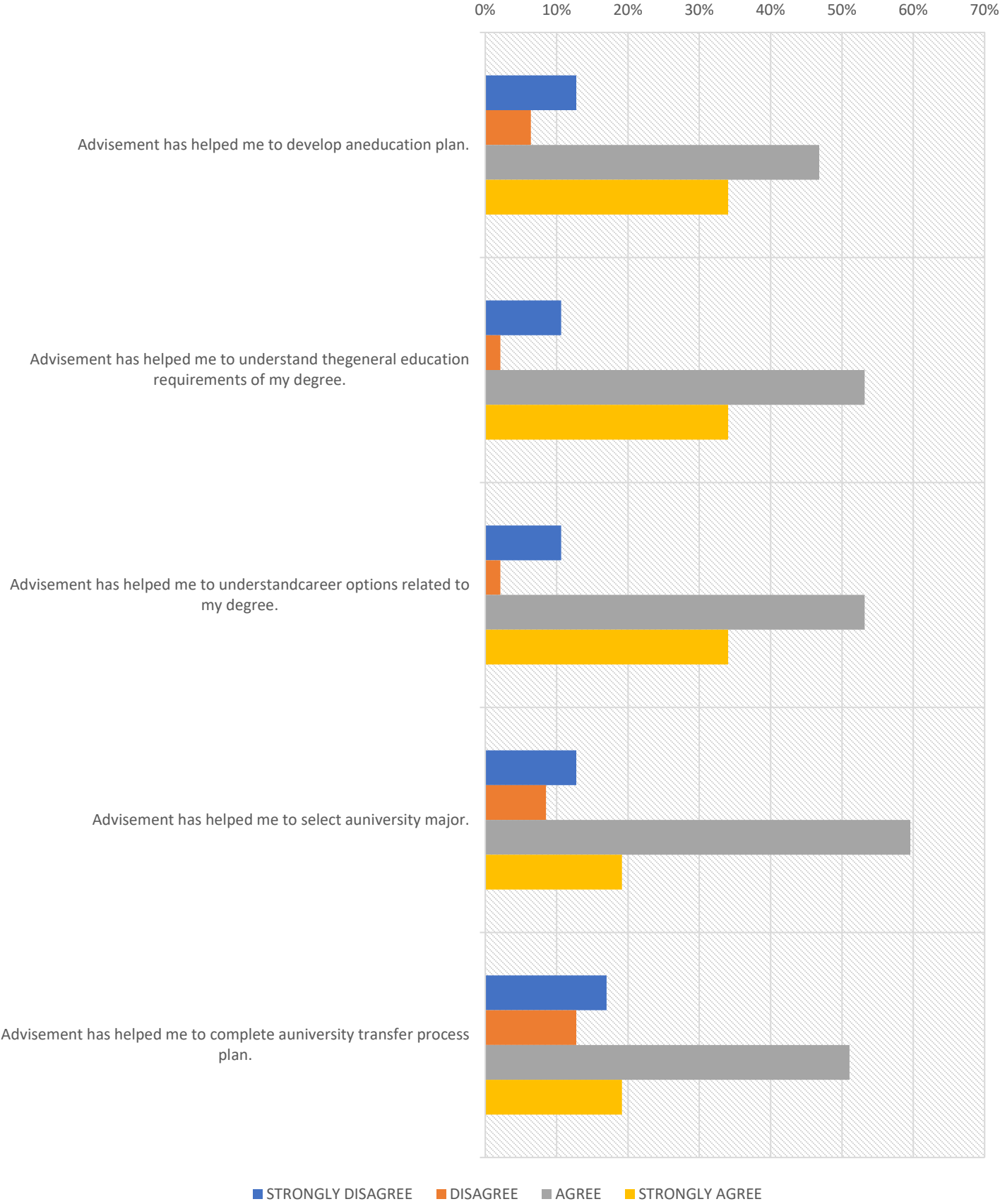
## How satisfied were you with the academic advising you received at Diné College?



Answered: 47 — Skipped: 2

	Percentage	Total
Very Satisfied	51.06%	24
Satisfied	42.55%	20
Dissatisfied	2.13%	1
Very Dissatisfied	4.26%	2
<b>Total</b>		<b>47</b>

# Please rate your agreement level with the following statements?

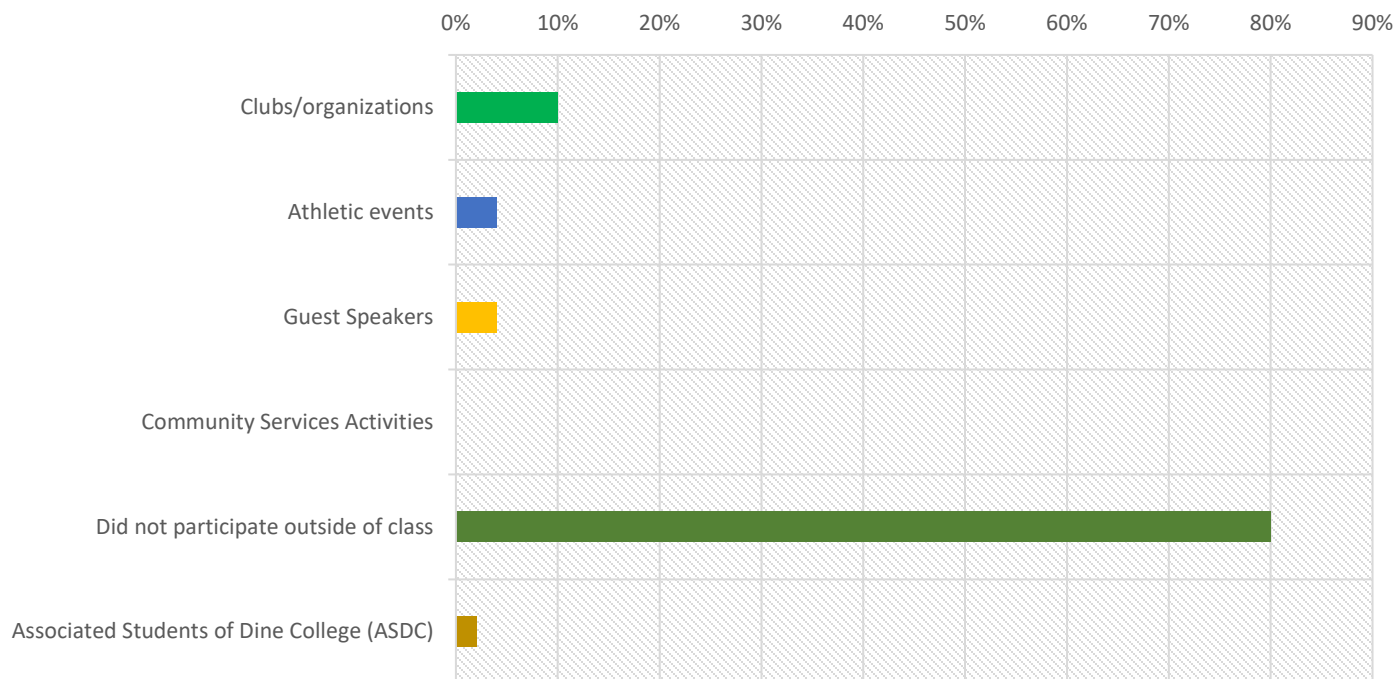


Answered: 47 — Skipped: 2

	STRONGLY DISAGREE	DISAGREE	AGREE	STRONGLY AGREE
Advisement has helped me to develop an education plan.	12.77%	6.38%	46.81%	34.04%
Advisement has helped me to understand the general education requirements of my degree.	10.64%	2.13%	53.19%	34.04%
Advisement has helped me to understand career options related to my degree.	10.64%	2.13%	53.19%	34.04%
Advisement has helped me to select a university major.	12.77%	8.51%	59.57%	19.15%
Advisement has helped me to complete a university transfer process plan.	17.02%	12.77%	51.06%	19.15%



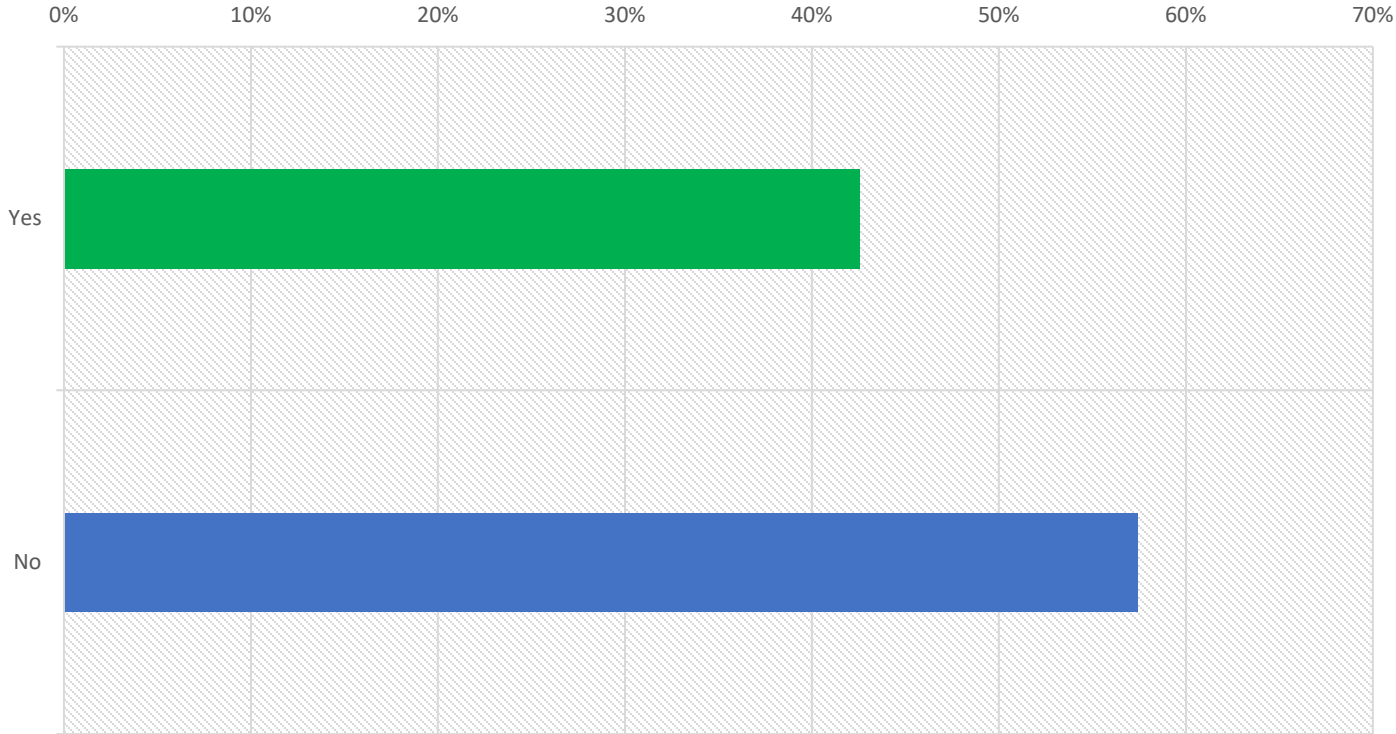
## What student activities at Diné College have you been involved with outside of class?



Answered: 47 — Skipped: 2

	Percentage	Total
Clubs/organizations	10.00%	5
Athletic events	4.00%	2
Guest Speakers	4.00%	2
Community Services Activities	0.00%	0
Did not participate outside of class	80.00%	40
Associated Students of Dine College (ASDC)	2.00%	1
<b>Total</b>		<b>50</b>

# Do you plan to transfer to a four-year university?

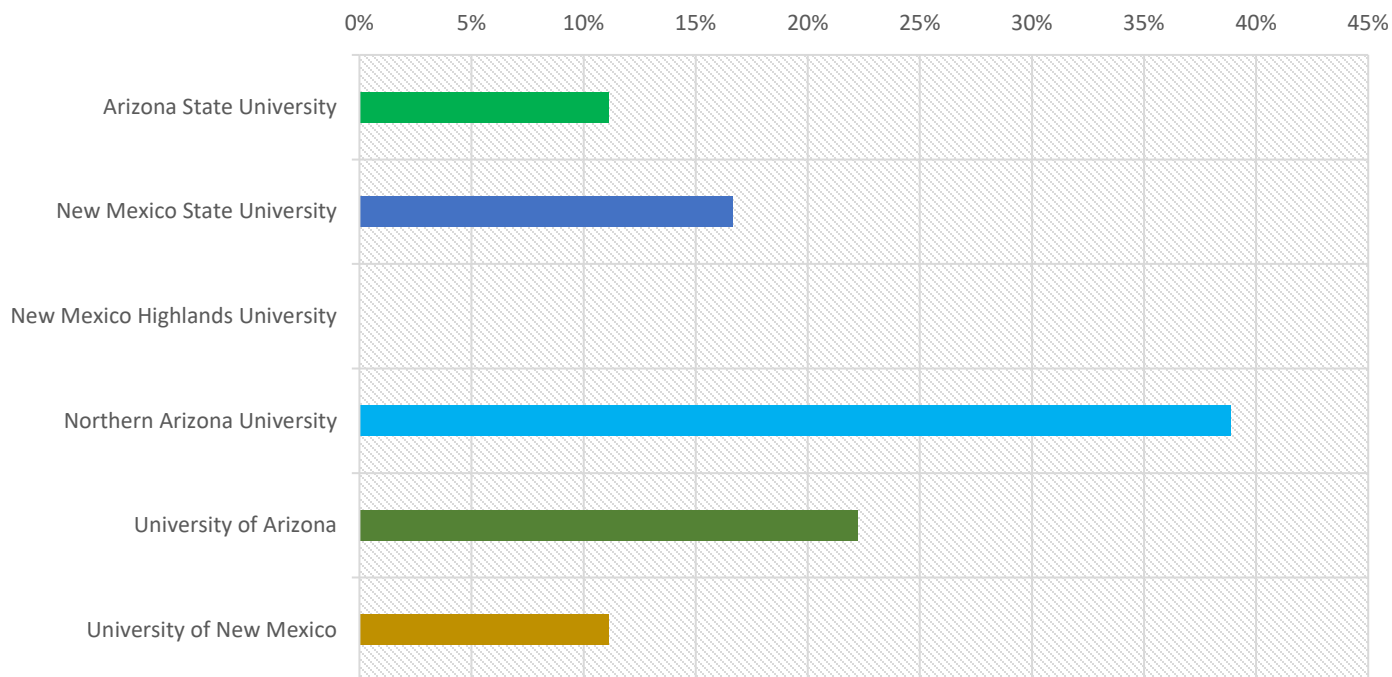


Answered: 47 — Skipped: 2

	Percentage	Total
Yes	42.55%	20
No	57.45%	27
<b>Total</b>		<b>47</b>



## If you plan to transfer, which four-year college or university do you plan to transfer to?

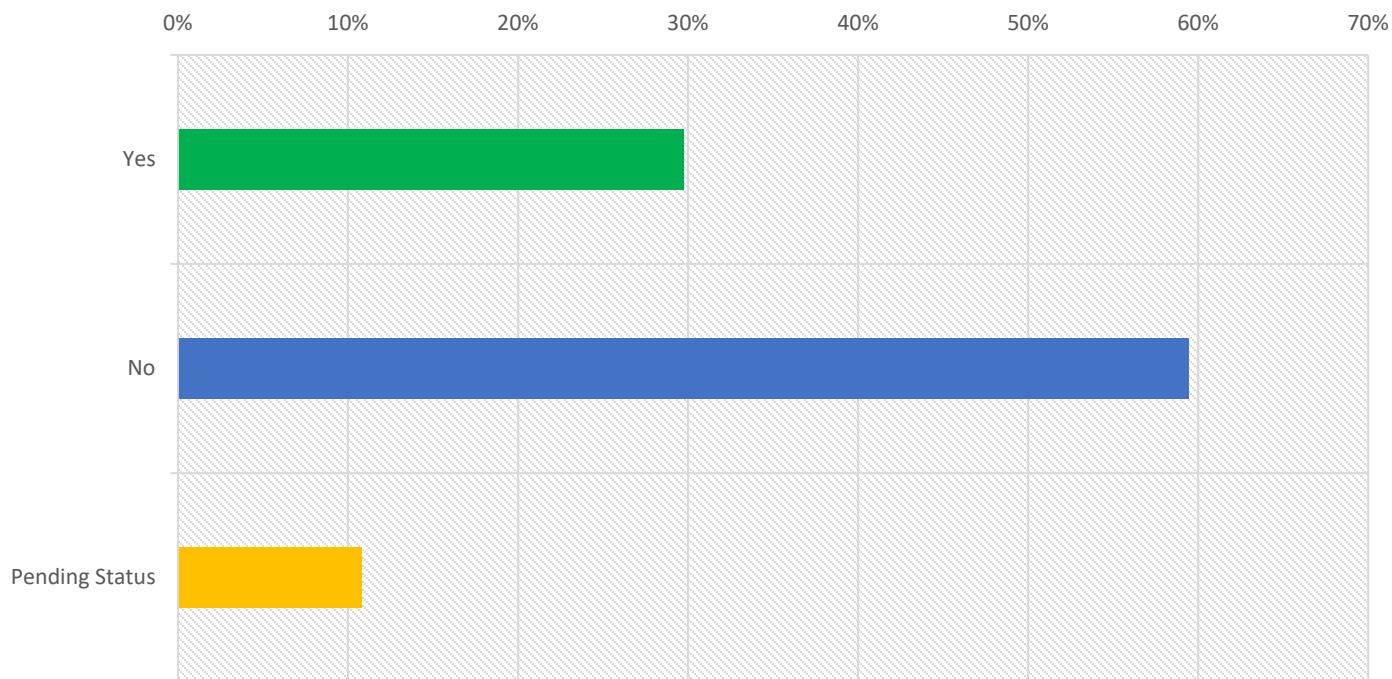


Answered: 18 — Skipped: 31

	Percentage	Total
Arizona State University	11.11%	2
New Mexico State University	16.67%	3
New Mexico Highlands University	0.00%	0
Northern Arizona University	38.89%	7
University of Arizona	22.22%	4
University of New Mexico	11.11%	2
<b>Total</b>		<b>18</b>



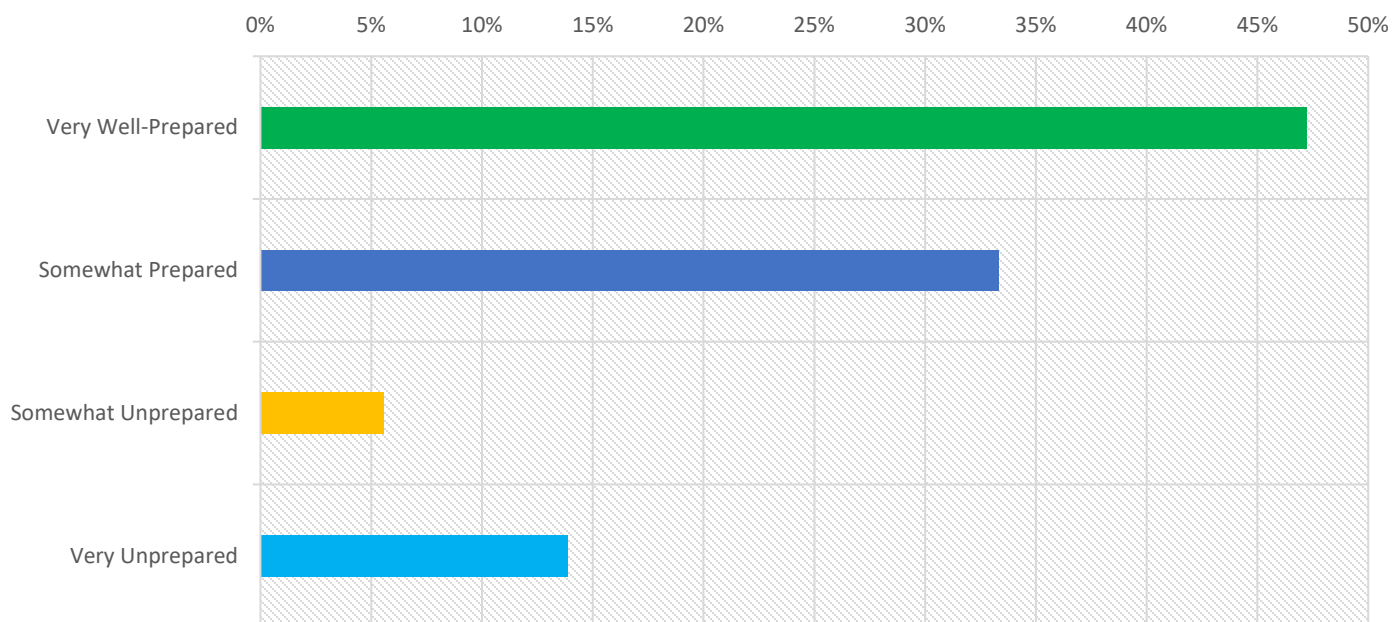
## If you will be transferring to a 4-year, have you already been Accepted for Admission?



Answered: 37 — Skipped: 12

	Percentage	Total
Yes	29.73%	11
No	59.46%	22
Pending Status	10.81%	4
	<b>Total</b>	<b>37</b>

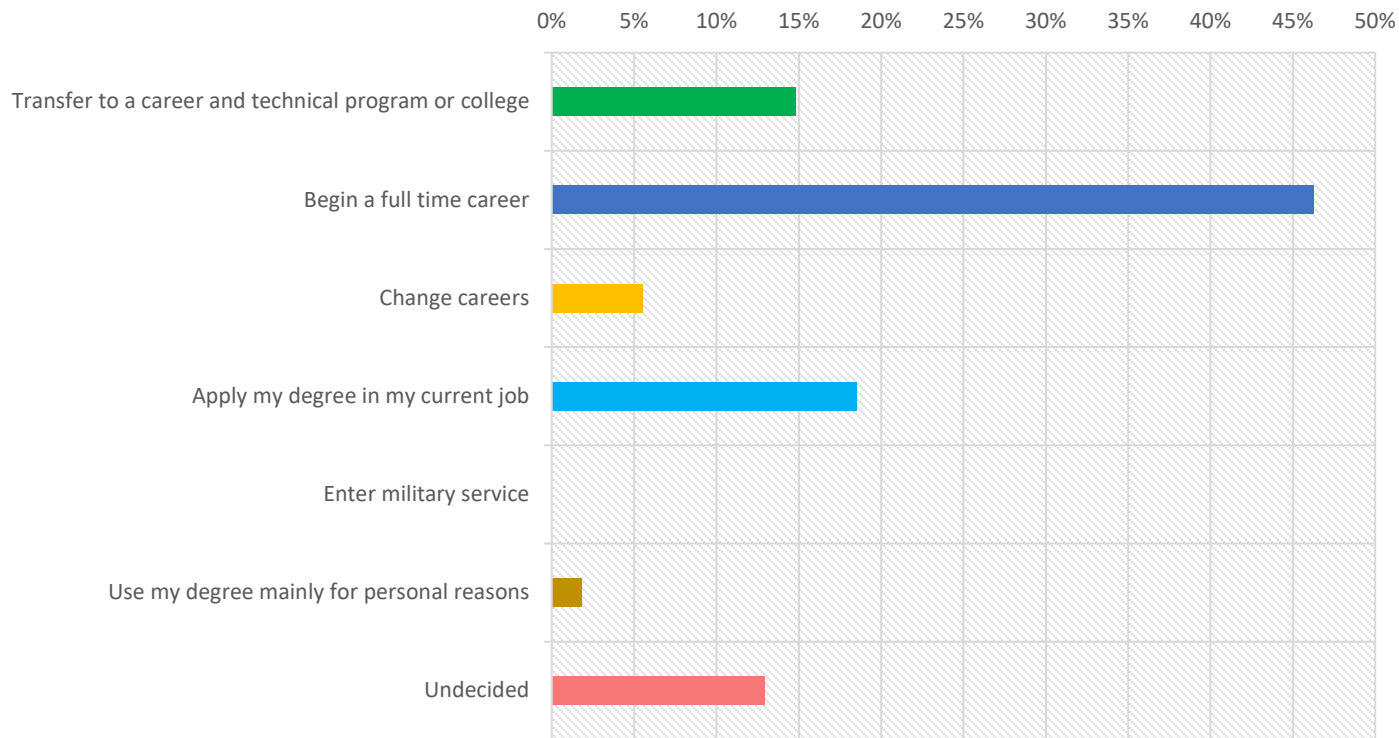
## As a result of your education at Diné College, how well prepared are you to transfer to a four-year college or university?



*Answered: 36 — Skipped: 13*

	Percentage	Total
Very Well-Prepared	47.22%	17
Somewhat Prepared	33.33%	12
Somewhat Unprepared	5.56%	2
Very Unprepared	13.89%	5
<b>Total</b>		<b>36</b>

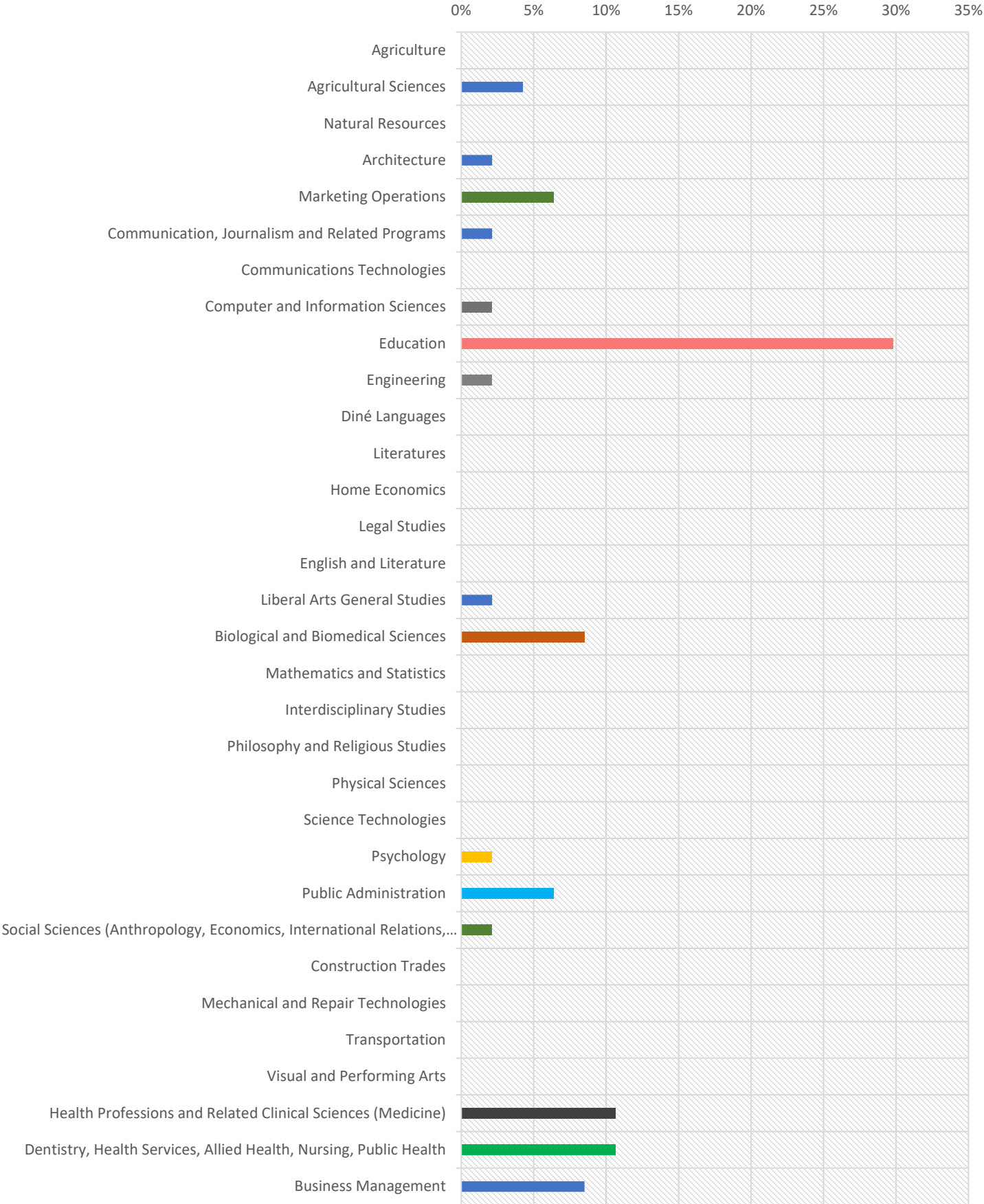
## What is your career plans to use your degree?



Answered: 49 — Skipped: 0

	Percentage	Total
Transfer to a career and technical program or college	14.81%	8
Begin a Full-Time career	46.30%	25
Change careers	5.56%	3
Apply my degree in my current job	18.52%	10
Enter military service	0.00%	0
Use my degree mainly for personal reasons	1.85%	1
Undecided	12.96%	7
<b>Total</b>		<b>54</b>

# What career will you be pursuing?



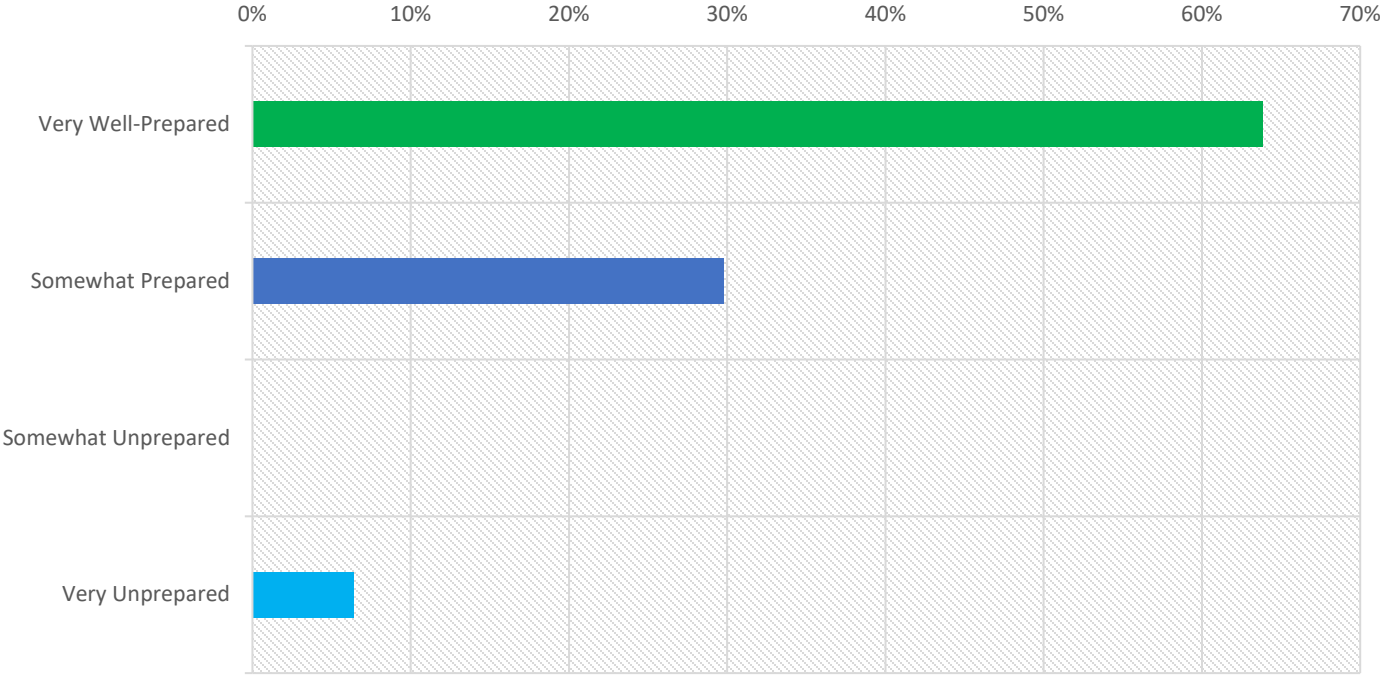
Diné College – Fall 2022 Graduate Exit Survey

Answered: 47 — Skipped: 2

	Percentage	Total
Agriculture	0.00%	0
Agricultural Sciences	1.47%	2
Natural Resources	1.47%	0
Architecture	0.00%	1
Marketing Operations	1.47%	3
Communication, Journalism and Related Programs	0.00%	1
Communications Technologies	0.00%	0
Computer and Information Sciences	2.94%	1
Education	25.00%	14
Engineering	1.47%	1
Diné Languages	0.00%	0
Literatures	0.00%	0
Home Economics	0.00%	0
Legal Studies	1.47%	0
English and Literature	0.00%	0
Liberal Arts General Studies	0.00%	1
Biological and Biomedical Sciences	7.35%	4
Mathematics and Statistics	1.47%	0


Interdisciplinary Studies	0.00%	0
Philosophy and Religious Studies	0.00%	0
Physical Sciences	0.00%	0
Science Technologies	0.00%	0
Psychology	16.18%	1
Public Administration	4.41%	3
Social Sciences (Anthropology, Economics, International Relations, Political Science, Sociology)	1.47%	1
Construction Trades	0.00%	0
Mechanical and Repair Technologies	0.00%	0
Transportation	0.00%	0
Visual and Performing Arts	1.47%	0
Health Professions and Related Clinical Sciences (Medicine)	13.24%	5
Dentistry, Health Services, Allied Health, Nursing, Public Health	8.82%	5
Business Management	10.29%	4
<b>Total</b>		<b>47</b>

## How well prepared are you to enter the workforce as a result of your education at Diné College?

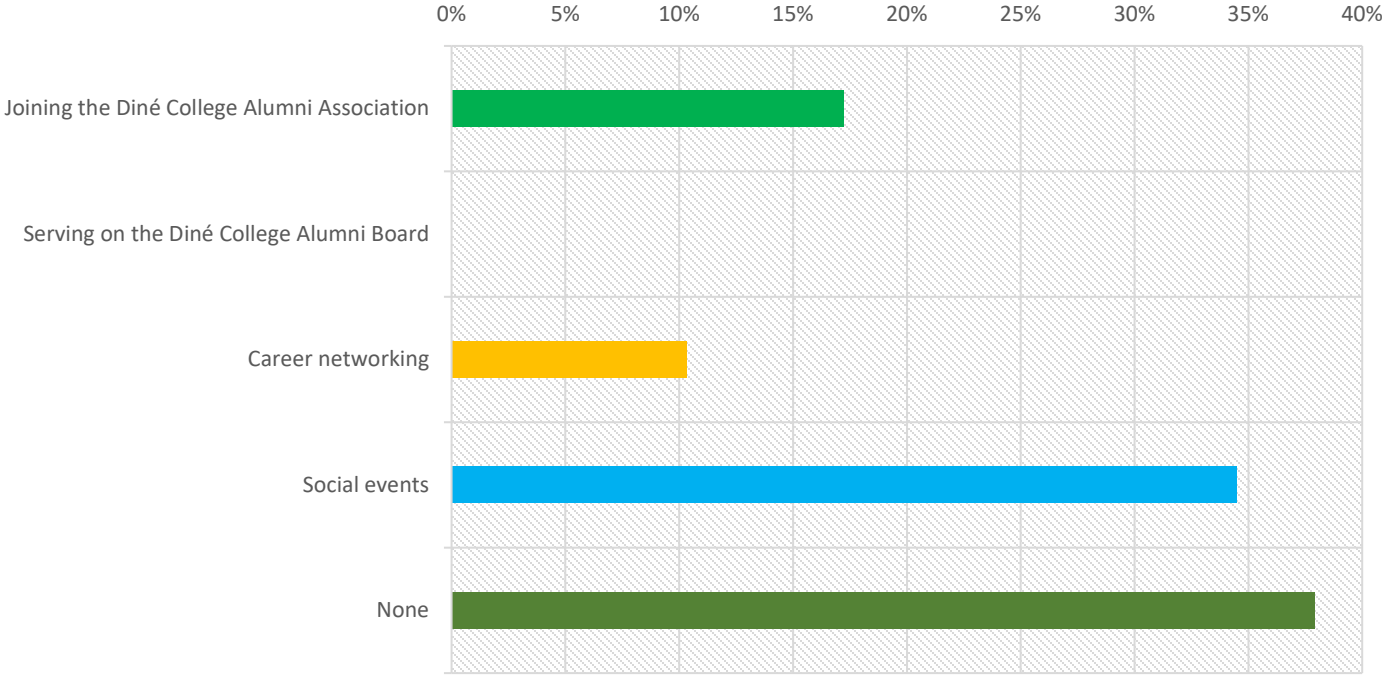


Answered: 47 — Skipped: 2

	Percentage	Total
Very Well-Prepared	63.83%	30
Somewhat Prepared	29.79%	14
Somewhat Unprepared	0.00%	0
Very Unprepared	6.38%	3
<b>Total</b>		<b>47</b>



## After you graduate, what Diné College Alumni services or activities would be of interest to you?

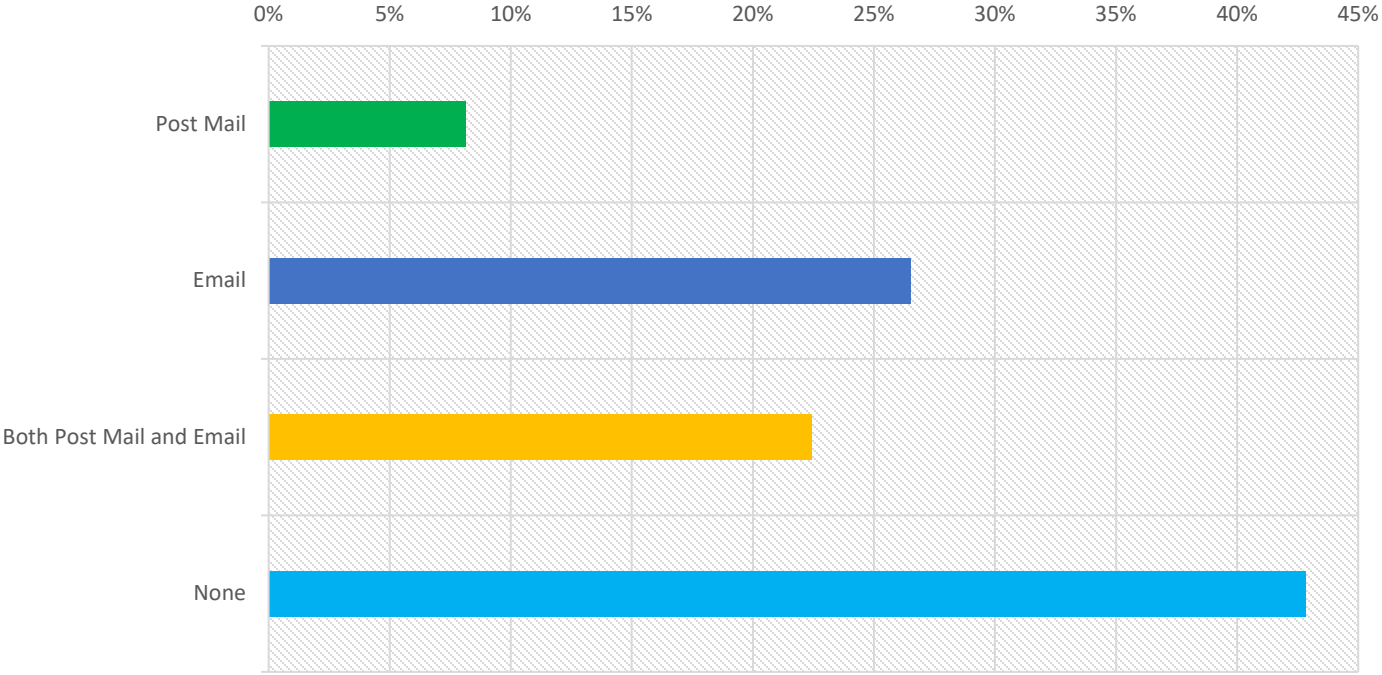


Answered: 29 — Skipped: 20

	Percentage	Total
Joining the Diné College Alumni Association	17.24%	5
Serving on the Diné College Alumni Board	0.00%	0
Career networking	10.34%	3
Social events	34.48%	10
None	37.93%	11
<b>Total</b>		<b>29</b>



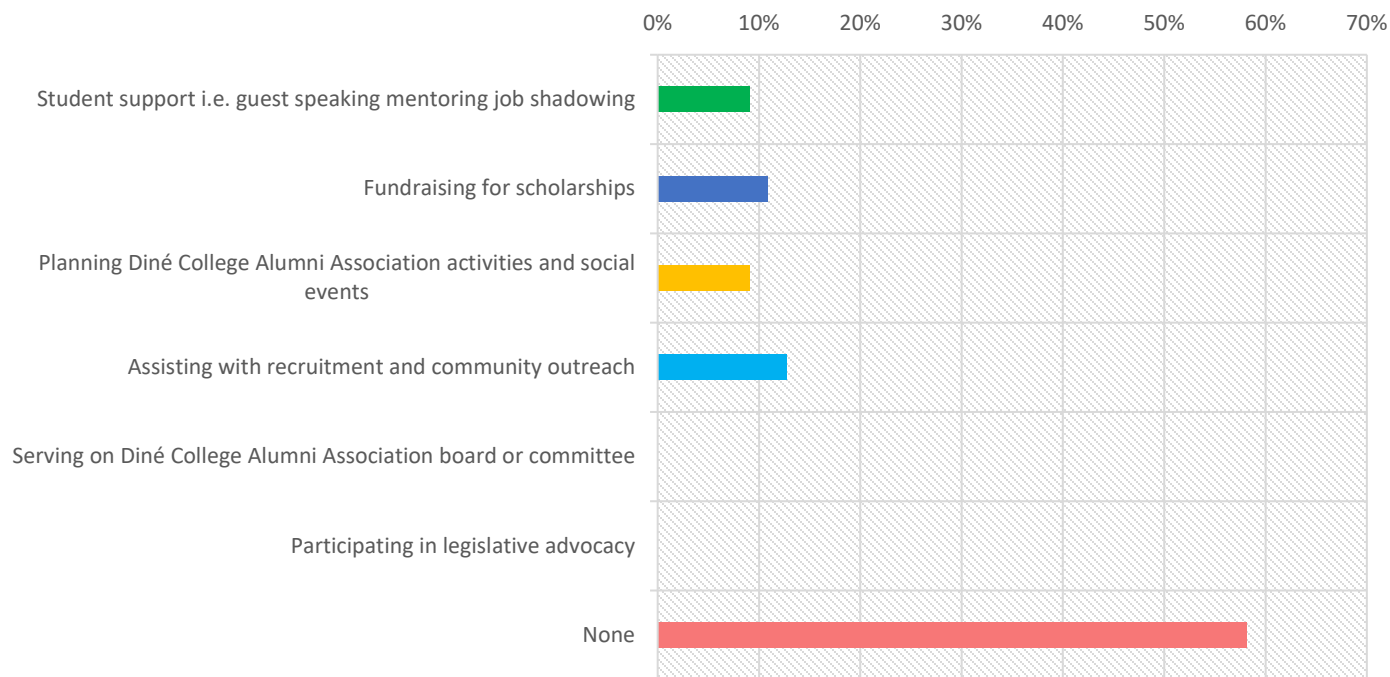
## How would you like to be notified about Diné College Alumni activities?



*Answered: 49 — Skipped: 0*

	Percentage	Total
Post Mail	8.16%	4
Email	26.53%	13
Both Post Mail and Email	22.45%	11
None	42.86%	21
<b>Total</b>		<b>49</b>

## Please indicate the type of Diné College Alumni services or activities would be of interest to you?



Answered: 49 — Skipped: 0

	Percentage	Total
Student support i.e. guest speaking mentoring job shadowing	9.09%	5
Fundraising for scholarships	10.91%	6
Planning Diné College Alumni Association activities and social events	9.09%	5
Assisting with recruitment and community outreach	12.73%	7
Serving on Diné College Alumni Association board or committee	0.00%	0
Participating in legislative advocacy	0.00%	0
None	58.18%	32
<b>Total</b>		<b>55</b>