

Fall 2016-2017



New Student Orientation Report

August 17, 2016



INSTITUTIONAL
PLANNING & REPORTING

DINÉ COLLEGE - NAVAJO NATION
Creating a Culture of Evidence

DINÉ COLLEGE

Nitsáhákees (Thinking) • *Nahat'á* (Planning) • *liná* (Living) • *Siihasin* (Assuring)

Table of Contents

Section	Description	Page
1.0	Overall	4
2.0	Chinle Site	5
3.0	Crownpoint	8
4.0	Shiprock	10
5.0	Tsaile	13
6.0	Tuba City	19
7.0	Window Rock	21

Description

Reporting Date: August 17, 2016

Target Audience: Fall 2016 New Students

Purpose:

New Student Orientation was held to orientate and welcome new students to Diné College at the beginning of the Academic Year , Fall 2016. All 6 , Chinle, Crownpoint, Shiprock, Tsaile, Tuba City & Window Rock campuses individually hosted the New Student Orientations event.

To prepare students for their first semester of college, Student Services provid important information about academic policies and procedures, registration options, college services, and student activities.

The New Student Orientation agenda aimed to welcome students to the DC campus life and increases an easier transition into college through service introduction and staff meet-and-greet.

Total Audience Response: 363

Method of Data Collecting:

Paper Evaluations
Survey Booths (Quick Tap)

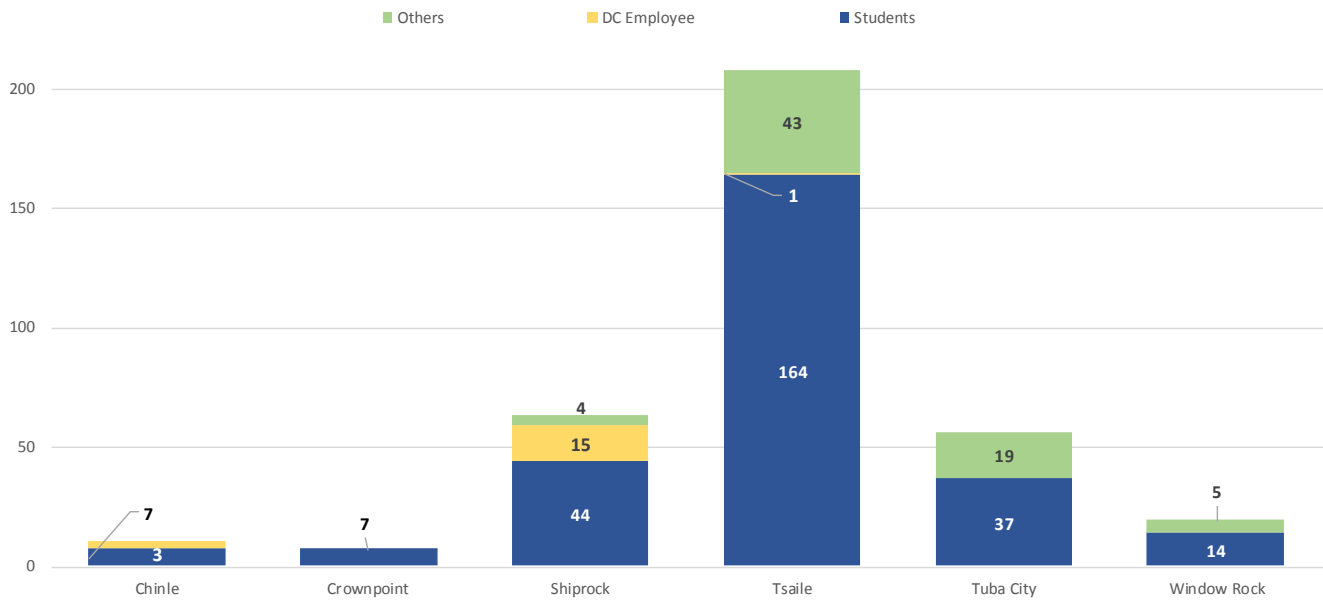
Overall 1.0

Dine College: Overall

Date of Orientation: August 17, 2016

Number of attendee's: 363

Fall 2016 New Student Orientation
N=363



Sites	Students	DC Employee	Others	Total
Chinle	7	3	0	10
Crownpoint	7	0	0	7
Shiprock	44	15	4	63
Tsaille	164	1	43	208
Tuba City	37	0	19	56
Window Rock	14	0	5	19
Total	273	19	71	363

Chinle 2.0

Dine College: Chinle Center

Date: August 17, 2016

Attendance: Total of 7 Students

Students were able to evaluate the presenters and their presentation at this Fall 2016 New Student Orientation.

I am a....

N=7



■ Student

Center Evaluation: All 7 participants completed the overall evaluation.

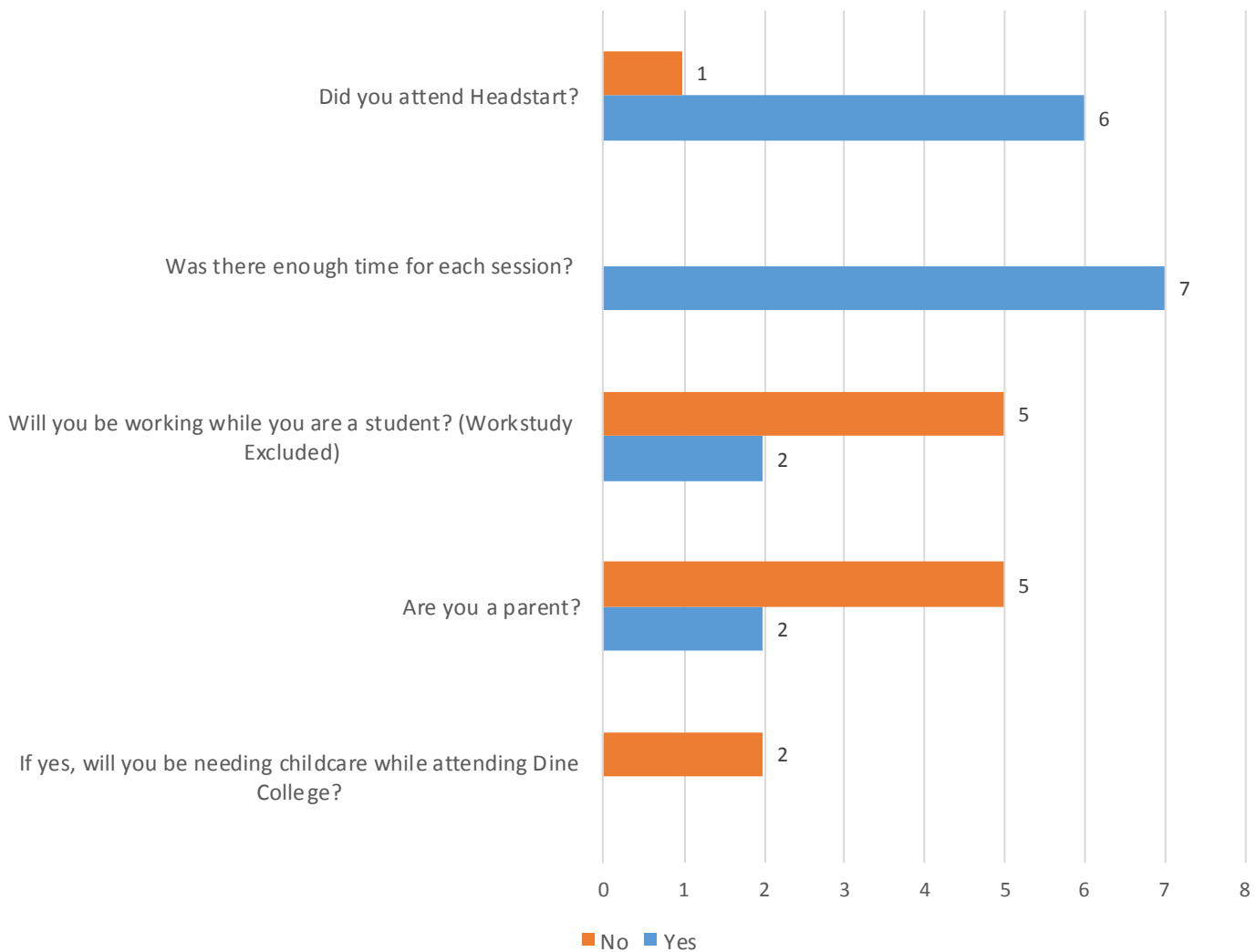
Results are shown below.

Answer set: The overall evaluation was delivered on a likert-scale, which was increased using the following indicators: **5)Excellent, 4)Good, 3)Okay, 2)Fair,** or 1) **Poor.**

Excellent being the greatest and **Poor** being the least great.

Part I

Part I Participant Background
Evaluation
N=7

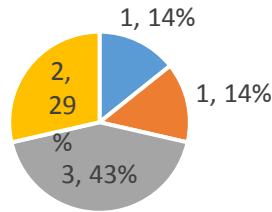


Chinle Center Evaluation:

PART II

Before this orientation, my knowledge & understanding of Dine' College was....

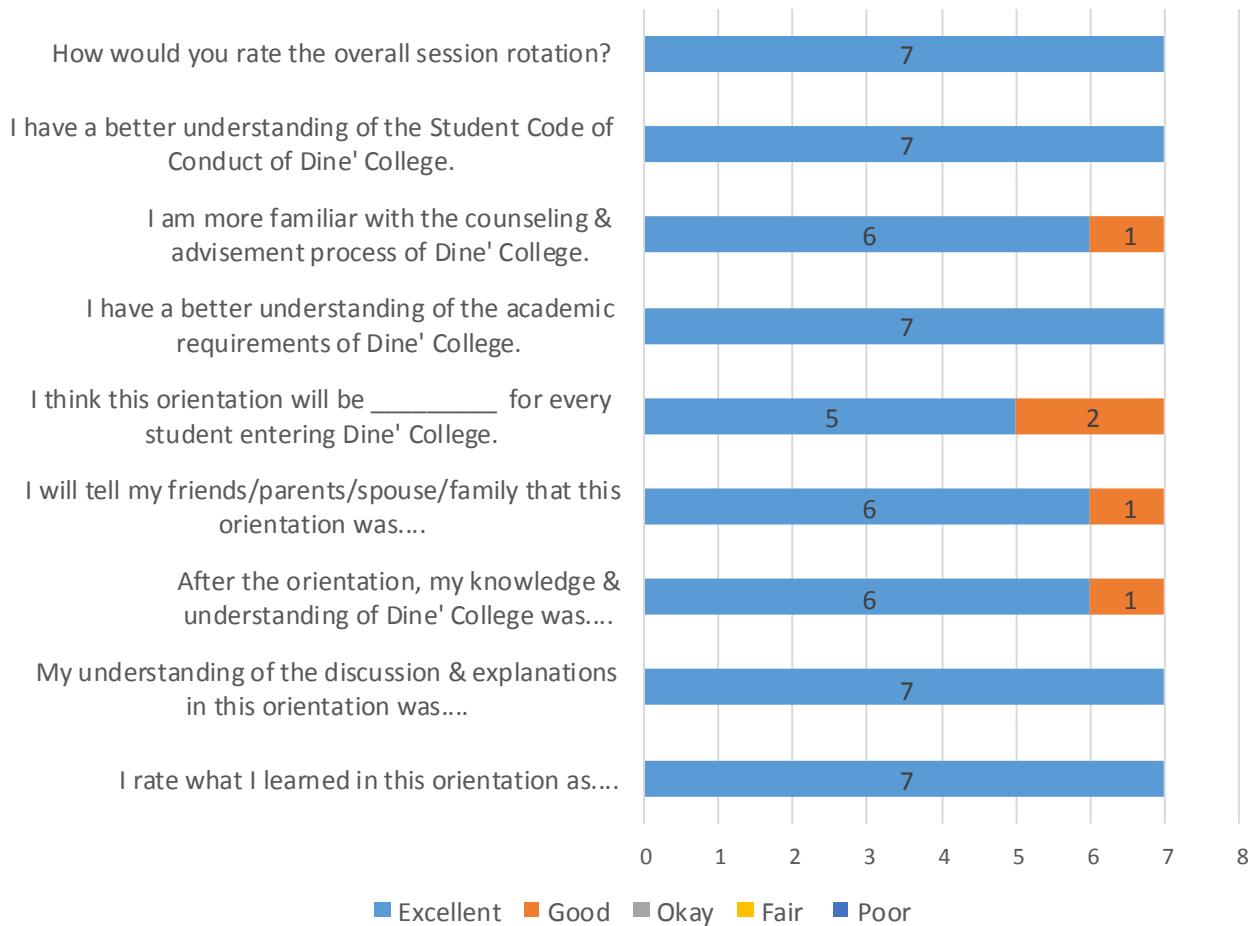
N=7



■ Excellent ■ Good ■ Fair ■ Poor

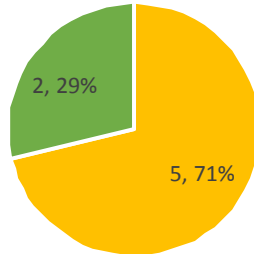
Part II-Program Delivery Evaluations

N=7



Of the 7 participants, 7 left feedback on how they heard about Dine College. Feedback are shown “as is”.

How did you hear about Dine College?



■ Radio ■ Newspaper ■ Information Booth ■ High School Counselor ■ Billboard Advertisement ■ Other:

Of the 7 participants, 4 left feedback for additional comments. Feedback are shown “as is”.

Additional Comments:

1. Orientation was great. Activity's were fun and knowing of the conduct book.
2. You're awesome
3. Good information and very thorough.
4. Great orientation glad i came

Crownpoint 3.0

Dine College: Crownpoint Center

Date: August 17, 2016

Attendance: Total of 7 Students

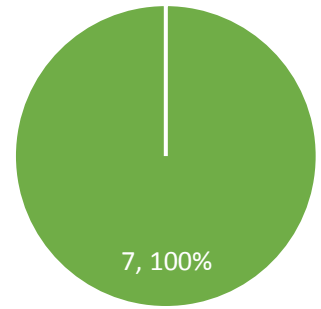
Center Evaluation: All 7 participants completed the overall evaluation. Results are shown below.

Answer set: The overall evaluation was delivered on a likert-scale, which was increased using the following indicators: **5)Excellent, 4)Good, 3)Okay, 2)Fair,** or 1) **Poor.**

Excellent being the greatest and **Poor** being the least great.

Student completed the overall evaluations after New Student Orientation. Results are shown below...

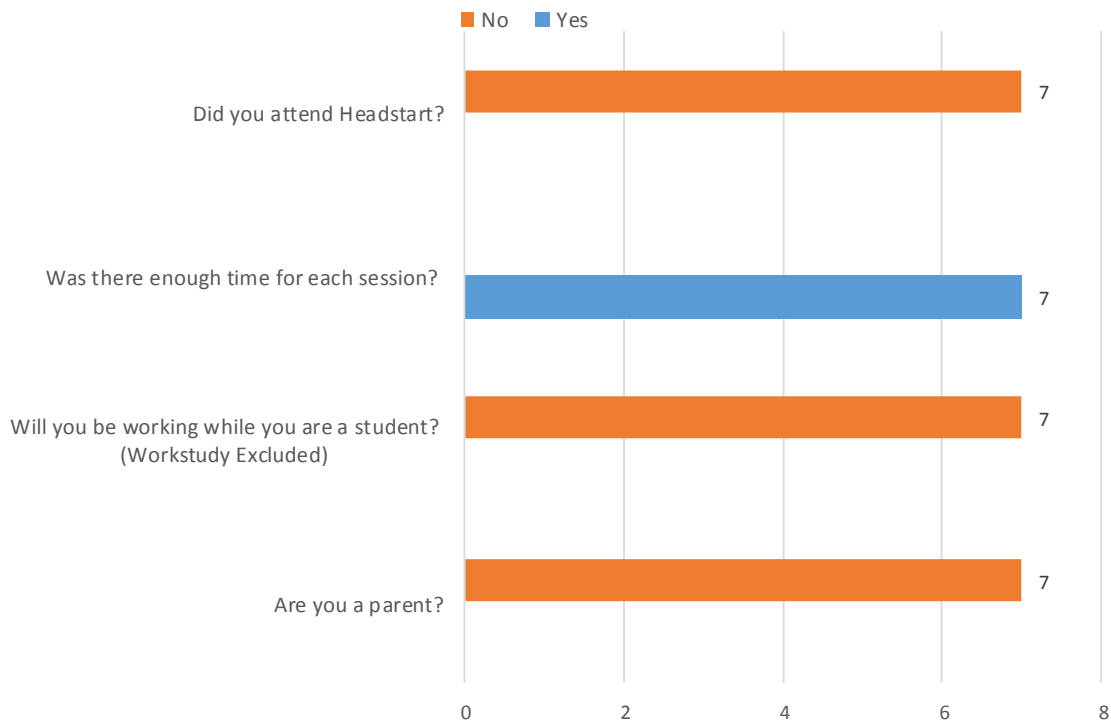
I am a....
N=7



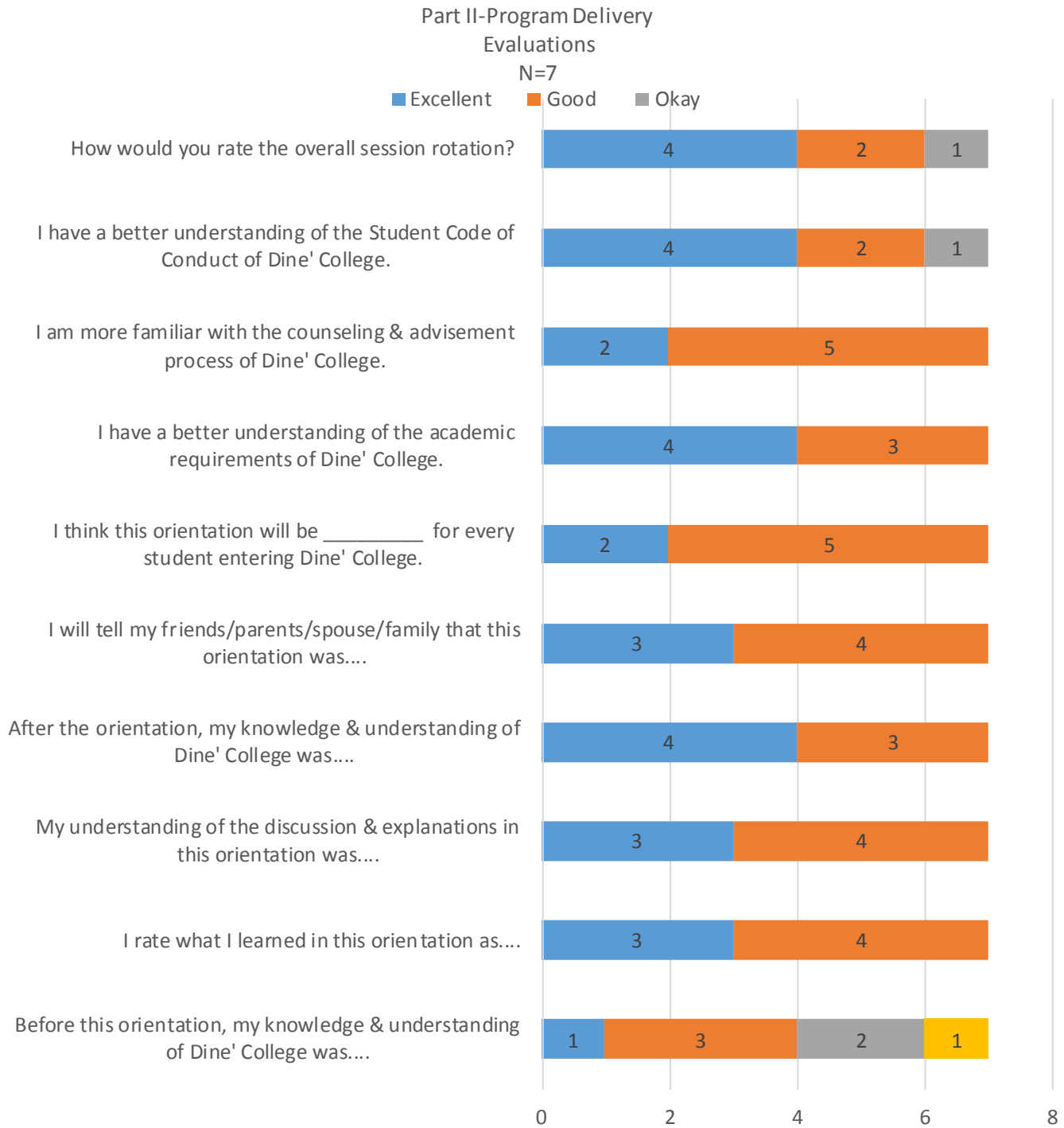
■ Student

PART I

Part I Participant Background Evaluation
N=7



PART II



Of the 7 participants, 3 left positive feedback . Feedback are shown “as is”.

Additional Comments:

1. Have learned a lot today about dine college, it was excellent
2. It was good
3. Was a very understanding presentation and orientation. Thank you very much!

Shiprock 4.0

Dine College: Shiprock Campus

Date: August 17, 2016

Attendance: Total of 63 attendee's

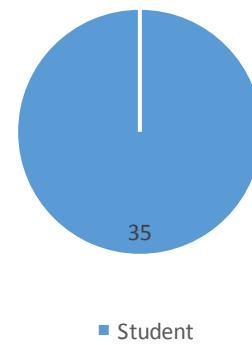
44 Students signed-in, though only 35 completed the overall evaluation.

Center Evaluation: All 35 participants completed the overall evaluation. Results are shown below.

Answer set: The overall evaluation was delivered on a likert-scale, which was increased using the following indicators: **5)Excellent, 4) Good, 3)Okay, 2)Fair, or 1) Poor.**

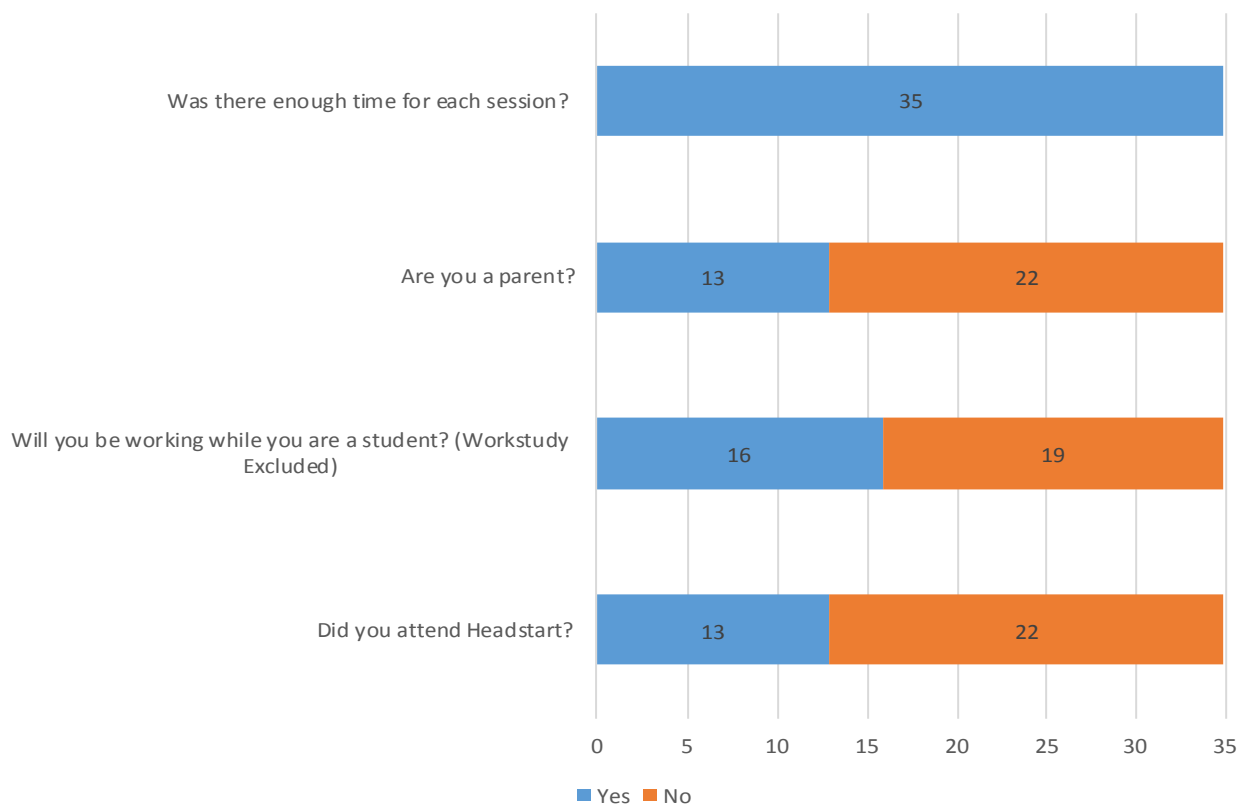
Excellent being the greatest and **Poor** being the least great.

I am a....
N=35



PART I

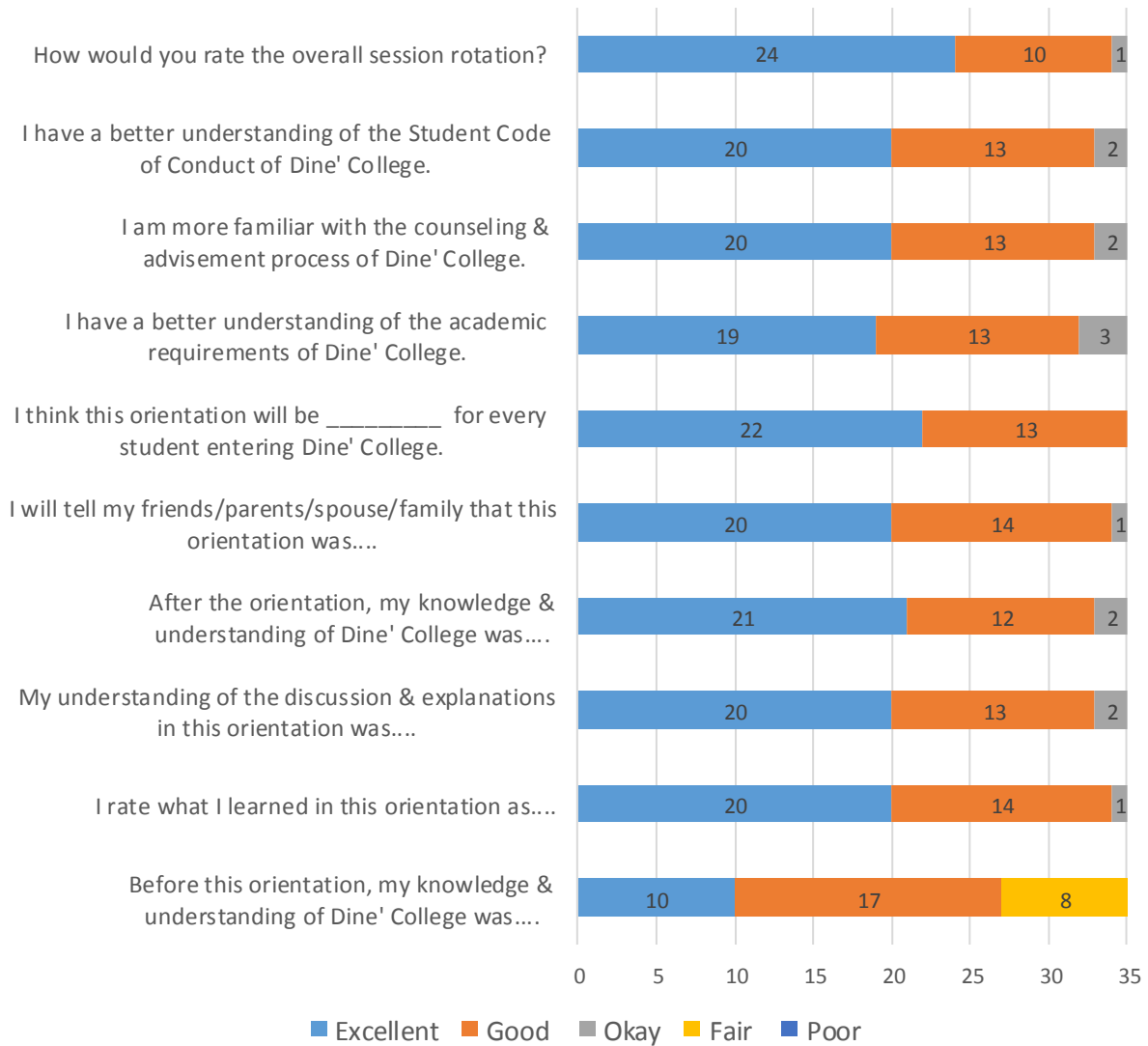
Part I-Participant Background Evaluation
N=35



PART II

Part II-Program Delivery
Evaluations

N=35



Center Evaluation continued.

Of the 35 participants, 2 left positive feedback . Feedback are shown “as is” .

1. Good, but try to make it a bit better knowledge due to people with bad memory.
2. Enjoyed the door prizes and being active throughout orientation. Short & sweet. Great presentations. Enjoyed slides.

Tsaile 5.0

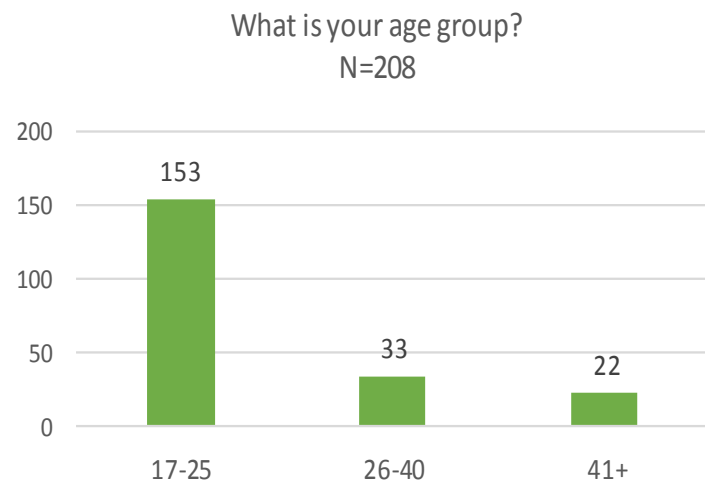
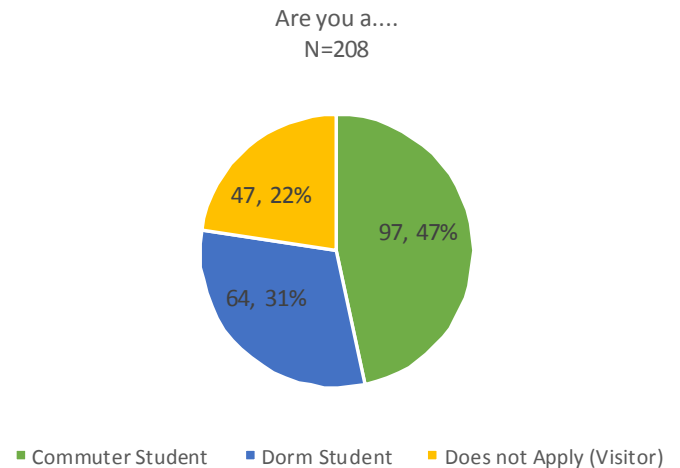
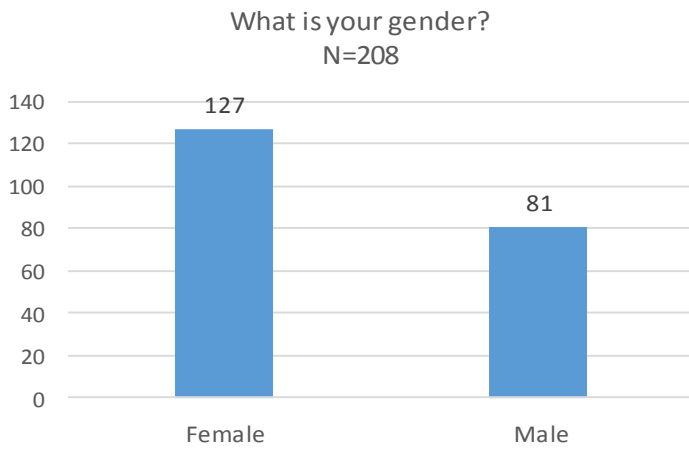
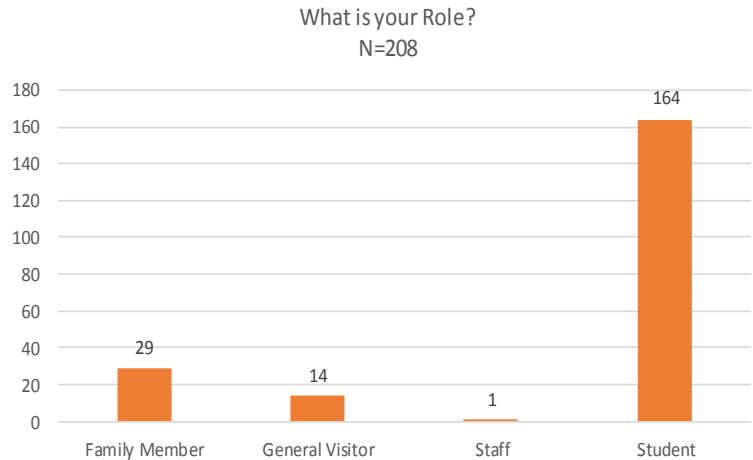
Diné College-Tsaile Main Campus

Date of Orientation: August 17, 2016

Attendance: Total of 208 Attendee's

- 164 Student's
- 29 Family Members
- 14 General Visitor
- 1 Staff

Overall, there was a total of 208 attendees who signed in for New Student Orientation. Chart to the right compares students vs. other visitor's.



Of the 208, 127 are females..

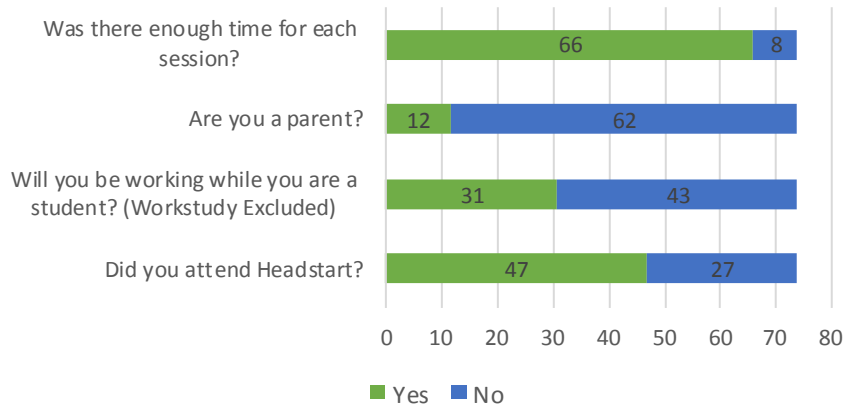
Of the 164 Students, 97 said they are commuter students and 64 will be dorm students.

153 are in the age range 17-25 years old and 33 are in age range of 26-40 years old.

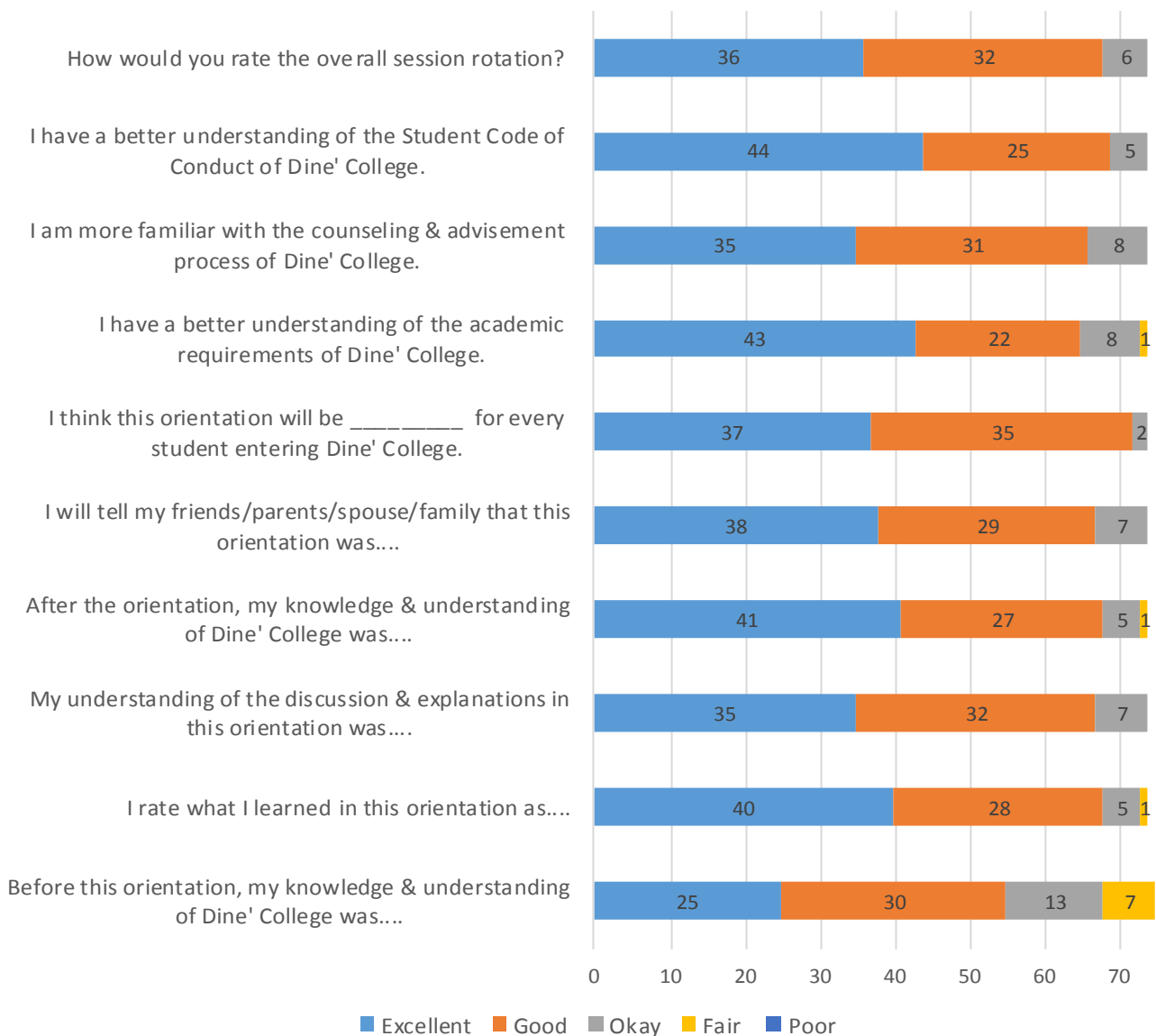
Overall Evaluation continued.

PART II

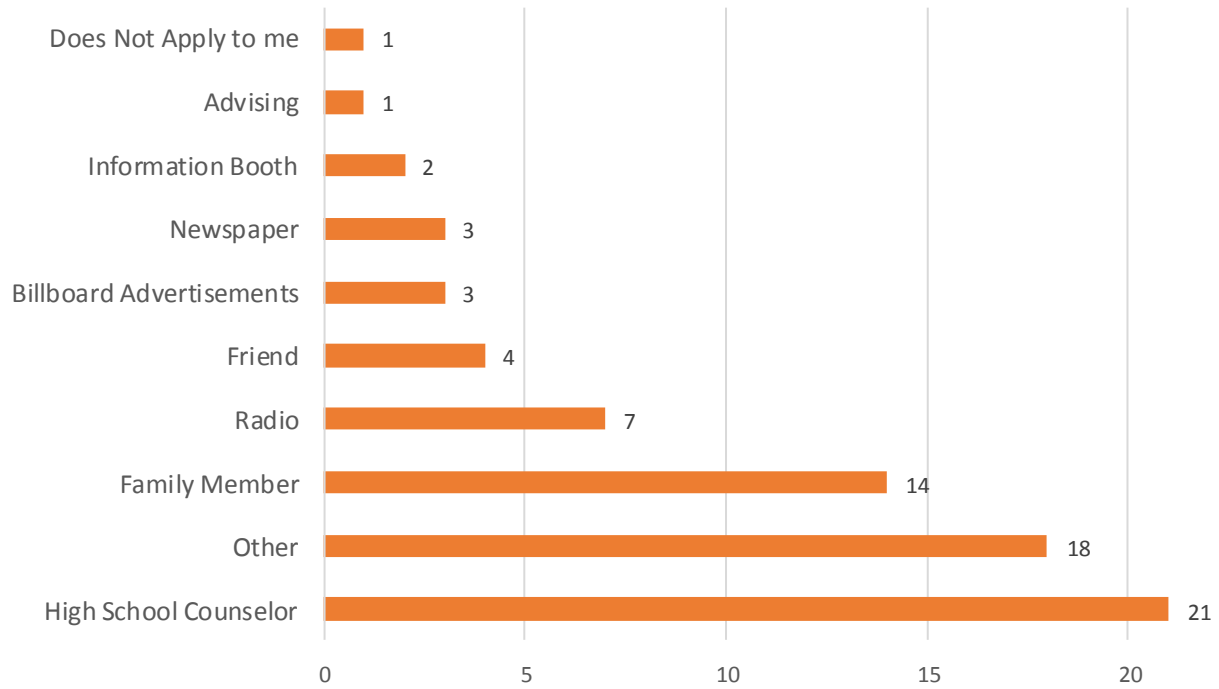
Participant Background Evaluation
N=74



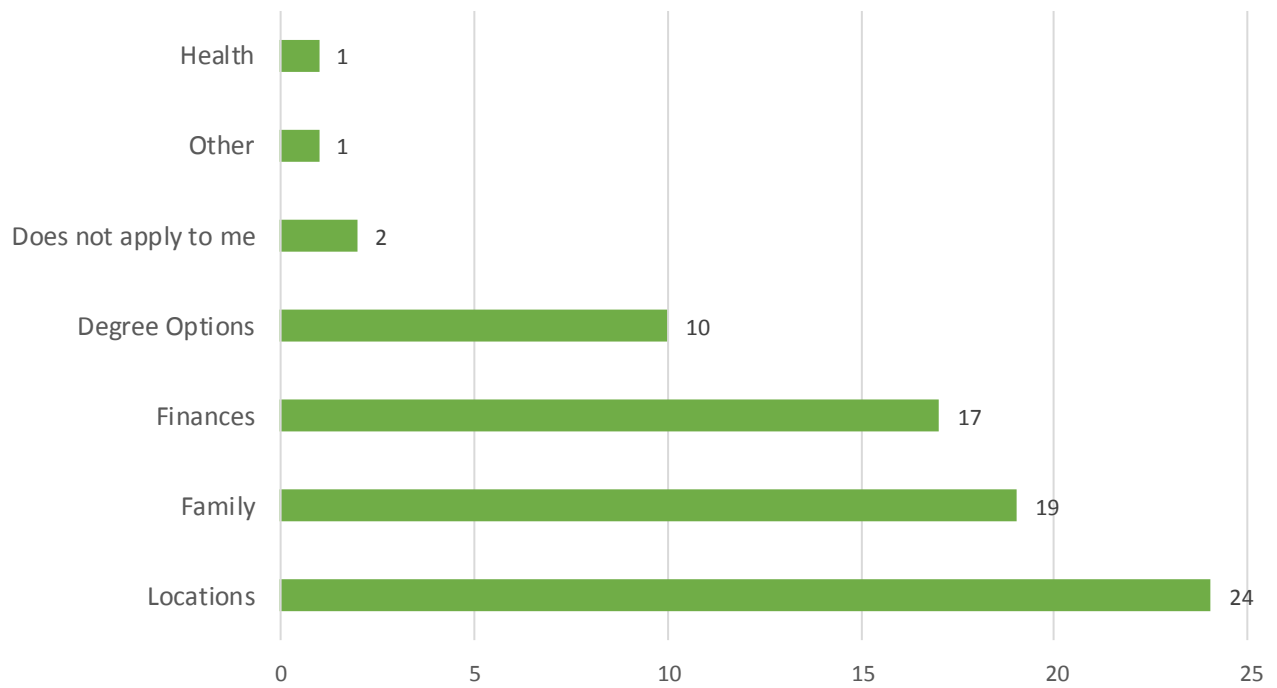
Program Delivery Evaluation
N=74



How did you hear about Dine' College?
N=208



What most impacted your final decision to attend Dine' College?
N=208



Feedback are shown "as is".

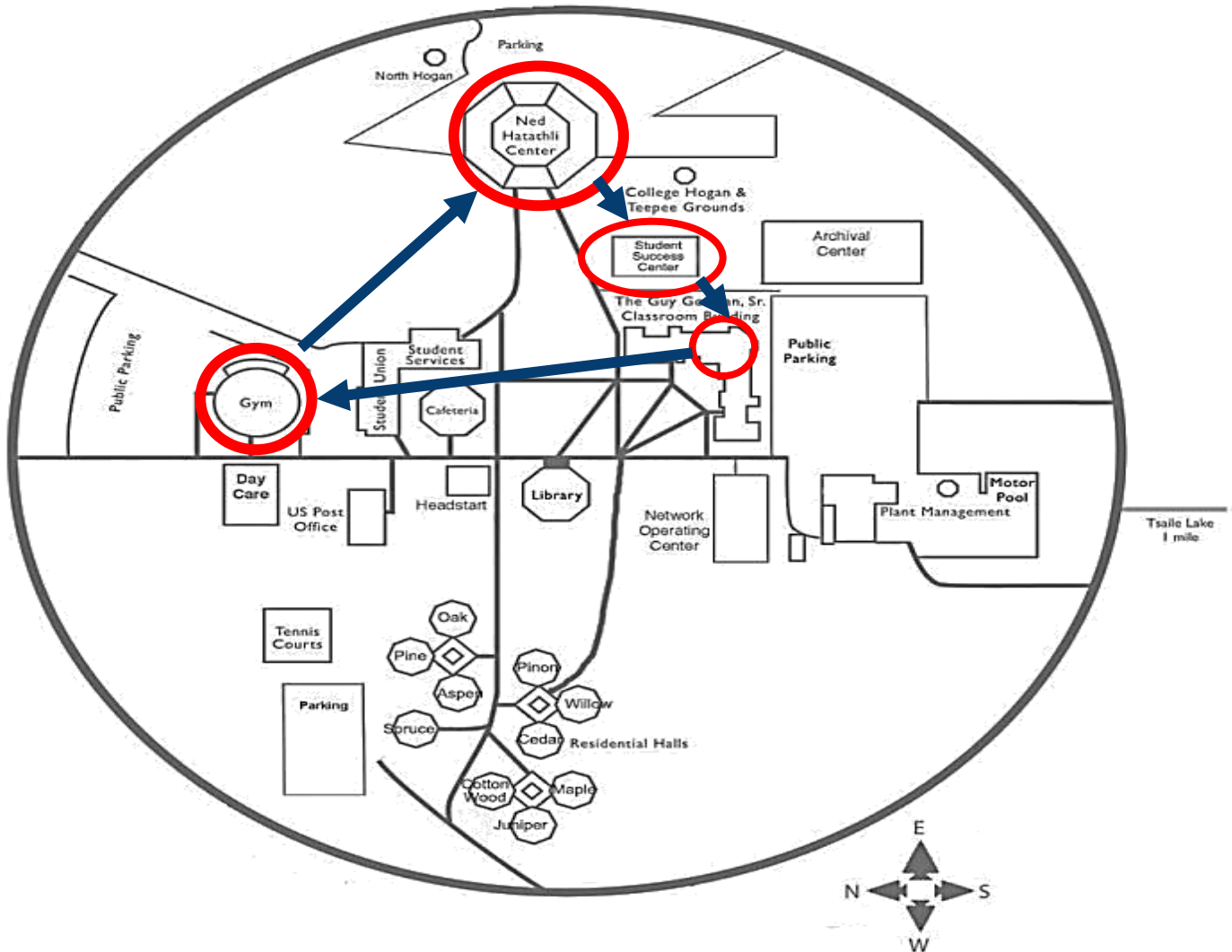
Additional Comments:

- You guys are really great!
- Great job
- I like it!
- Pretty great orientation.
- I feel like Dine College will be the best decision i have made to further my education.
- I live in tsaile and wanted to attend a small college for my personal well being
- Orientation was great but too early
- Awesome
- I'm ready to start the year and try to learn more.
- It was fun
- Far distance
- I think i will have a great time here.
- It was good
- Encouraging
- Keep up the good work
- I enjoyed the orientation
- Was great and helpful to understand
- Work
- Overall was good
- Good
- Overall, good experience
- May i have a free diné college shirt?
- Thanks
- Fry bread fam ??
- Great day today
- The presentations were excellent.
- It was very helpful
- Good day to be at Dine College
- Great orientation
- It was okay.
- That Dine College is a good college to attend and they're degree programs are pretty good.
- It better be worth it!
- Had a good day
- Good job guys
- This place was educational for me.
- Was a good presentations
- This was good
- Tsaile
- It was good
- Was good
- Great orientation
- Good job
- It was good.
- Advisors were excellent!
- It was fun.

Tsaile Main Campus

New Student Orientation- Fall 2016

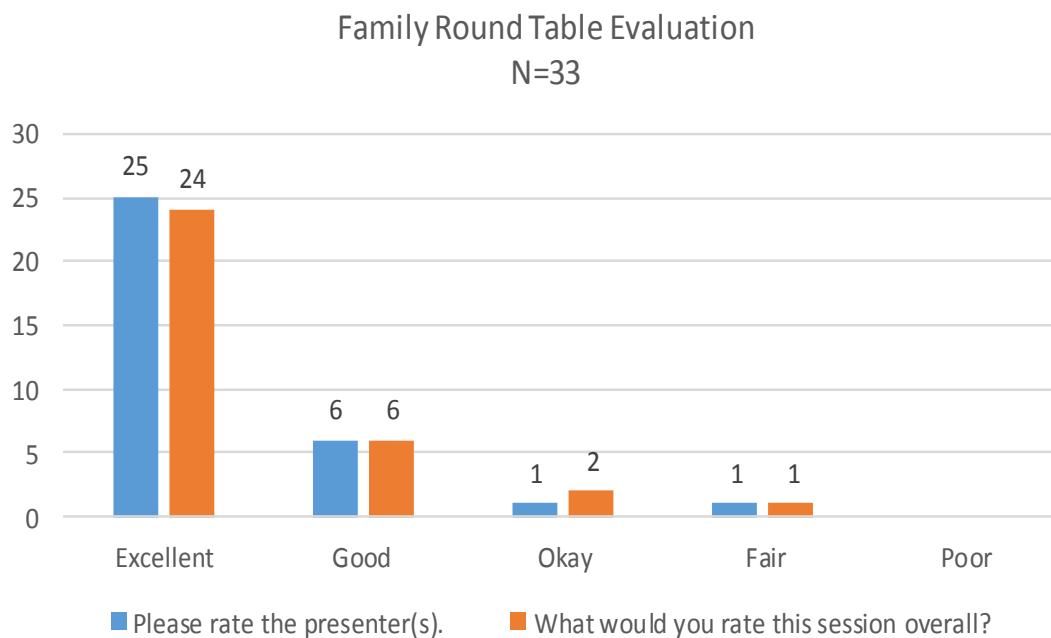
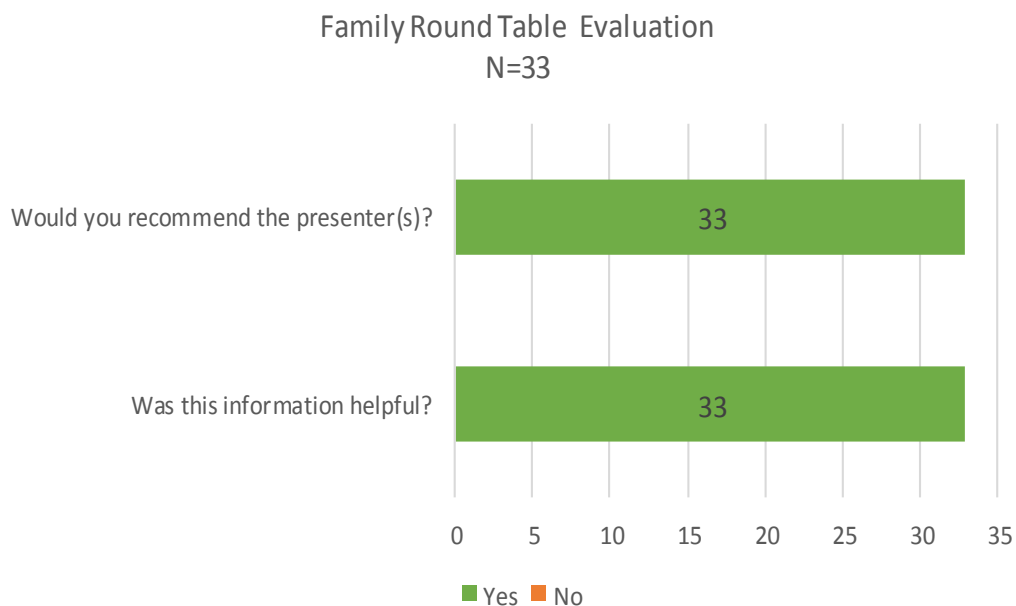
Campus Tour



Fall 2016 NSO consisted of 208 students, and were split up into four groups to attend different sessions. The Rotation map above shows where students were on campus to attend each session.

Tsaile 5.0

Family Round Table



Tuba City 6.0

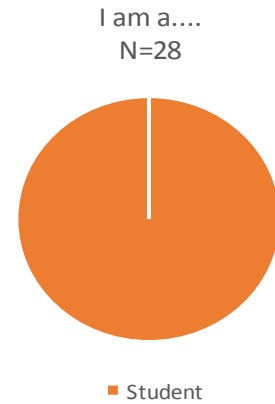
Dine College: Tuba City

Date: August 17, 2016

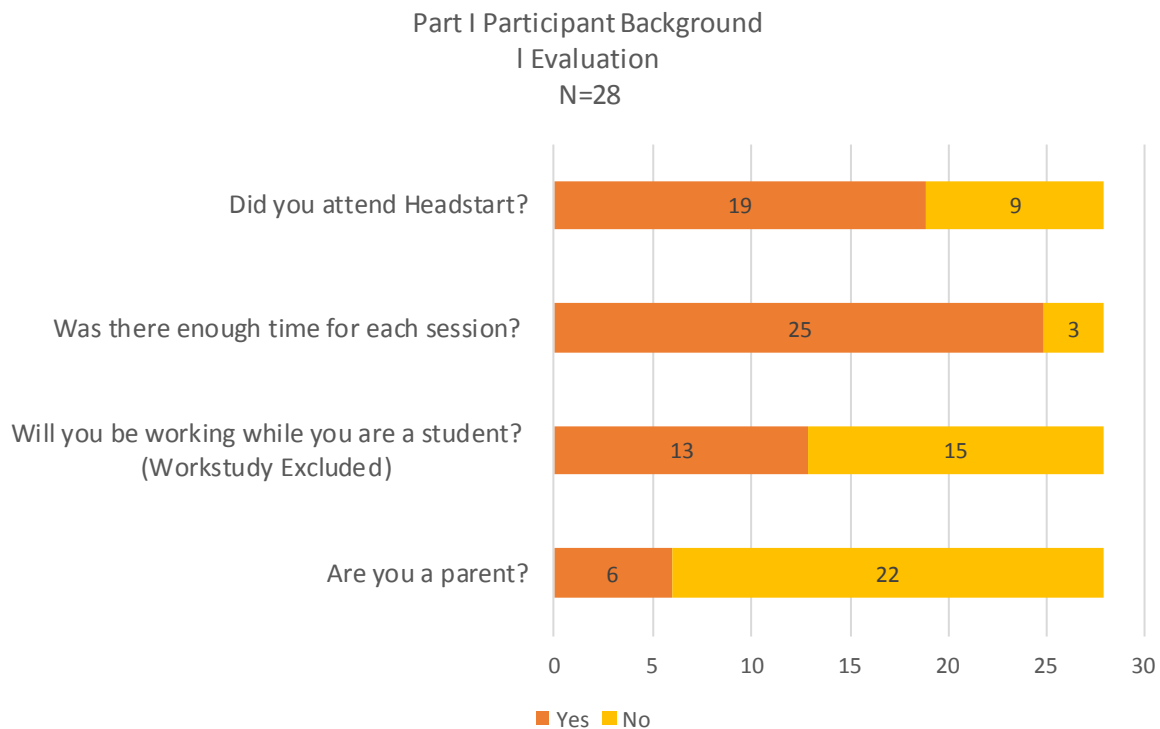
Attendance: Total of 56 Attendees

- 37 Students
- 19 Others

Overall, there was a total of 37 students who signed in for New Student Orientation. Though, the chart bellows indicates that there was only 28 students who *completed* the overall evaluation.



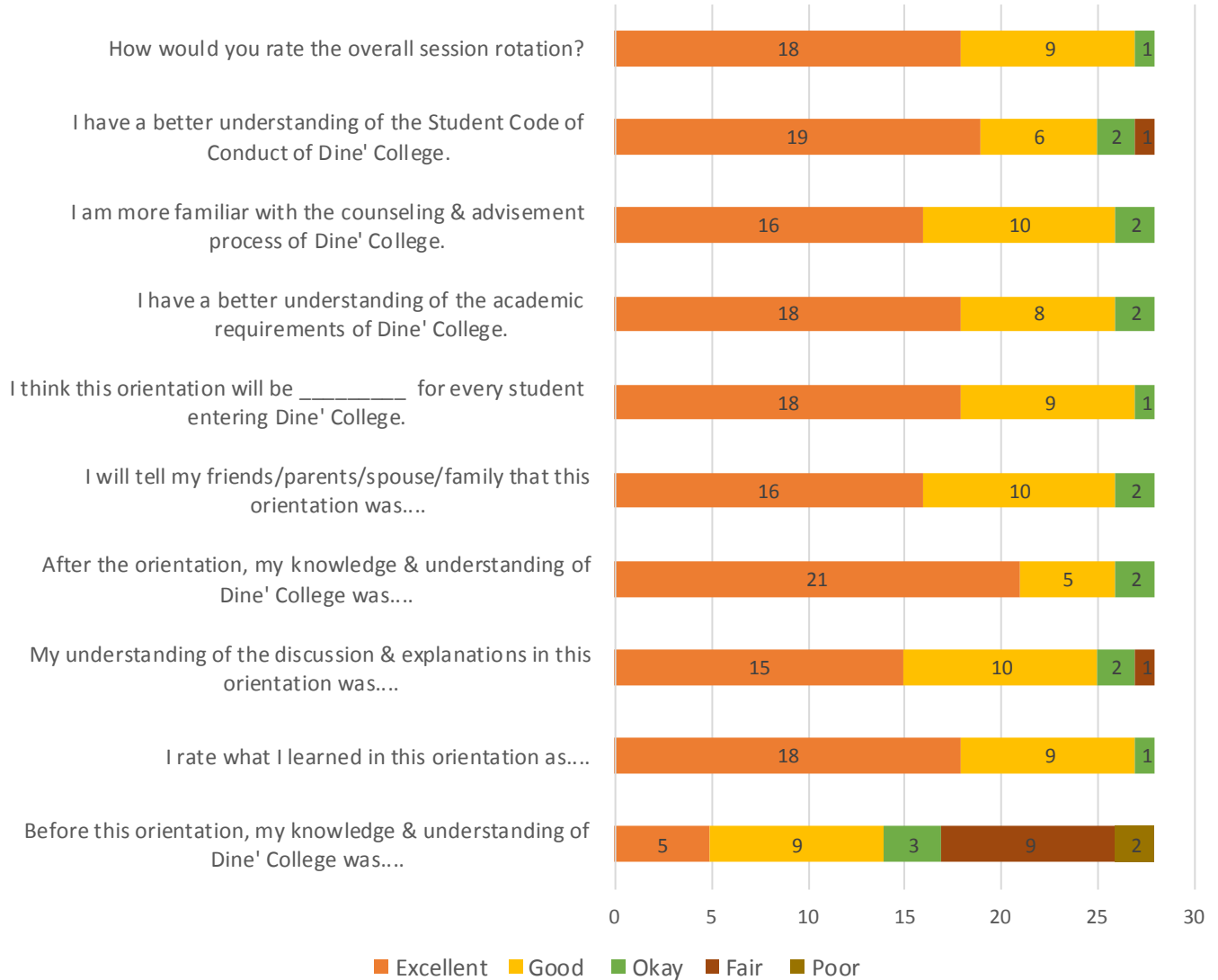
PART I



Overall Evaluation continued.

PART II

Part II Program Delivery Evaluation
N=28



Additional Comments:

1. Had fun!
2. Go Warriors!
3. Was Great, looking forward to semester.
4. Excellent!

Window Rock 7.0

Dine College: Window Rock

Date: August 17, 2016

Attendance: Total of 14 attendee's

- 12 Students
- 2 Parents

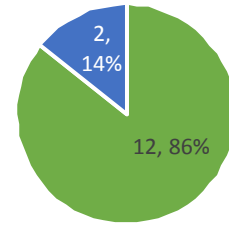
Overall, there was a total of 8 students who signed in for New Student Orientation.

Overall Evaluation: All 14 participants completed the overall evaluation. Results are shown below.

Answer set: The overall evaluation was scale set, which was based from *Excellent, Good, Okay, Fair, or Poor*. *Excellent* being the greatest and *Poor* being the least great.

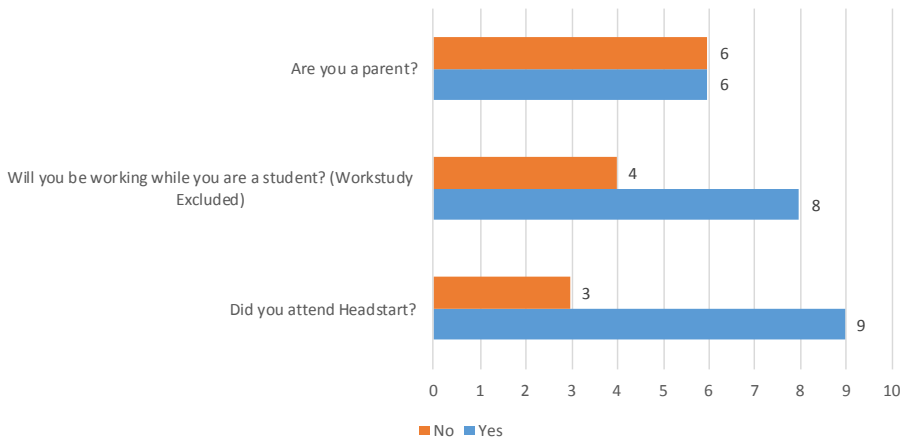
PART I

I am a....
N=14



■ Student ■ Parent

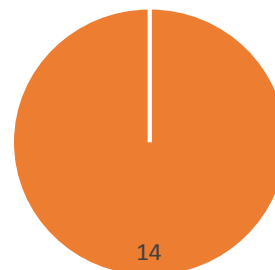
Part I Participation Background
Evaluation
N=12



This chart shows a total number of 12, due to the three questions in the chart to the left pertains mainly to students.

Chart below shows the total number of 14 which consists both of parents and students.

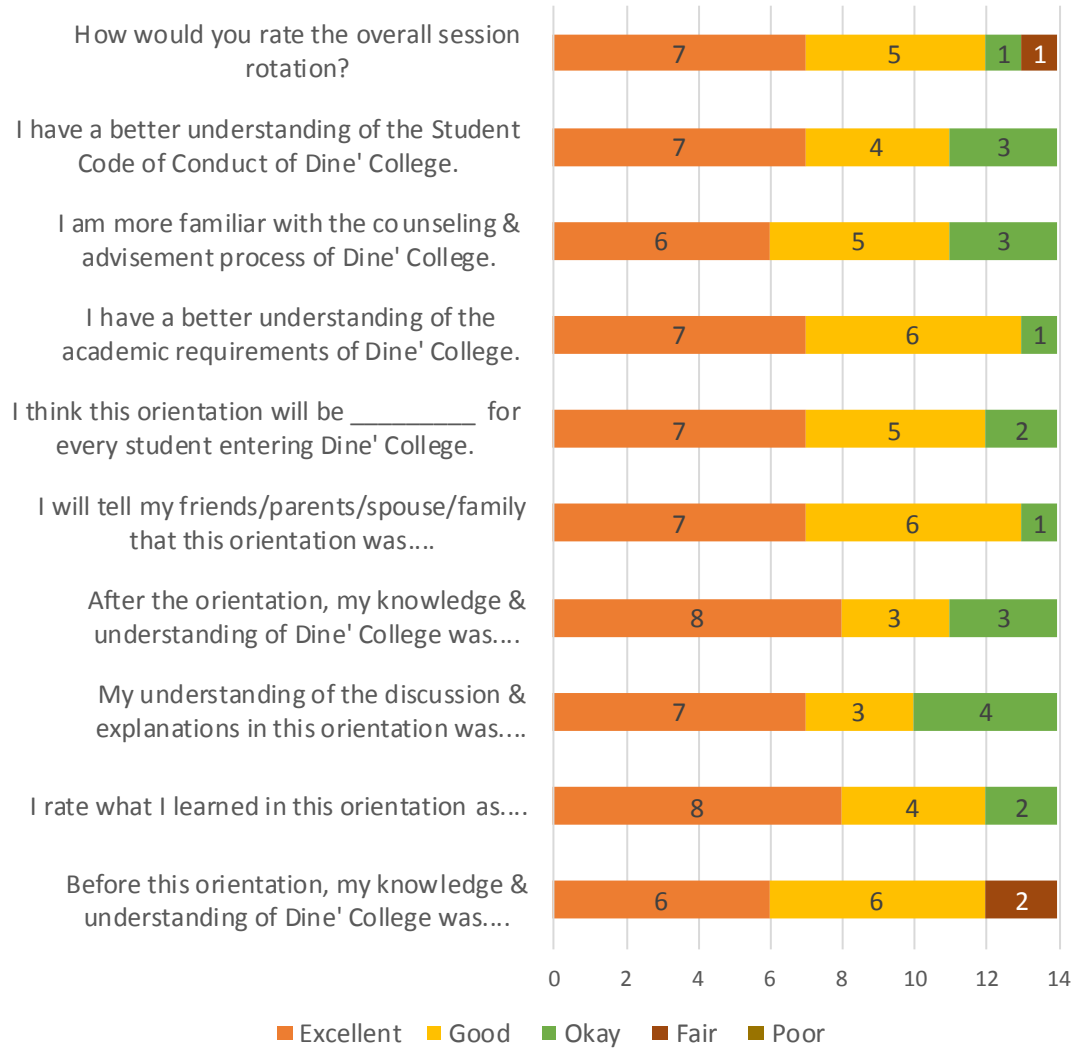
Was there enough time for each session?
N=14



■ Yes ■ No

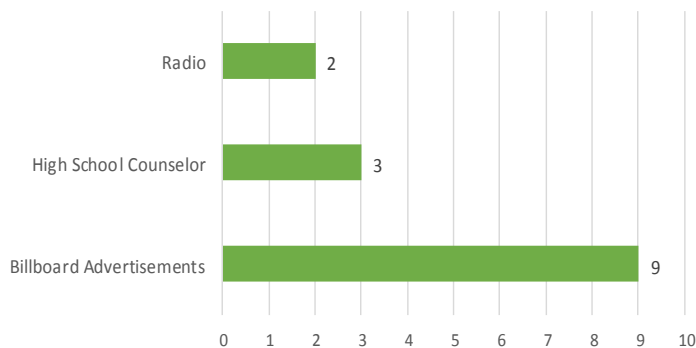
PART II

Part II Program Delivery
Evaluation
N=14



No additional comments were left.

How did you hear about Dine' College?
N=14





INSTITUTIONAL PLANNING & REPORTING

DINÉ COLLEGE - NAVAJO NATION
Creating a Culture of Evidence