



# Graduation Exit Survey

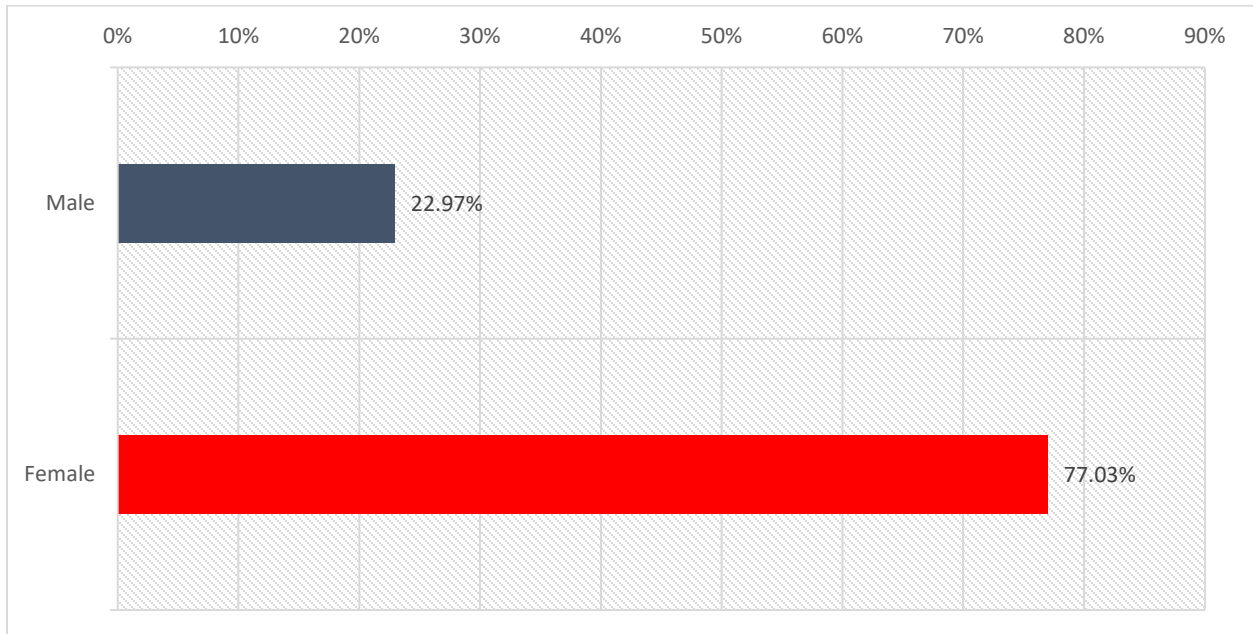
# Fall 2023





# Gender

Answered: 74 Skipped: 0

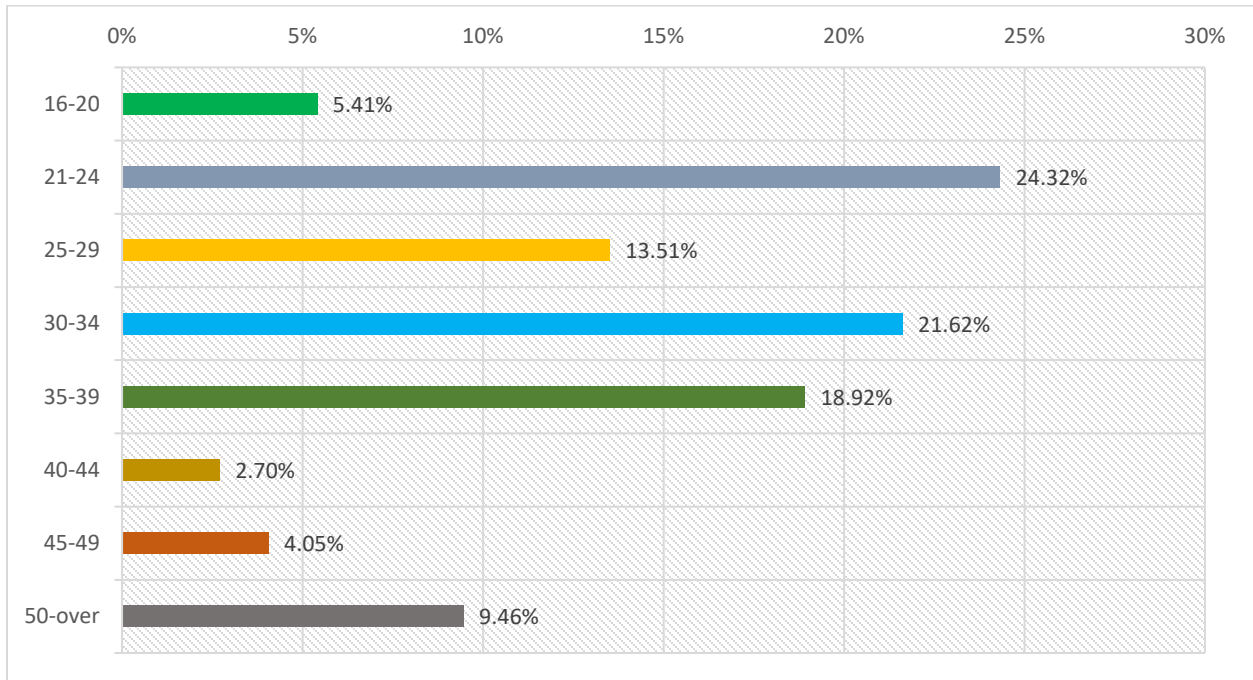


	Percentage	Total
Male	22.97%	17
Female	77.03%	57
Total		74



## Age Group

Answered: 74 Skipped: 0

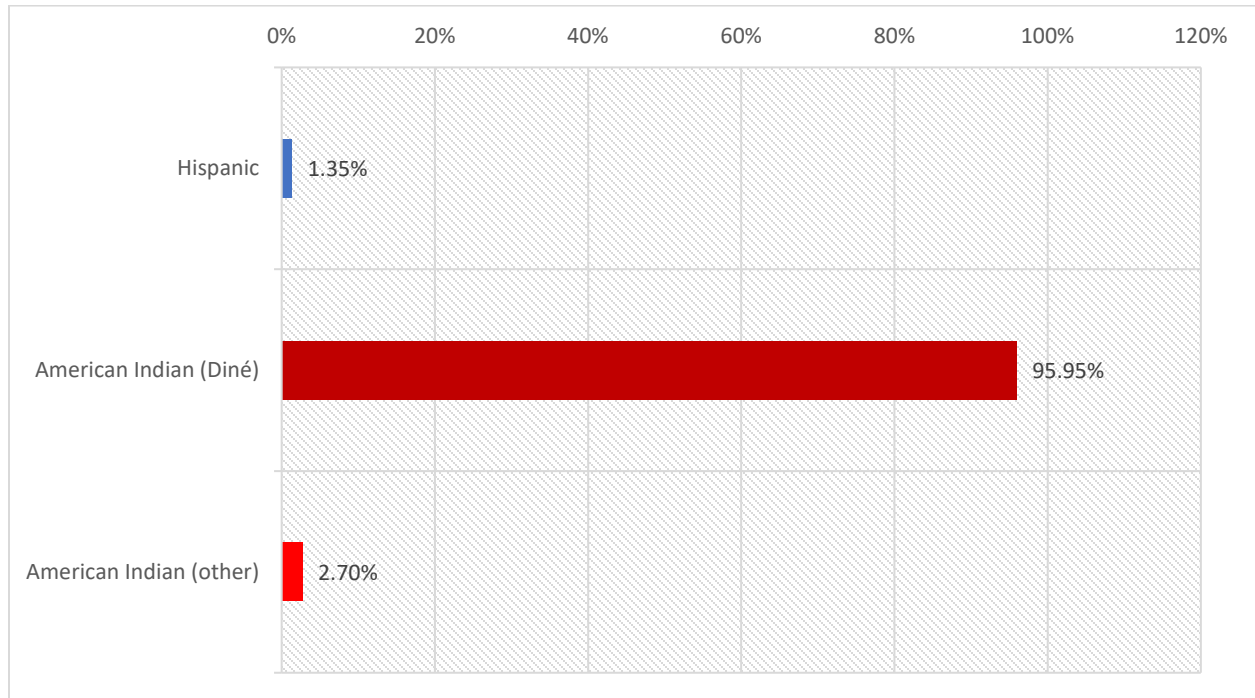


	Percentage	Total
16-20	5.41%	4
21-24	24.32%	18
25-29	13.51%	10
30-34	21.62%	16
35-39	18.92%	14
40-44	2.70%	2
45-49	4.05%	3
50-over	9.46%	7
Total		74



# Ethnicity

Answered: 74 Skipped: 0

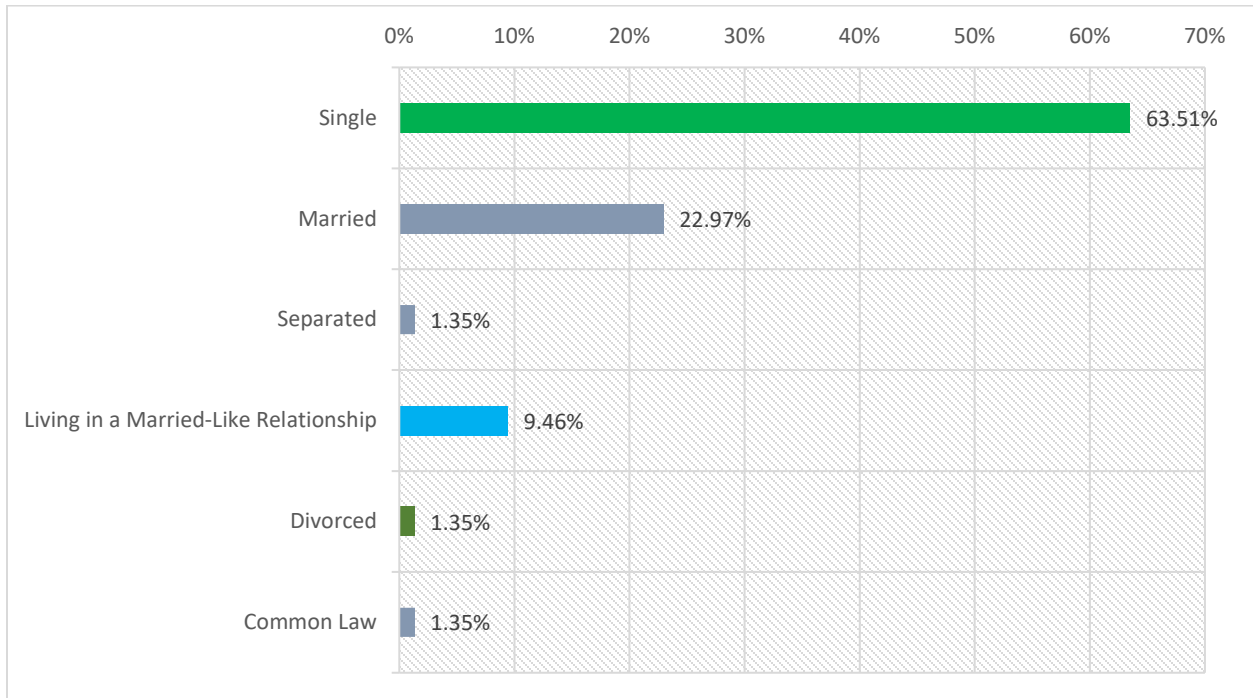


	Percentage	Total
Hispanic	1.35%	1
American Indian (Diné)	95.95%	71
American Indian (other)	2.70%	2
Total		74



# Martial Status

Answered: 74 Skipped: 0

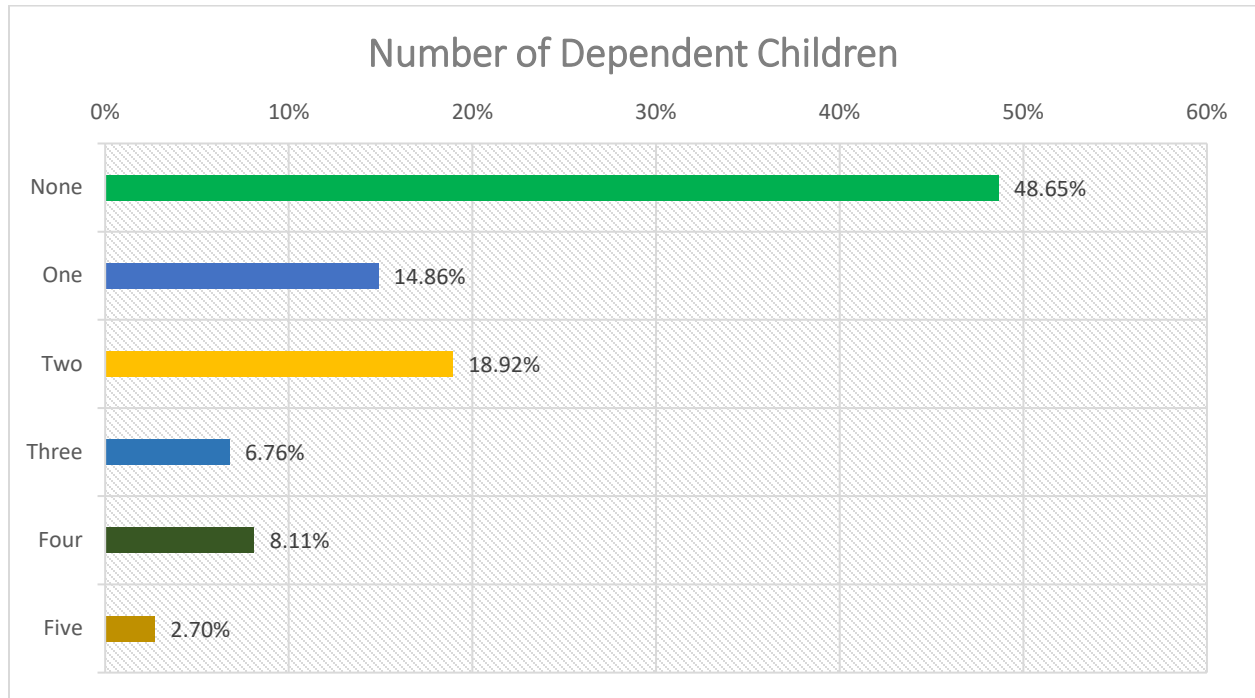


	Percentage	Total
Single	63.51%	47
Married	22.97%	17
Separated	1.35%	1
Living in a Married-Like Relationship	9.46%	7
Divorced	1.35%	1
Common Law	1.35%	1
<b>Total</b>		<b>74</b>



## Number of Dependent Children

Answered: 74 Skipped: 0

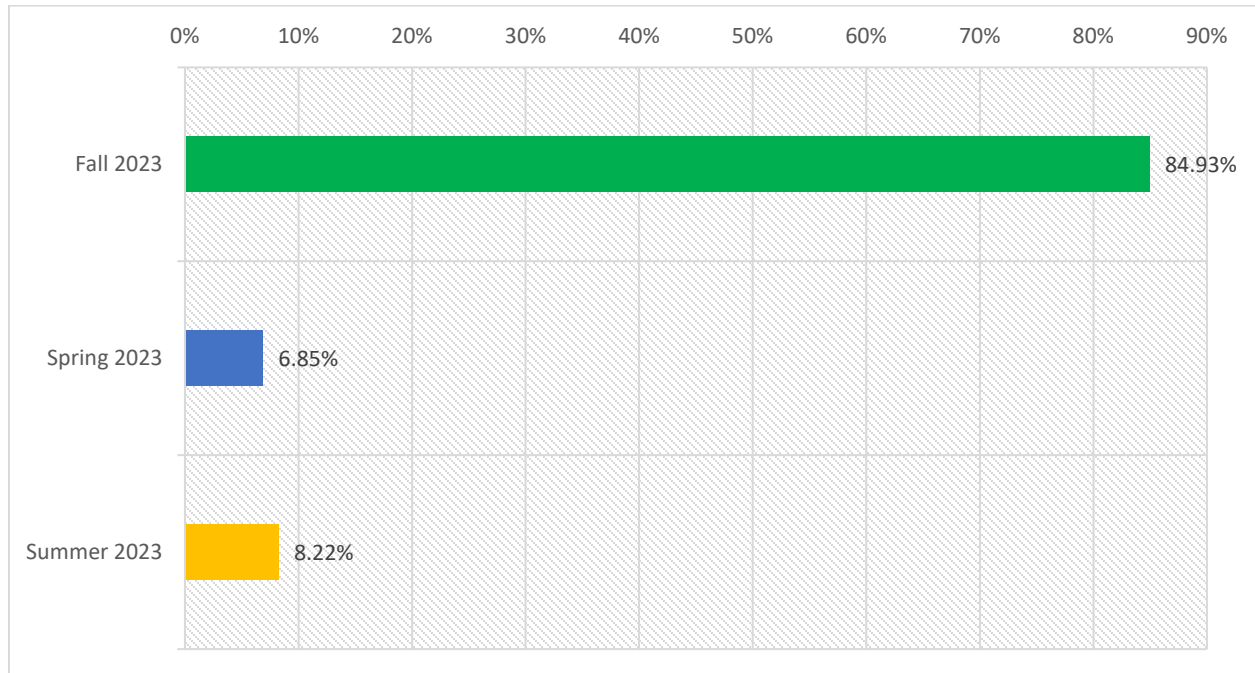


	Percentage	Total
None	48.65%	36
One	14.86%	11
Two	18.92%	14
Three	6.76%	5
Four	8.11%	6
Five	2.70%	2
Total		74



## Term of Degree Completion

Answered: 73 Skipped: 01

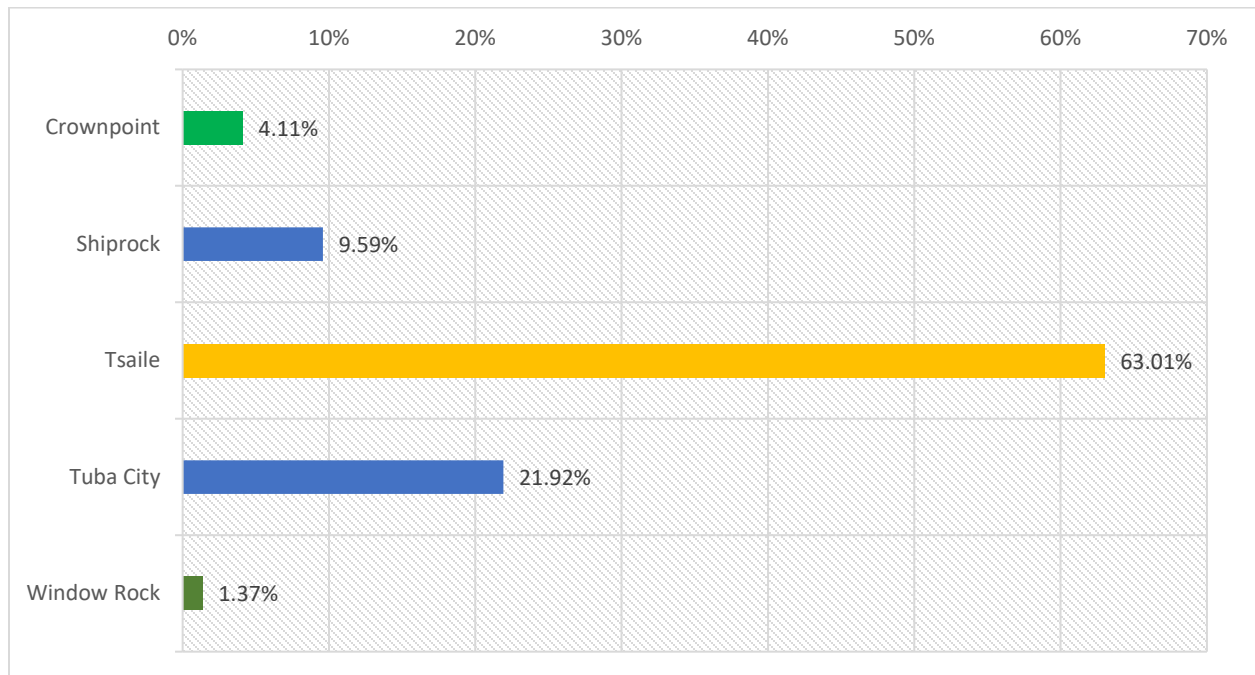


	Percentage	Total
Fall 2023	84.93%	62
Spring 2023	6.85%	5
Summer 2023	8.22%	6
Total		73



## Which campus/center did you take classes most often?

Answered: 73 Skipped: 01

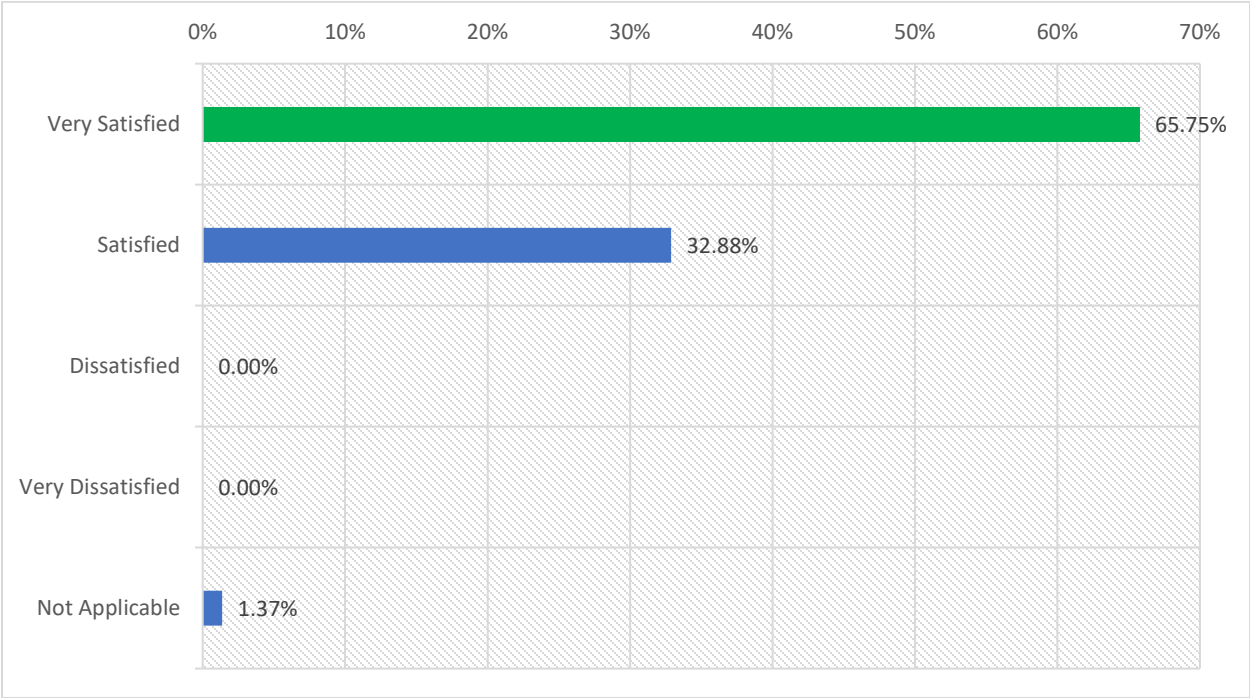


	Percentage	Total
Crownpoint	4.11%	3
Shiprock	9.59%	7
Tsaile	63.01%	46
Tuba City	21.92%	16
Window Rock	1.37%	1
Total		73



# How satisfied were you with the online classes you enrolled in at Diné College?

Answered: 73 Skipped: 01

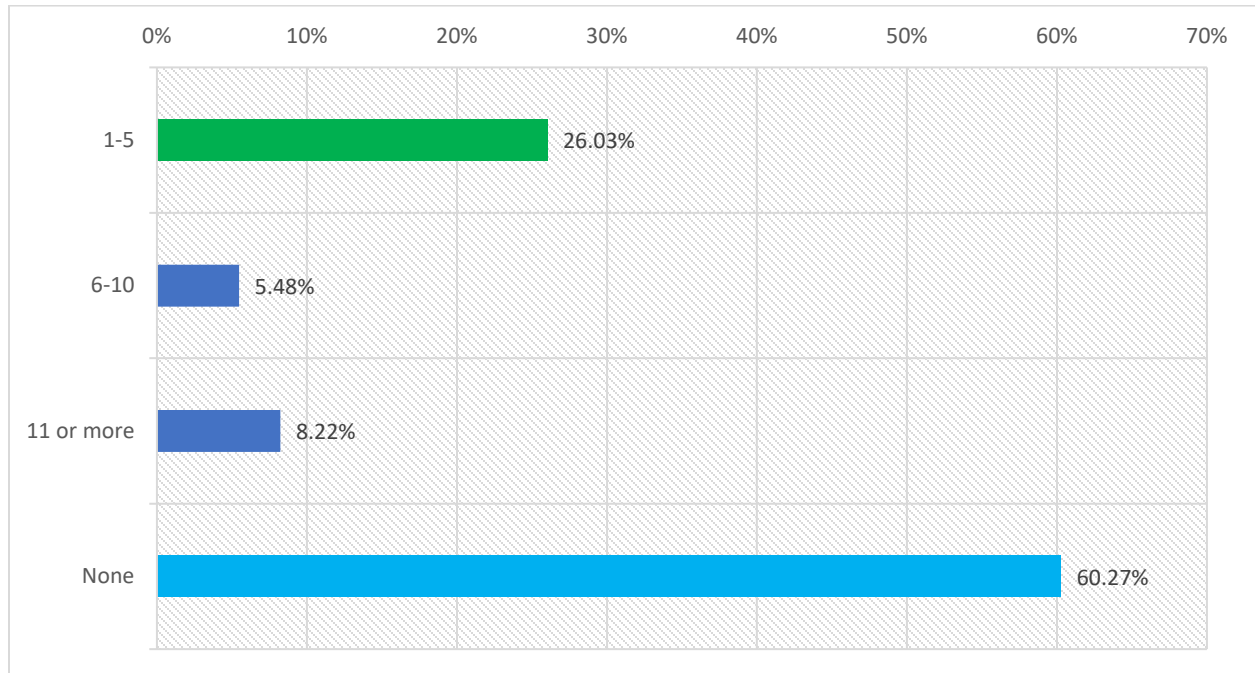


	Percentage	Total
Very Satisfied	65.75%	48
Satisfied	32.88%	24
Dissatisfied	0.00%	0
Very Dissatisfied	0.00%	0
Not Applicable	1.37%	1
Total		73



## How many courses did you take via ITV?

Answered: 73 Skipped: 01

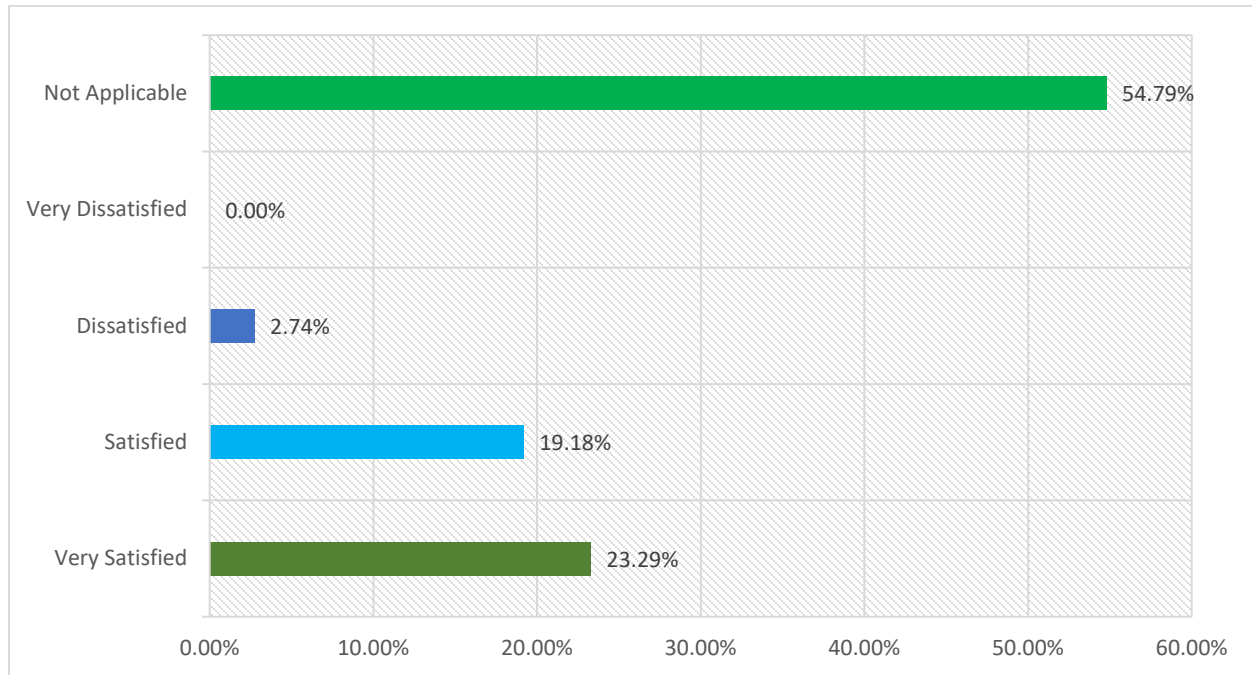


	Percentage	Total
1-5	26.03%	19
6-10	5.48%	4
11 or more	8.22%	6
None	60.27%	44
Total		73



## How satisfied were you with the ITV classes you enrolled in at Diné College?

Answered: 73 Skipped: 01

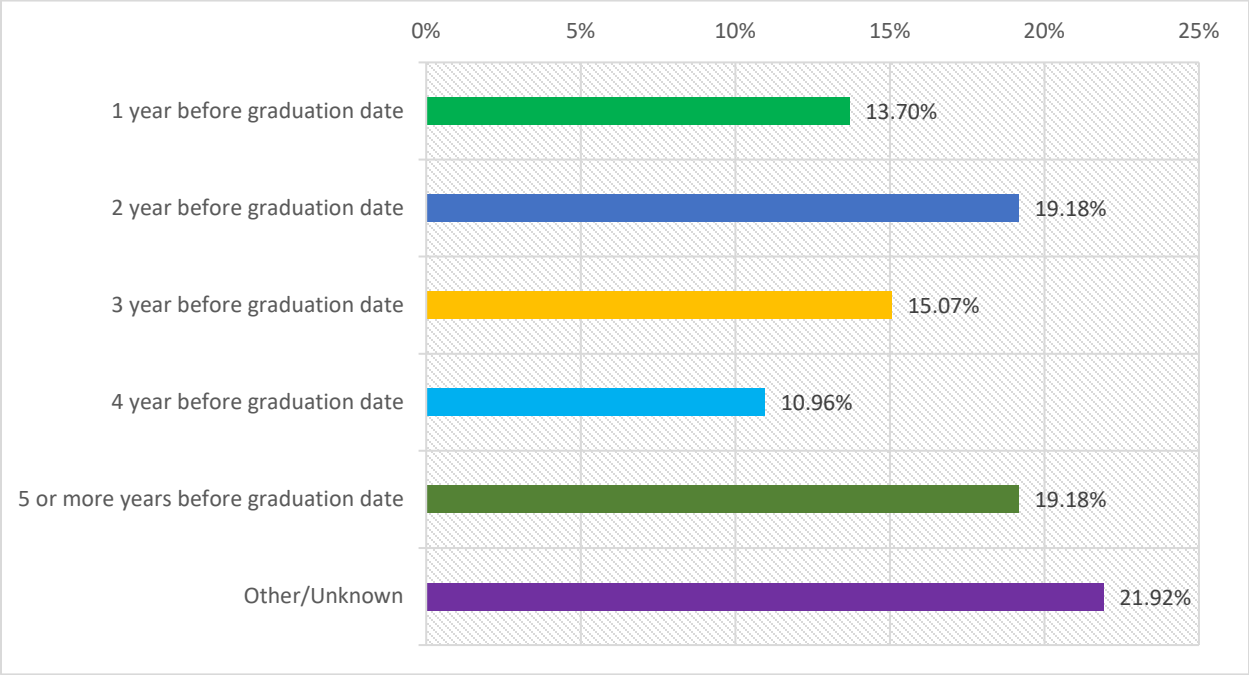


	Percentage	Total
Very Satisfied	23.29%	17
Satisfied	19.18%	14
Dissatisfied	2.74%	2
Very Dissatisfied	0.00%	0
Not Applicable	54.79%	40
Total		73



# How long did it take to complete your degree program?

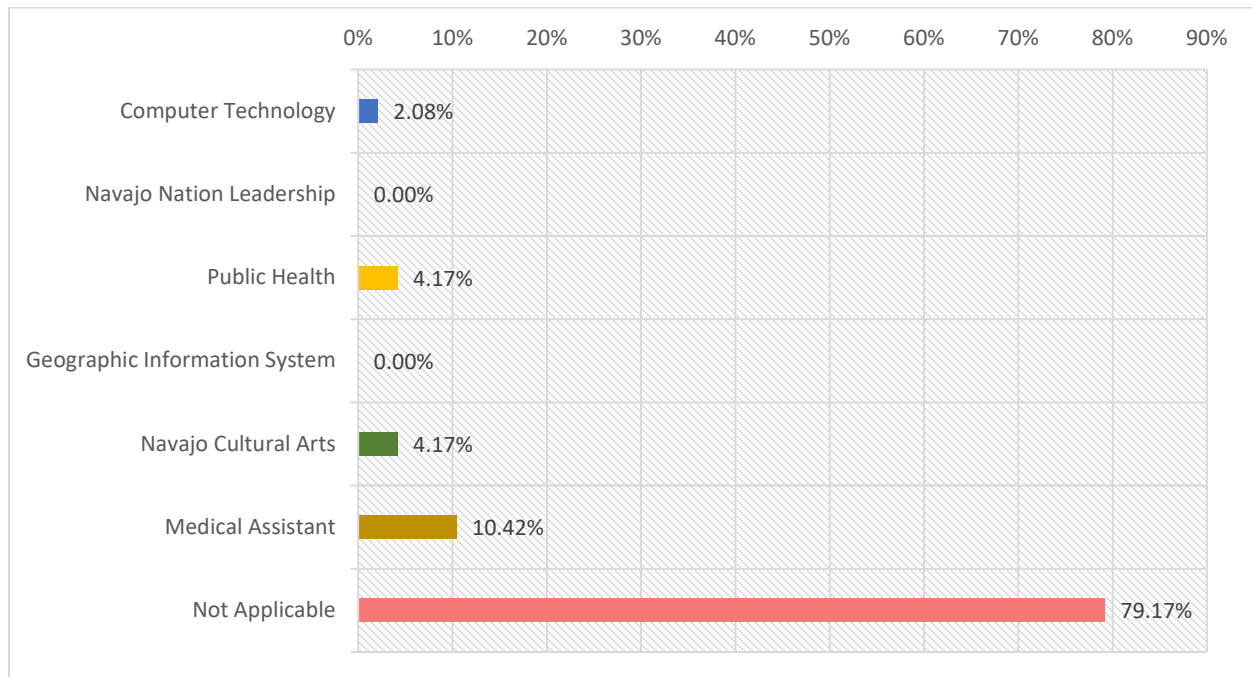
Answered: 73   Skipped: 01





## Certificate you will graduating with?

Answered: 48 Skipped: 26

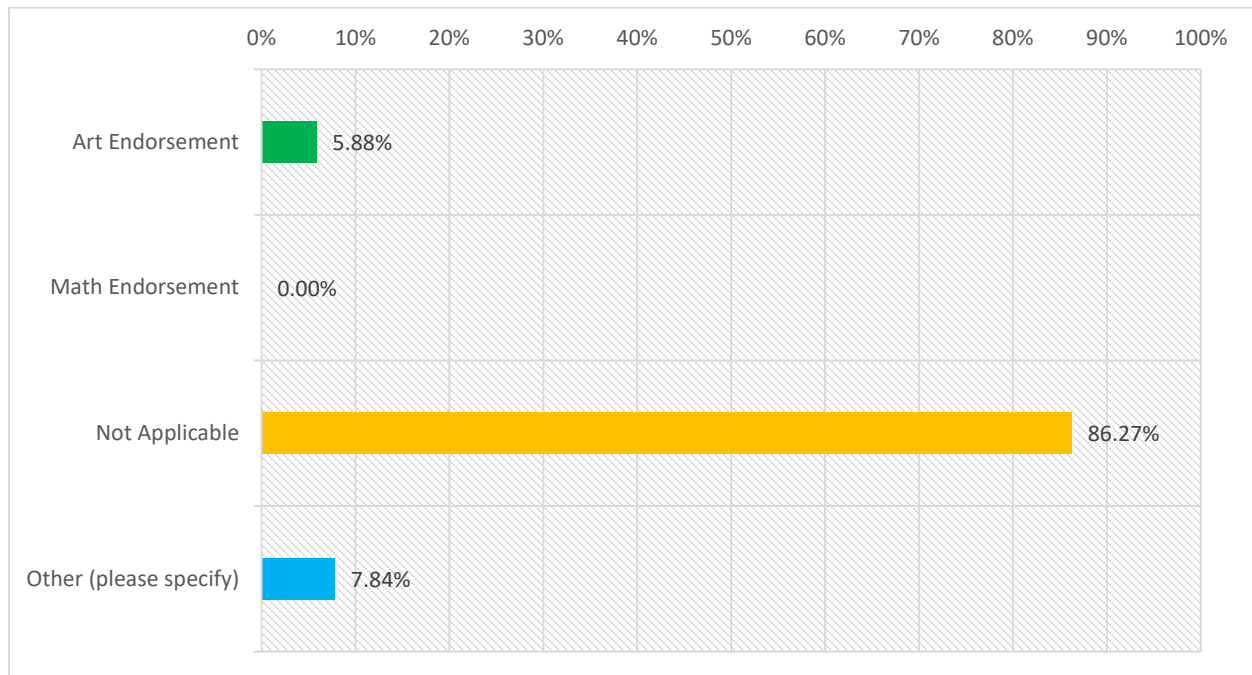


	Percentage	Total
Computer Technology	2.08%	1
Navajo Nation Leadership	0.00%	0
Public Health	4.17%	2
Geographic Information System	0.00%	0
Navajo Cultural Arts	4.17%	2
Medical Assistant	10.42%	5
Not Applicable	79.17%	38
<b>Total</b>		<b>48</b>



## Endorsement program you will graduating with?

Answered: 51 Skipped: 23

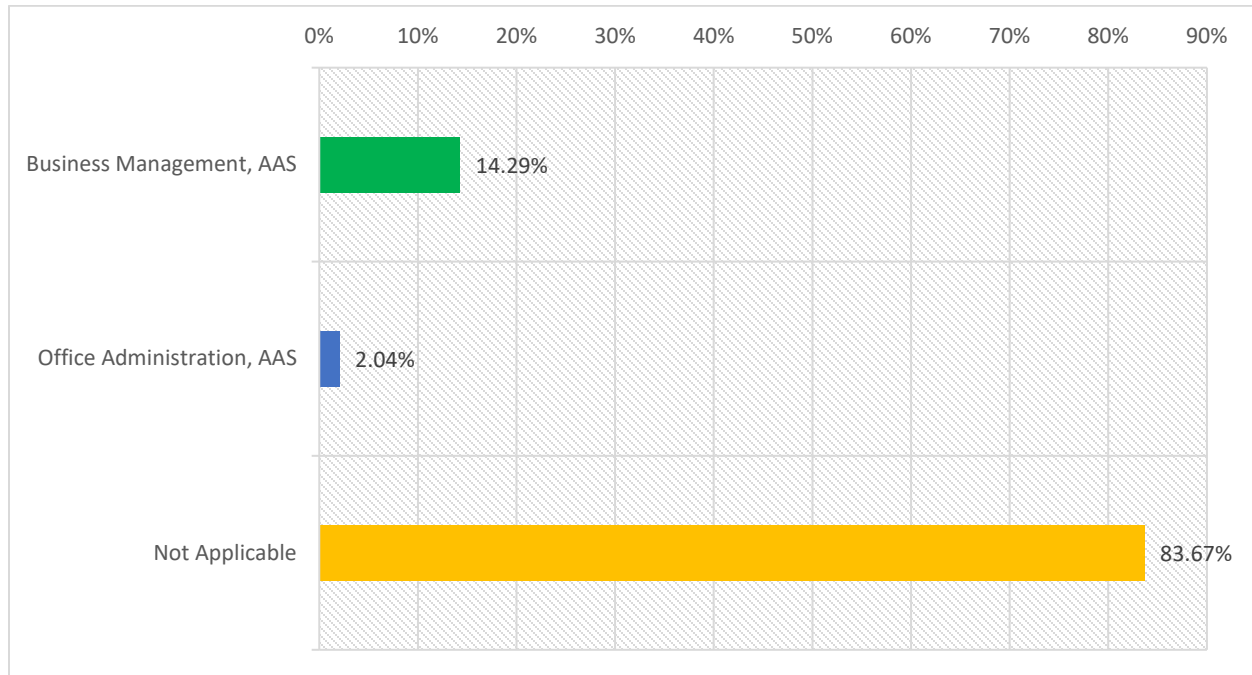


	Percentage	Total
Art Endorsement	5.88%	3
Math Endorsement	0.00%	0
Not Applicable	86.27%	44
Other (please specify)	7.84%	4
<b>Total</b>		<b>51</b>



## Associate of Applied Science Degree(s) you will be graduating with?

Answered: 49 Skipped: 25

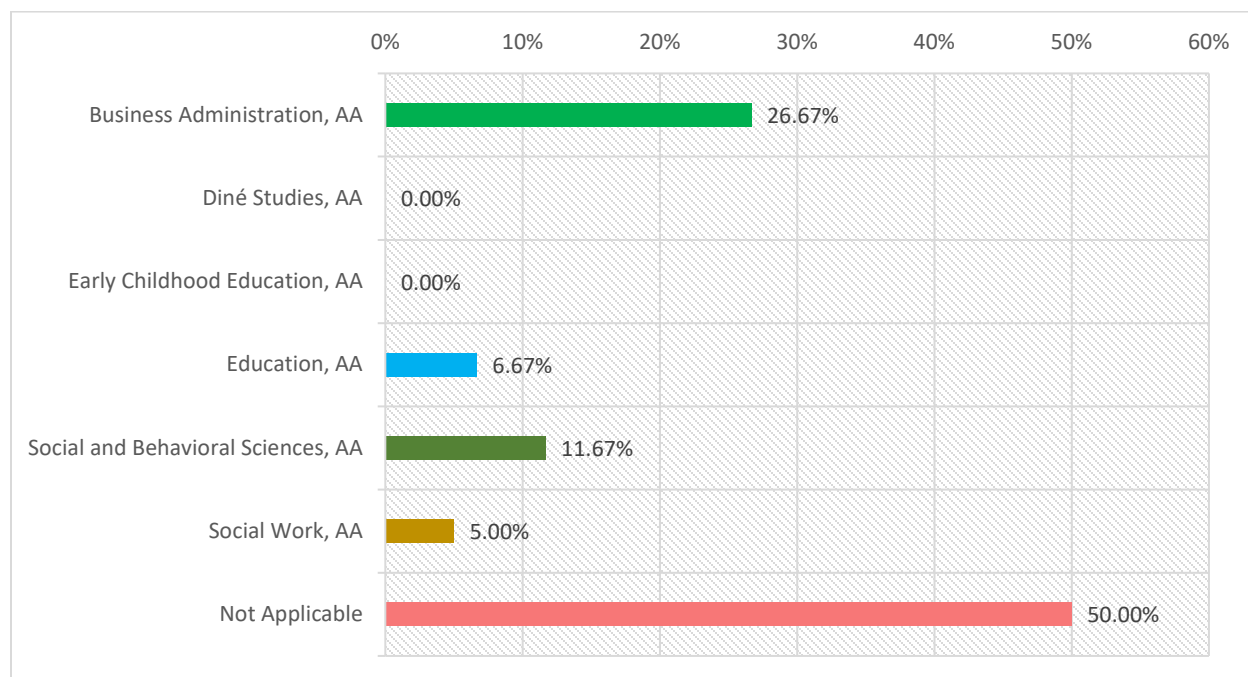


	Percentage	Total
Business Management, AAS	14.29%	7
Office Administration, AAS	2.04%	1
Not Applicable	83.67%	41
Total		49



## Associate of Arts Degree(s) you will be graduating with?

Answered: 49 Skipped: 25

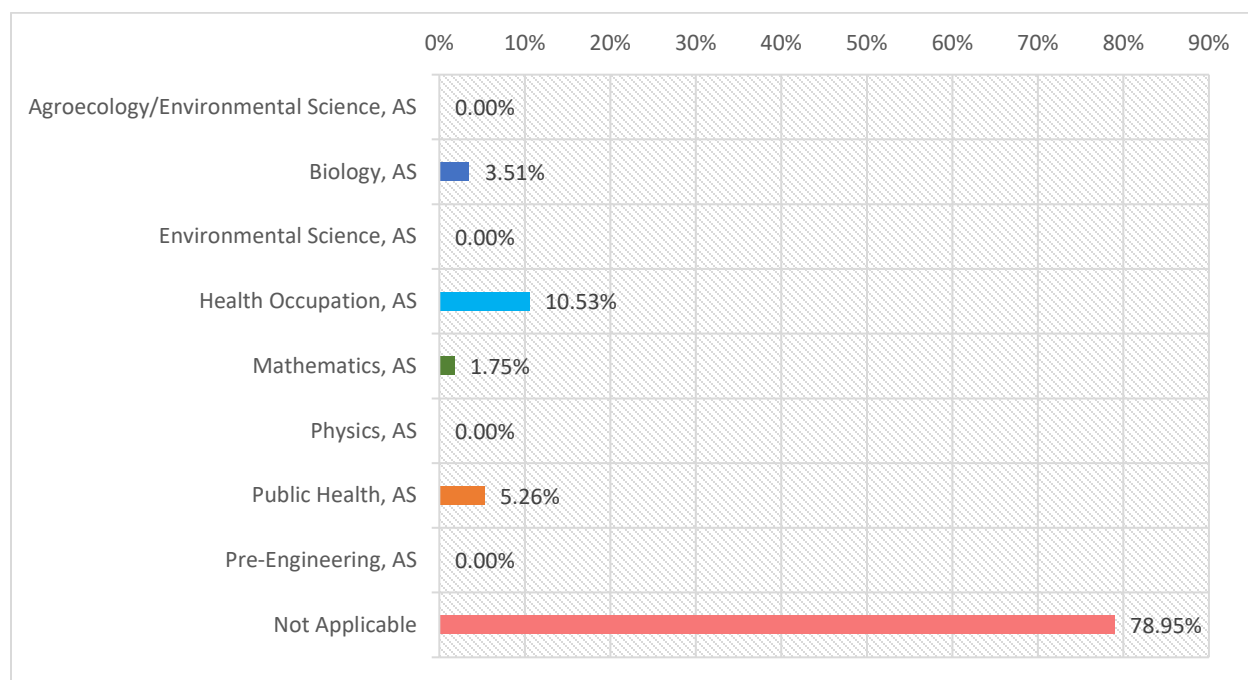


	Percentage	Total
Business Administration, AA	26.67%	16
Diné Studies, AA	0.00%	0
Early Childhood Education, AA	0.00%	0
Education, AA	6.67%	4
Social and Behavioral Sciences, AA	11.67%	7
Social Work, AA	5.00%	3
Not Applicable	50.00%	30
<b>Total</b>		<b>60</b>



## Associate of Science Degree(s) you will be graduating with?

Answered: 57 Skipped: 17

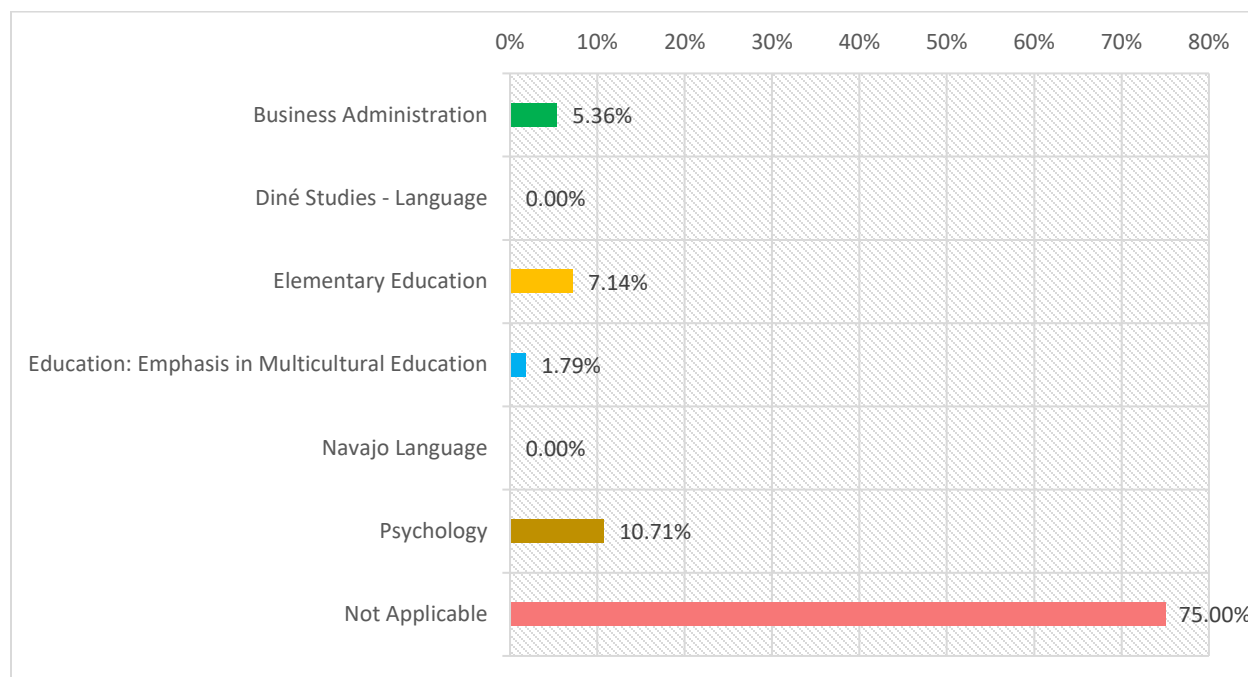


	Percentage	Total
Agroecology/Environmental Science, AS	0.00%	0
Biology, AS	3.51%	2
Environmental Science, AS	0.00%	0
Health Occupation, AS	10.53%	6
Mathematics, AS	1.75%	1
Physics, AS	0.00%	0
Public Health, AS	5.26%	3
Pre-Engineering, AS	0.00%	0
Not Applicable	78.95%	45
<b>Total</b>		<b>57</b>



## Bachelor of Arts Degree(s) you will be graduating with?

Answered: 56 Skipped: 18

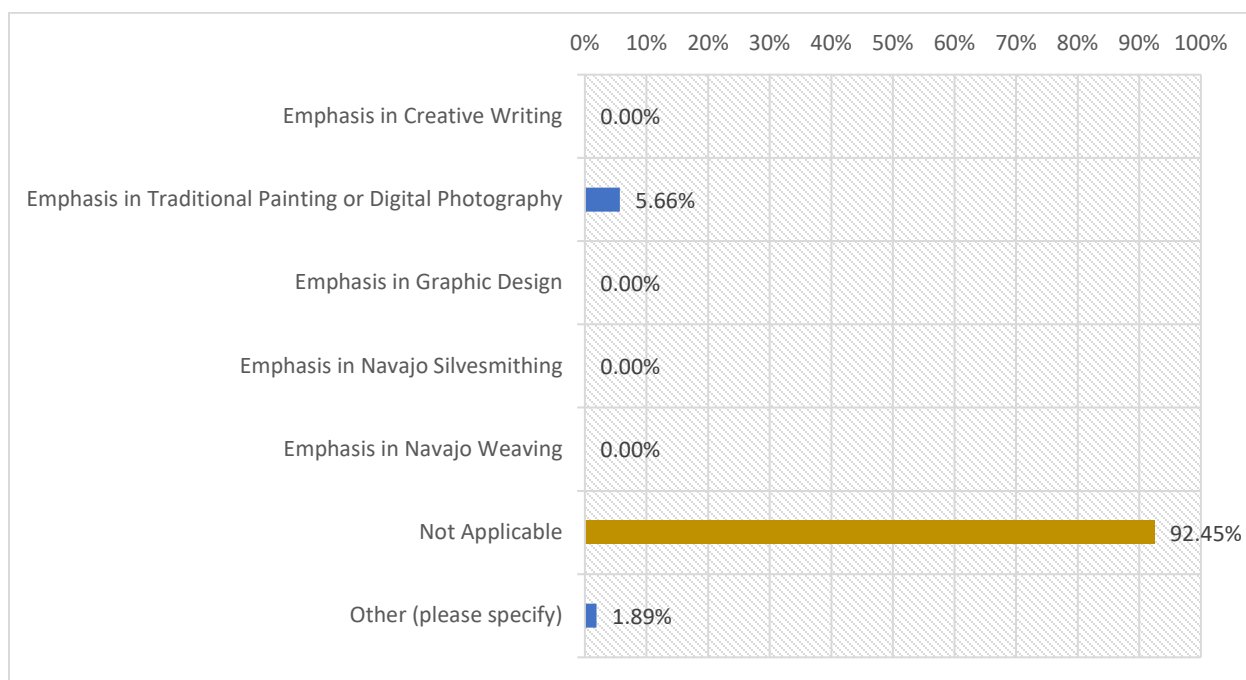


	Percentage	Total
Business Administration	5.36%	3
Diné Studies - Language	0.00%	0
Elementary Education	7.14%	4
Education: Emphasis in Multicultural Education	1.79%	1
Navajo Language	0.00%	0
Psychology	10.71%	6
Not Applicable	75.00%	42
<b>Total</b>		<b>56</b>



## Bachelor of Fine Arts Degree(s) you will be graduating with?

Answered: 53 Skipped: 21

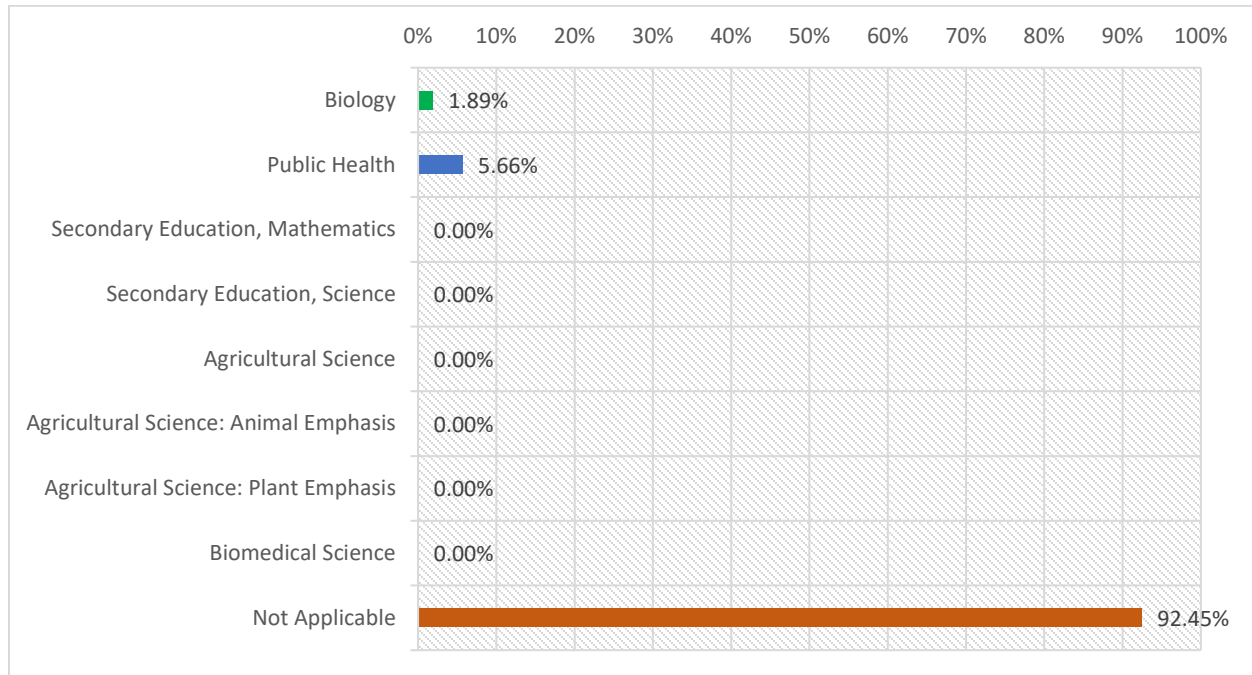


	Percentage	Total
Emphasis in Creative Writing	0.00%	0
Emphasis in Traditional Painting or Digital Photography	5.66%	3
Emphasis in Graphic Design	0.00%	0
Emphasis in Navajo Silversmithing	0.00%	0
Emphasis in Navajo Weaving	0.00%	0
Not Applicable	92.45%	49
Other (please specify)	1.89%	1
<b>Total</b>		<b>53</b>



## Bachelor of Science Degree(s) you will be graduating with?

Answered: 53 Skipped: 21

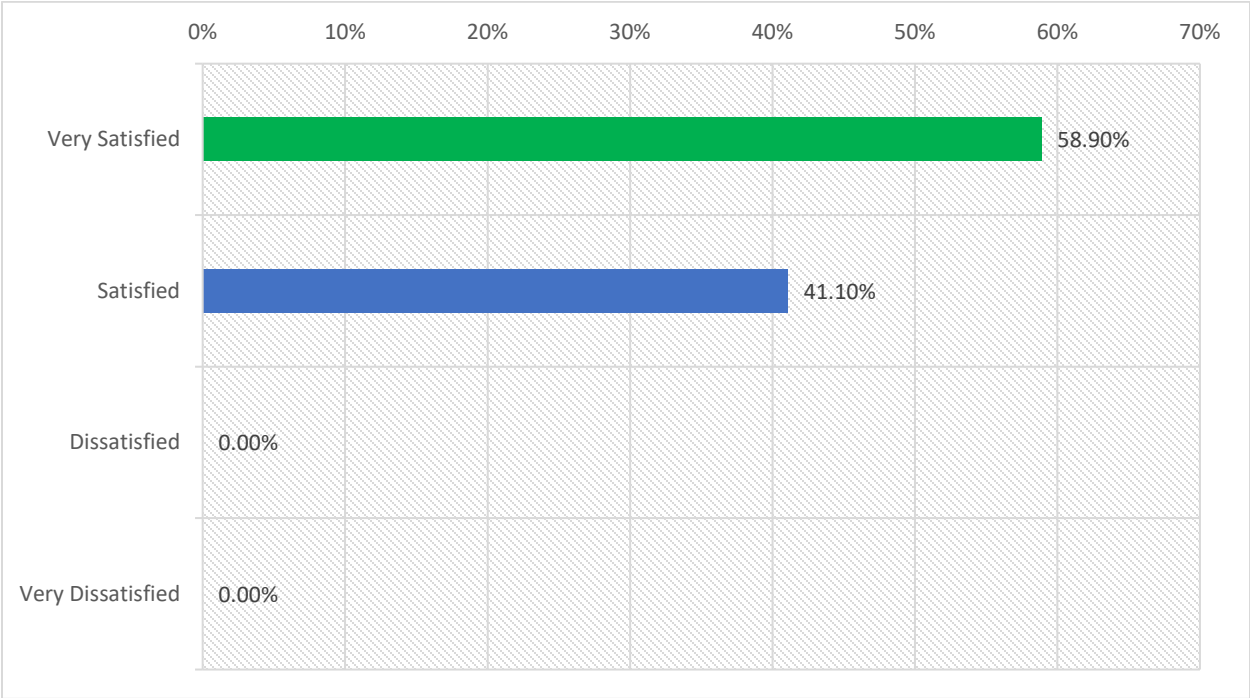


	Percentage	Total
Biology	1.89%	1
Public Health	5.66%	3
Secondary Education, Mathematics	0.00%	0
Secondary Education, Science	0.00%	0
Agricultural Science	0.00%	0
Agricultural Science: Animal Emphasis	0.00%	0
Agricultural Science: Plant Emphasis	0.00%	0
Biomedical Science	0.00%	0
Not Applicable	92.45%	49
<b>Total</b>		<b>53</b>



# How satisfied are you with the overall quality of instruction at Diné College?

Answered: 73 Skipped: 01

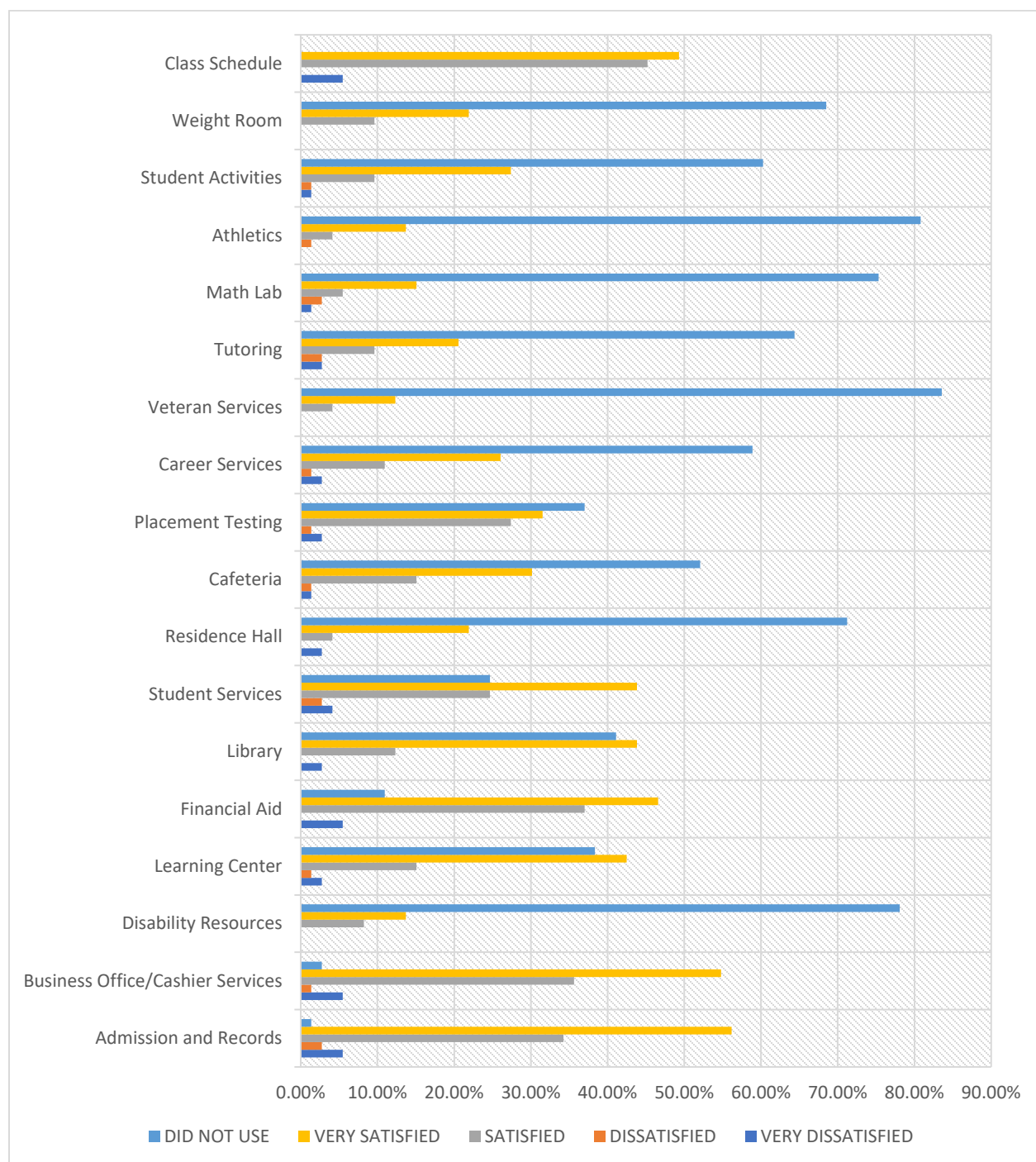


	Percentage	Total
Very Satisfied	58.90%	43
Satisfied	41.10%	30
Dissatisfied	0.00%	0
Very Dissatisfied	0.00%	0
<b>Total</b>		<b>73</b>



# How satisfied are you with the following services used while attending Diné College?

Answered: 73 Skipped: 01



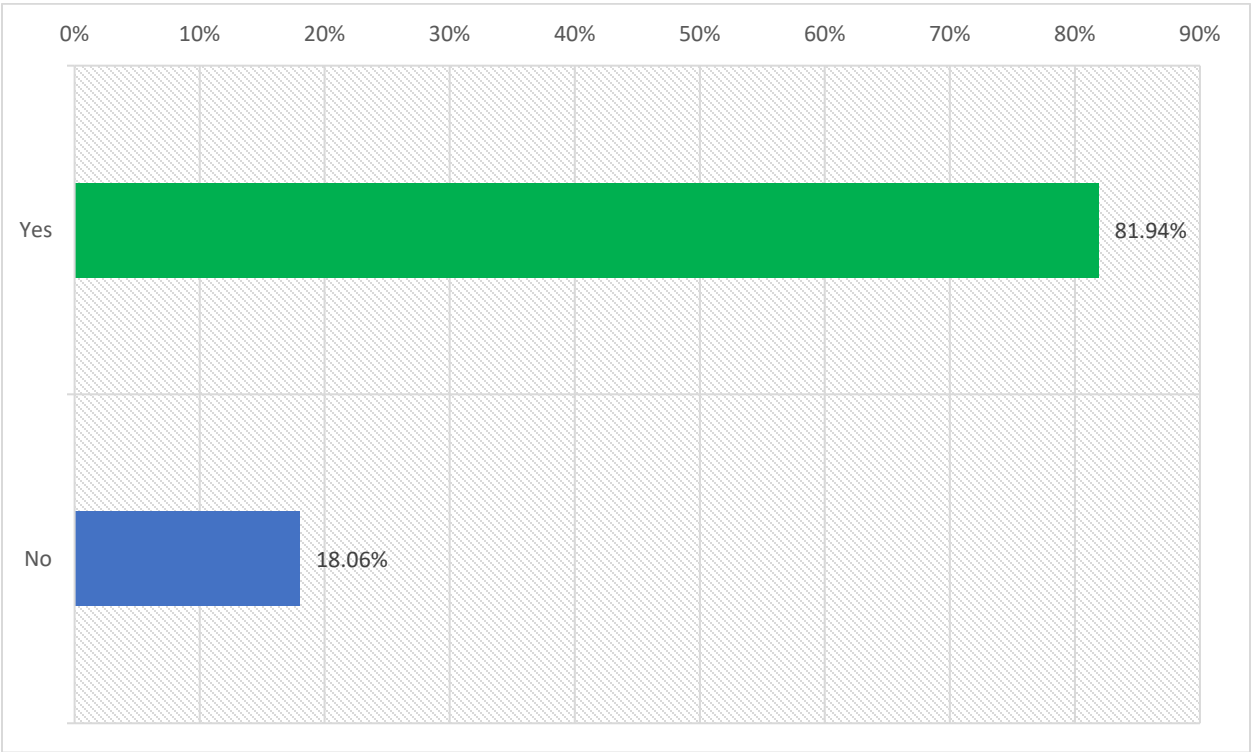


	VERY DISSATISFIED	DISSATISFIED	SATISFIED	VERY SATISFIED	DID NOT USE
Admission and Records	5.48%	2.74%	34.25%	56.16%	1.37%
Business Office/Cashier Services	5.48%	1.37%	35.62%	54.79%	2.74%
Disability Resources	0.00%	0.00%	8.22%	13.70%	78.08%
Learning Center	2.74%	1.37%	15.07%	42.47%	38.36%
Financial Aid	5.48%	0.00%	36.99%	46.58%	10.96%
Library	2.74%	0.00%	12.33%	43.84%	41.10%
Student Services	4.11%	2.74%	24.66%	43.84%	24.66%
Residence Hall	2.74%	0.00%	4.11%	21.92%	71.23%
Cafeteria	1.37%	1.37%	15.07%	30.14%	52.05%
Placement Testing	2.74%	1.37%	27.40%	31.51%	36.99%
Career Services	2.74%	1.37%	10.96%	26.03%	58.90%
Veteran Services	0.00%	0.00%	4.11%	12.33%	83.56%
Tutoring	2.74%	2.74%	9.59%	20.55%	64.38%
Math Lab	1.37%	2.74%	5.48%	15.07%	75.34%
Athletics	0.00%	1.37%	4.11%	13.70%	80.82%
Student Activities	1.37%	1.37%	9.59%	27.40%	60.27%
Weight Room	0.00%	0.00%	9.59%	21.92%	68.49%
Class Schedule	5.48%	0.00%	45.21%	49.32%	0.00%



# Did you receive academic advising while attending Diné College?

Answered: 72    Skipped: 02

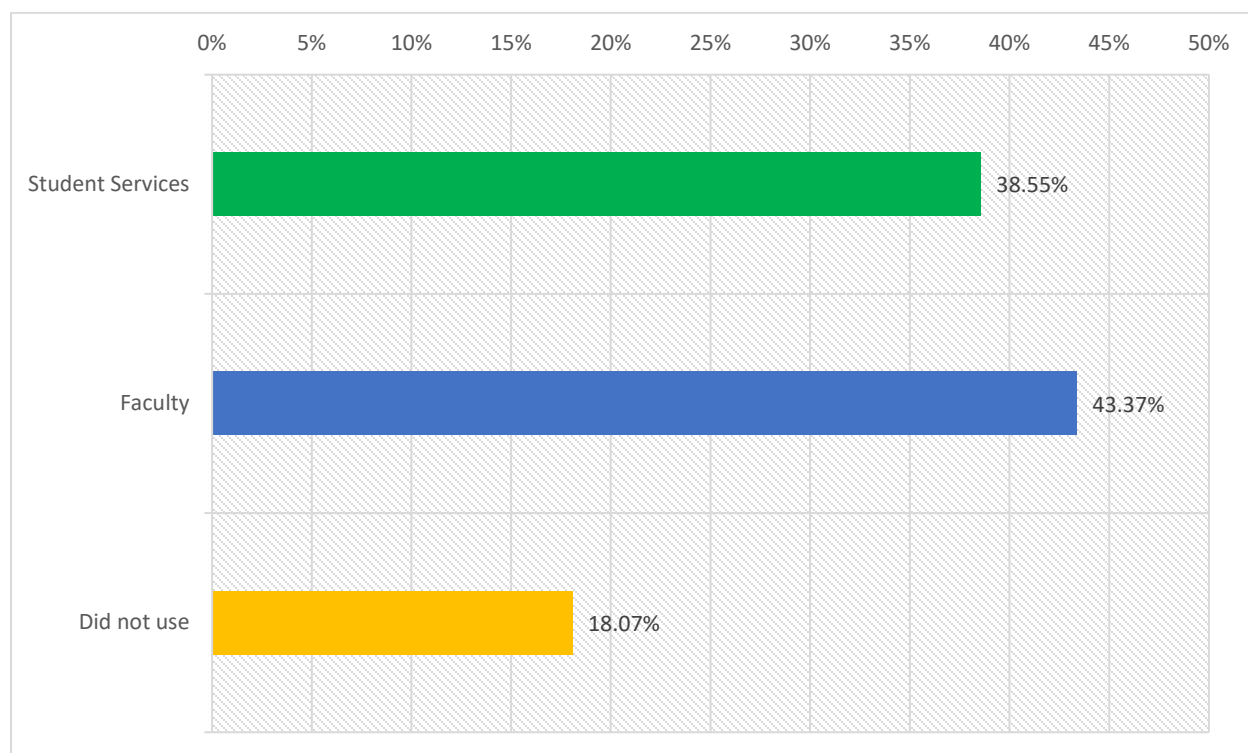


	Percentage	Total
Yes	81.94%	59
No	18.06%	13
	Total	72



## If you received academic advising at Diné College, from whom did you received academic advising?

Answered: 70 Skipped: 04

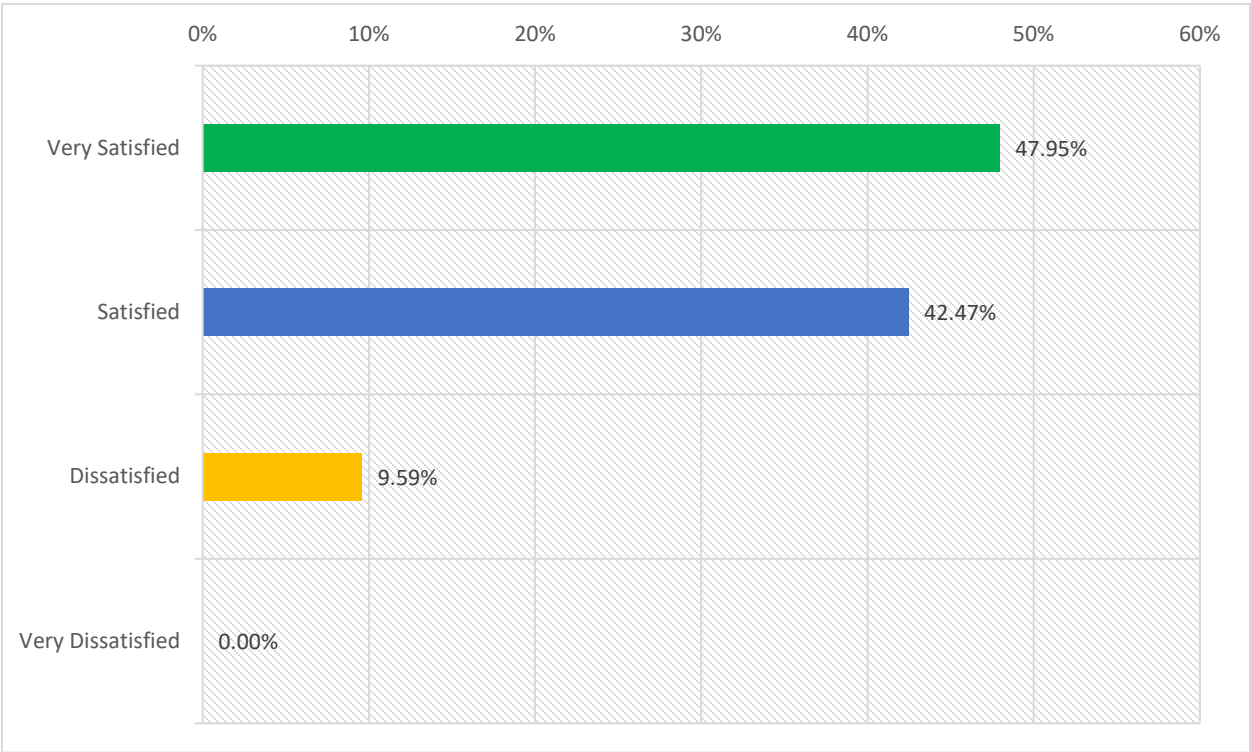


	Percentage	Total
Student Services	38.55%	32
Faculty	43.37%	36
Did not use	18.07%	15
<b>Total</b>		<b>83</b>



# How satisfied were you with the academic advising you received at Diné College?

Answered: 73   Skipped: 01

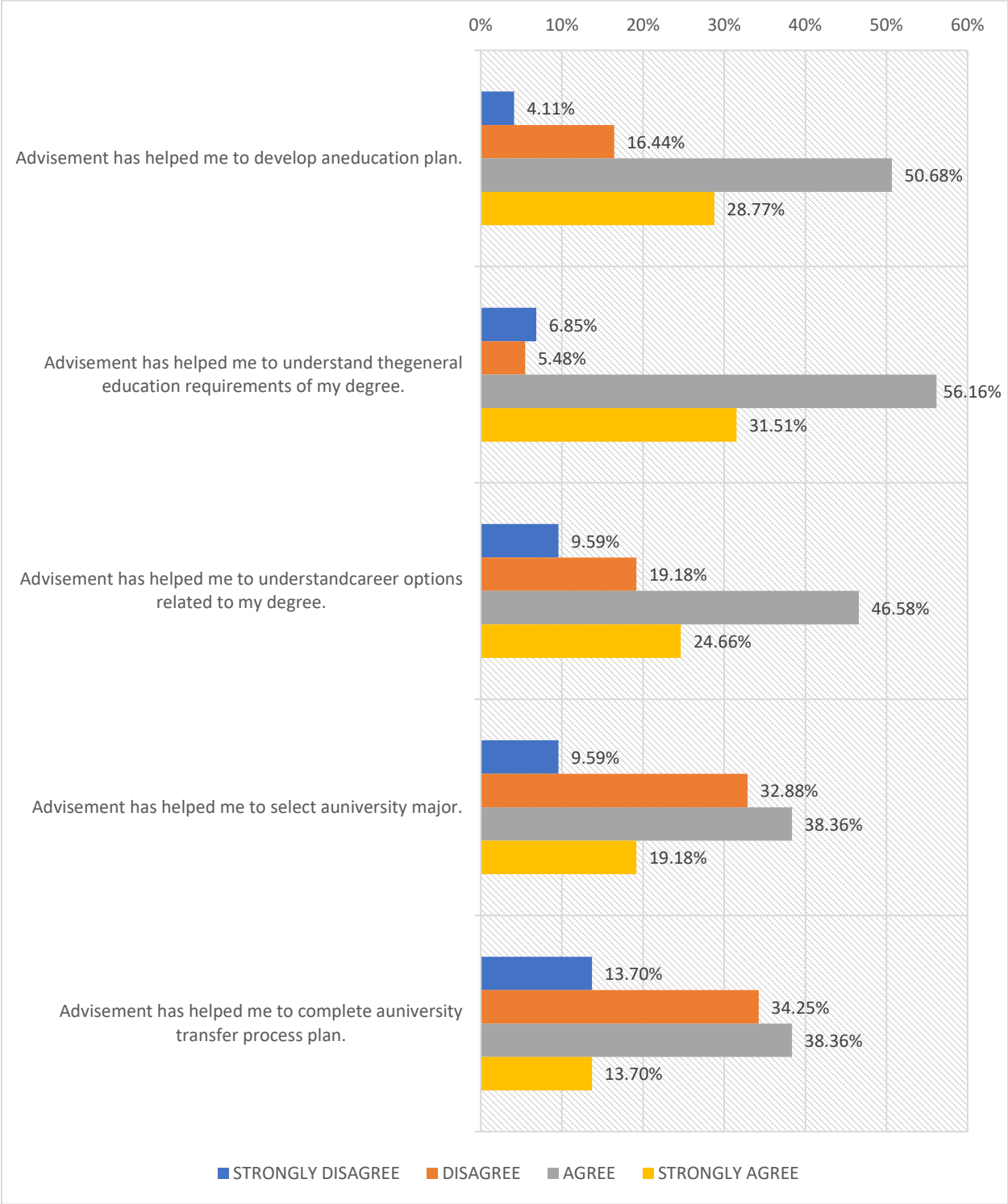


	Percentage	Total
Very Satisfied	47.95%	35
Satisfied	42.47%	31
Dissatisfied	9.59%	7
Very Dissatisfied	0.00%	0
Total		73



# Student's rate level with the following statements?

Answered: 73   Skipped: 01



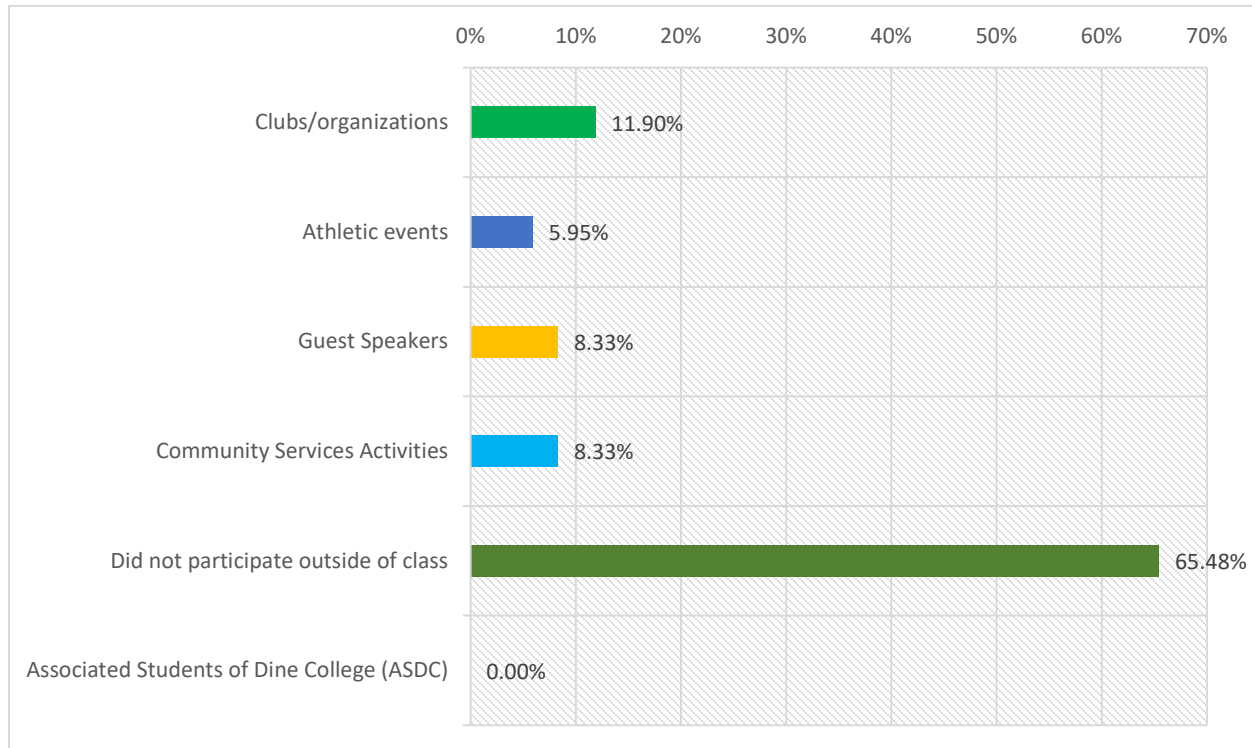


	<b>STRONGLY DISAGREE</b>	<b>DISAGREE</b>	<b>AGREE</b>	<b>STRONGLY AGREE</b>
Advisement has helped me to develop an education plan.	4.11%	16.44%	50.68%	28.77%
Advisement has helped me to understand the general education requirements of my degree.	6.85%	5.48%	56.16%	31.51%
Advisement has helped me to understand career options related to my degree.	9.59%	19.18%	46.58%	24.66%
Advisement has helped me to select a university major.	9.59%	32.88%	38.36%	19.18%
Advisement has helped me to complete a university transfer process plan.	13.70%	34.25%	38.36%	13.70%



## What student activities at Diné College have you been involved with outside of class?

Answered: 73 Skipped: 01

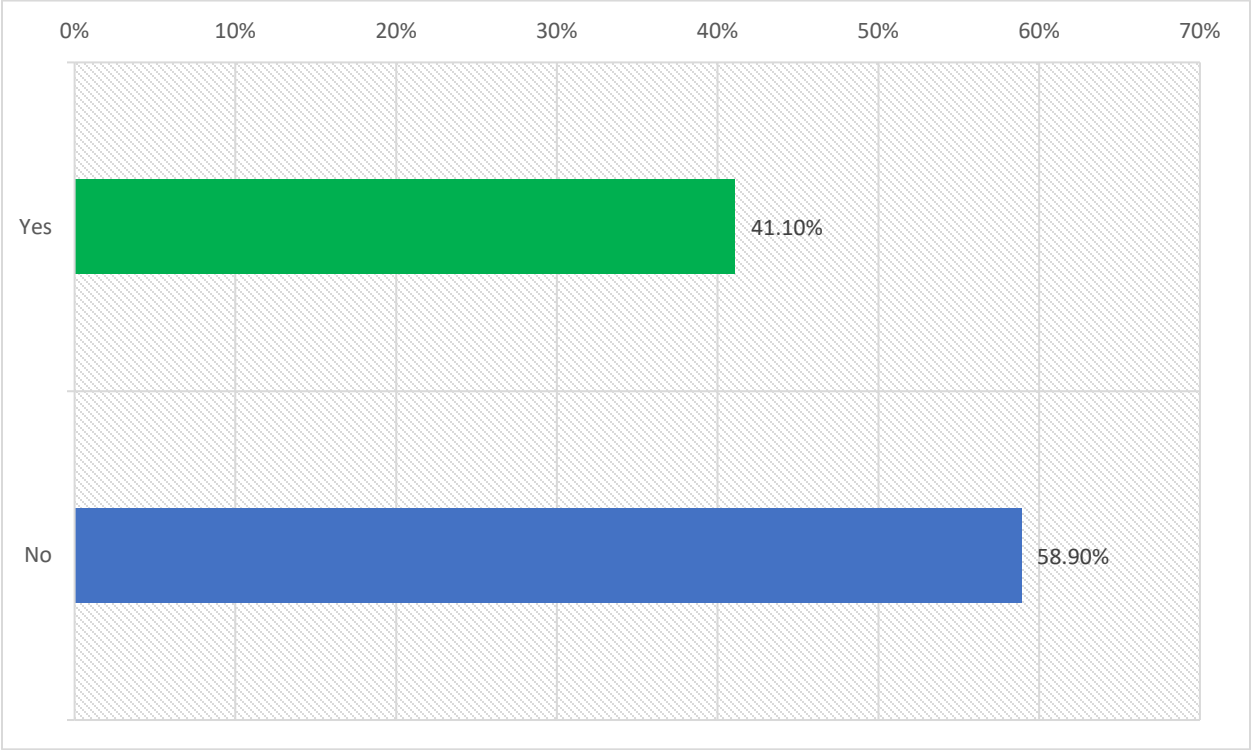


	Percentage	Total
Clubs/organizations	11.90%	10
Athletic events	5.95%	5
Guest Speakers	8.33%	7
Community Services Activities	8.33%	7
Did not participate outside of class	65.48%	55
Associated Students of Dine College (ASDC)	0.00%	0
<b>Total</b>		<b>84</b>



# Do you plan to transfer to a four-year university?

Answered: 73 Skipped: 01

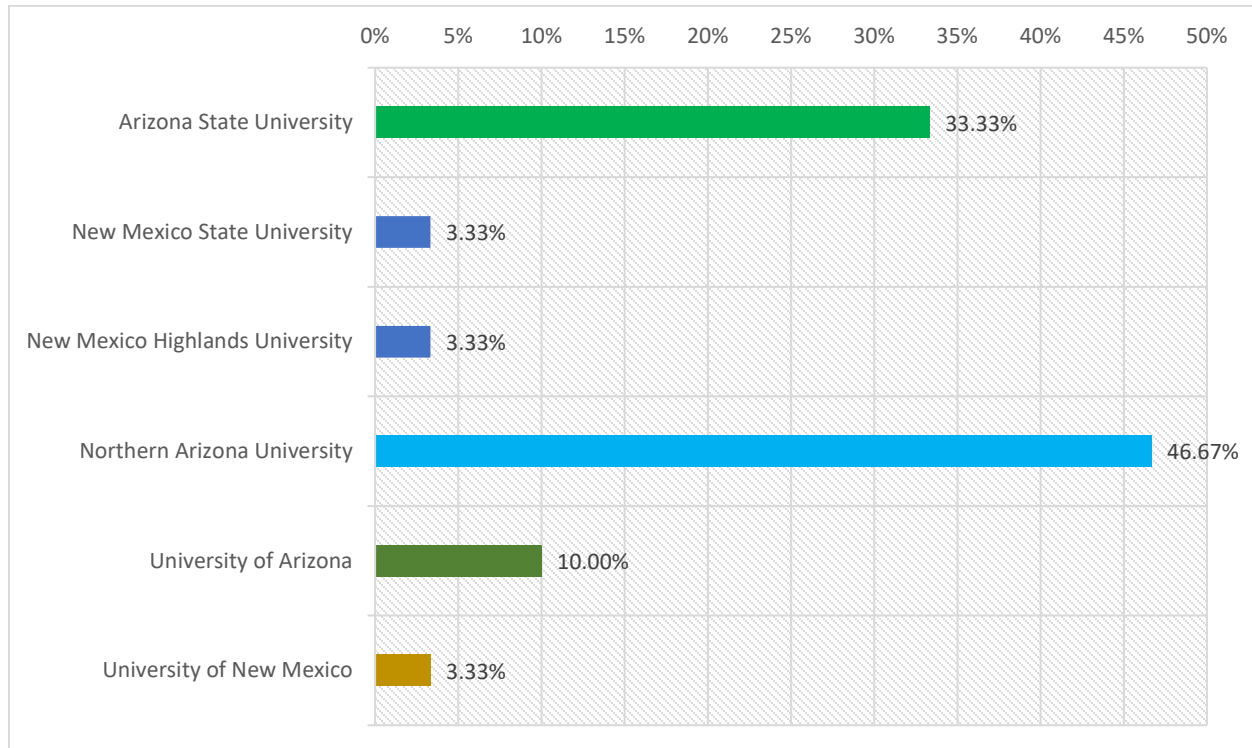


	Percentage	Total
Yes	41.10%	30
No	58.90%	43
Total		73



## If you plan to transfer, which four-year college or university do you plan to transfer to?

Answered: 30 Skipped: 44

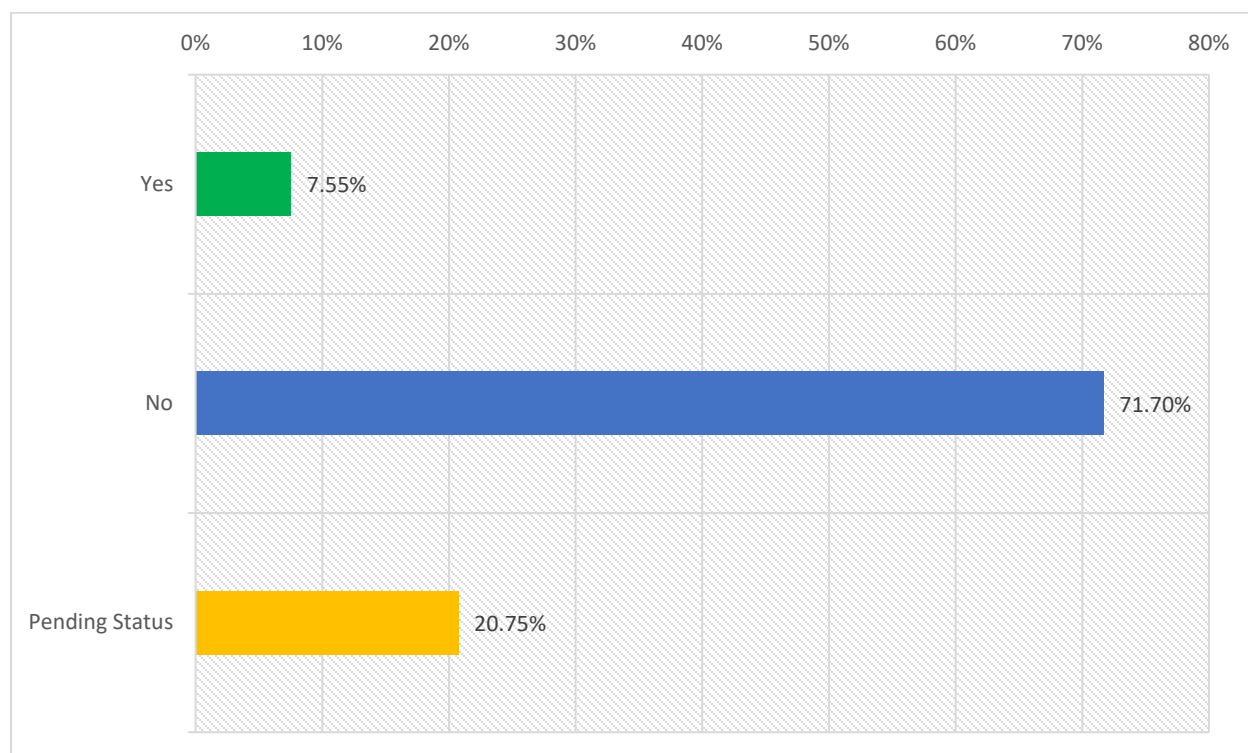


	Percentage	Total
Arizona State University	33.33%	10
New Mexico State University	3.33%	1
New Mexico Highlands University	3.33%	1
Northern Arizona University	46.67%	14
University of Arizona	10.00%	3
University of New Mexico	3.33%	1
<b>Total</b>		<b>30</b>



## If you will be transferring to a 4-year, have you already been Accepted for Admission?

Answered: 53 Skipped: 21

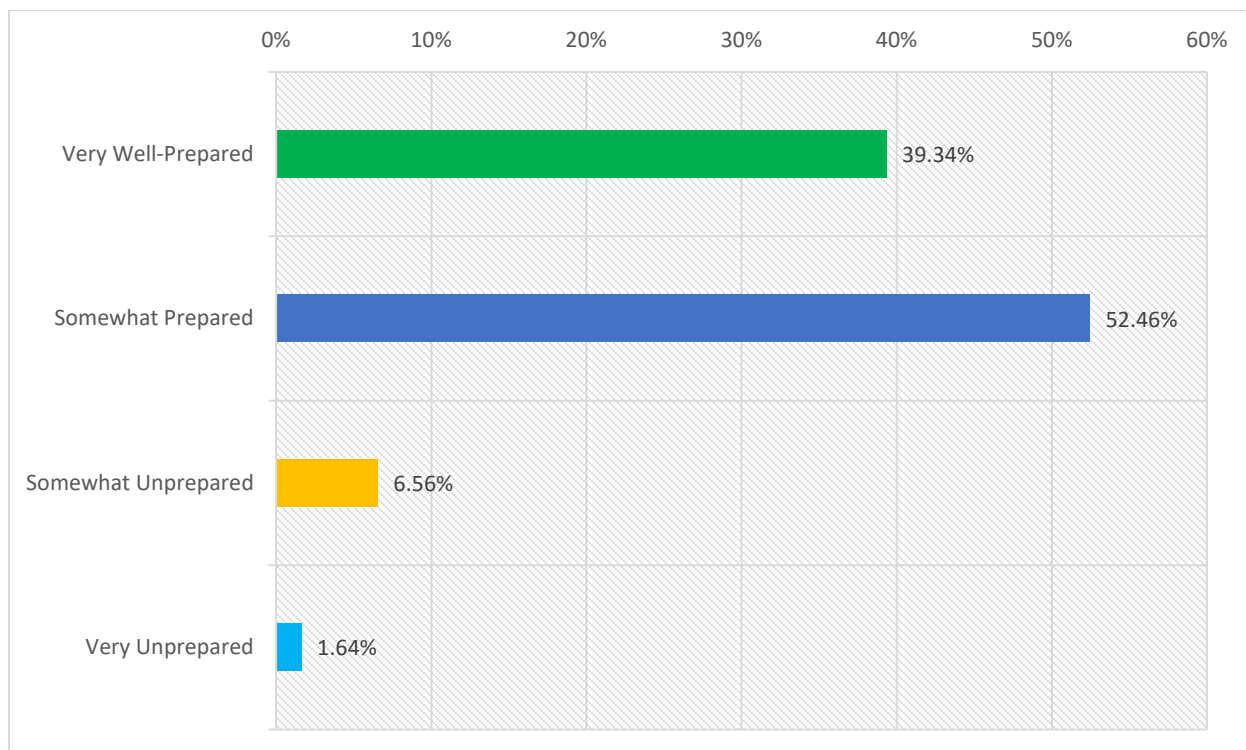


	Percentage	Total
Yes	7.55%	4
No	71.70%	38
Pending Status	20.75%	11
Total		53



## As a result of your education at Diné College, how well prepared are you to transfer to a four-year college or university?

Answered: 61 Skipped: 13

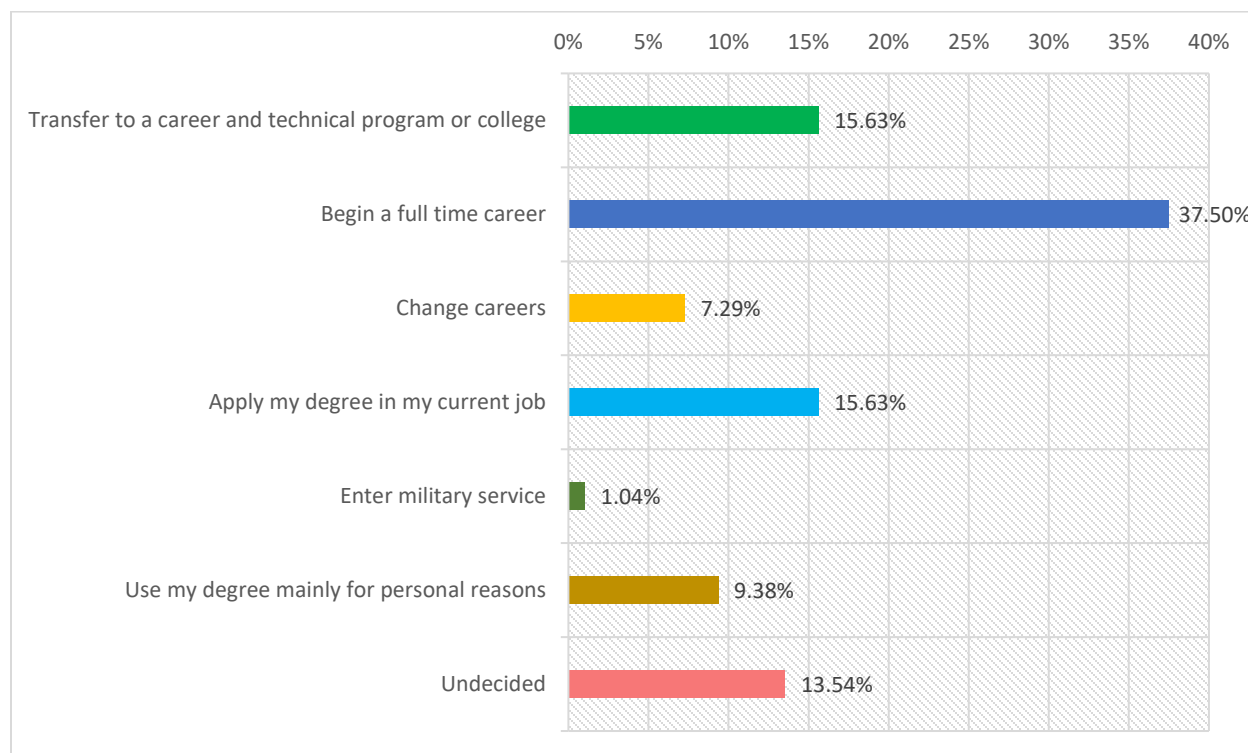


	Percentage	Total
Very Well-Prepared	39.34%	24
Somewhat Prepared	52.46%	32
Somewhat Unprepared	6.56%	4
Very Unprepared	1.64%	1
<b>Total</b>		<b>61</b>



## What is your career plans to use your degree?

Answered: 71 Skipped: 03

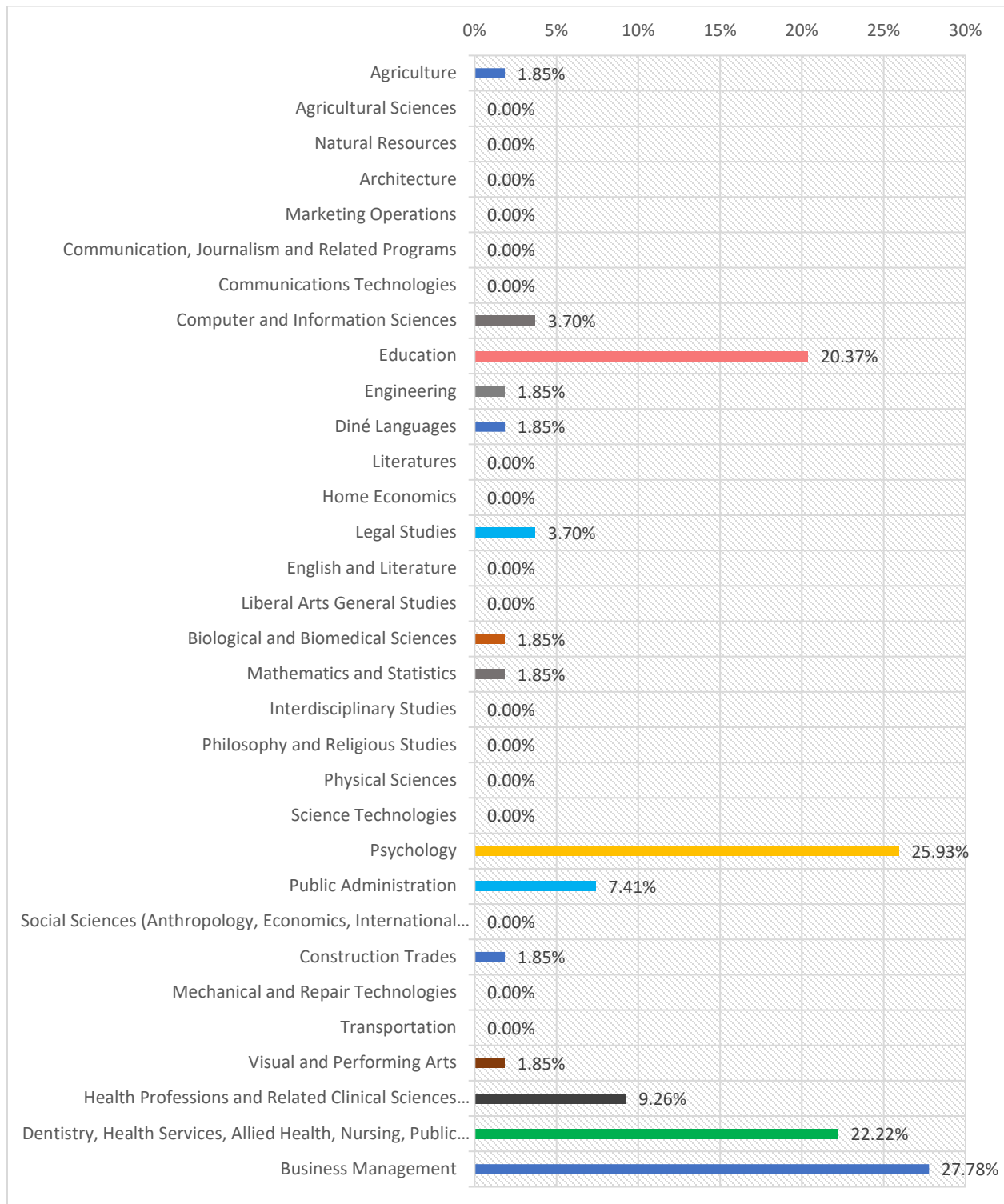


	Percentage	Total
Transfer to a career and technical program or college	15.63%	15
Begin a full time career	37.50%	36
Change careers	7.29%	7
Apply my degree in my current job	15.63%	15
Enter military service	1.04%	1
Use my degree mainly for personal reasons	9.38%	9
Undecided	13.54%	13
<b>Total</b>		<b>96</b>



# What career will you be pursuing?

Answered: 72 Skipped: 02



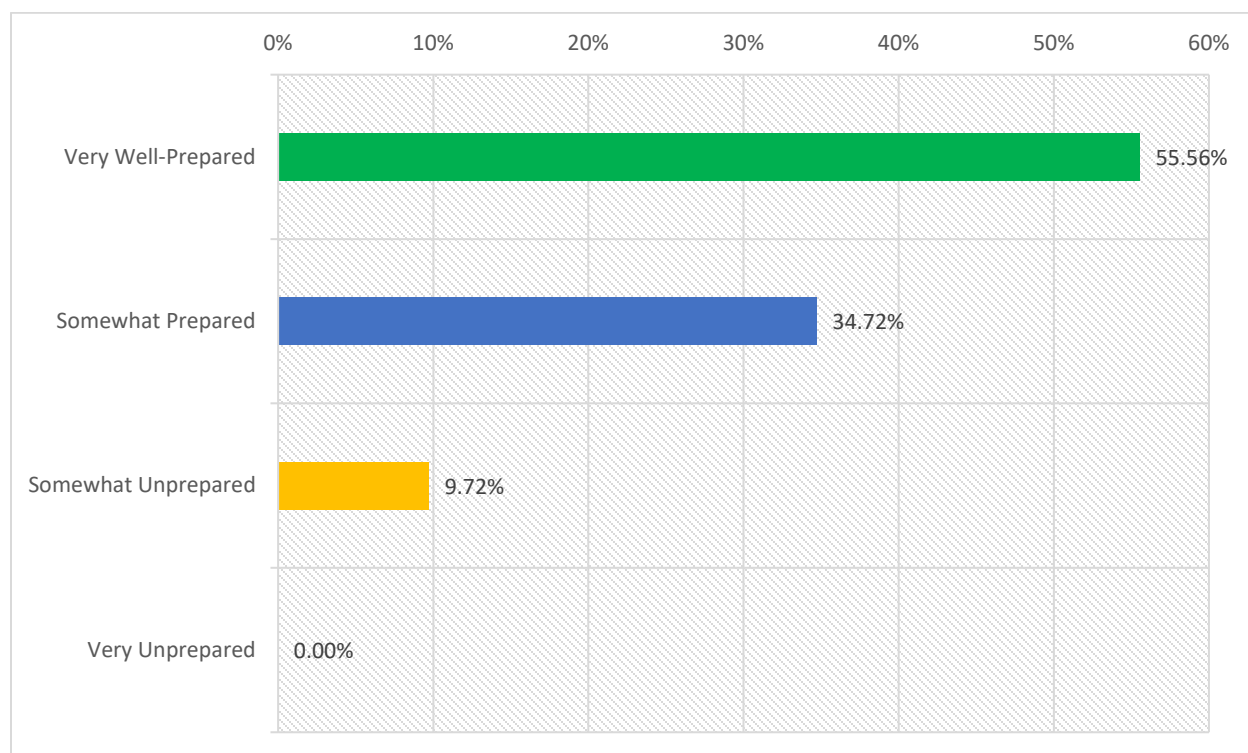


	Percentage	Total
Agriculture	1.85%	1
Agricultural Sciences	0.00%	0
Natural Resources	0.00%	0
Architecture	0.00%	0
Marketing Operations	0.00%	0
Communication, Journalism and Related Programs	0.00%	0
Communications Technologies	0.00%	0
Computer and Information Sciences	3.70%	2
Education	20.37%	11
Engineering	1.85%	1
Diné Languages	1.85%	1
Literatures	0.00%	0
Home Economics	0.00%	0
Legal Studies	3.70%	2
English and Literature	0.00%	0
Liberal Arts General Studies	0.00%	0
Biological and Biomedical Sciences	1.85%	1
Mathematics and Statistics	1.85%	1
Interdisciplinary Studies	0.00%	0
Philosophy and Religious Studies	0.00%	0
Physical Sciences	0.00%	0
Science Technologies	0.00%	0
Psychology	25.93%	14
Public Administration	7.41%	4
Social Sciences (Anthropology, Economics, International Relations, Political Science, Sociology)	0.00%	0
Construction Trades	1.85%	1
Mechanical and Repair Technologies	0.00%	0
Transportation	0.00%	0
Visual and Performing Arts	1.85%	1
Health Professions and Related Clinical Sciences (Medicine)	9.26%	5
Dentistry, Health Services, Allied Health, Nursing, Public Health	22.22%	12
Business Management	27.78%	15
	<b>Total</b>	<b>54</b>



## How well prepared are you to enter the workforce as a result of your education at Diné College?

Answered: 72 Skipped: 02

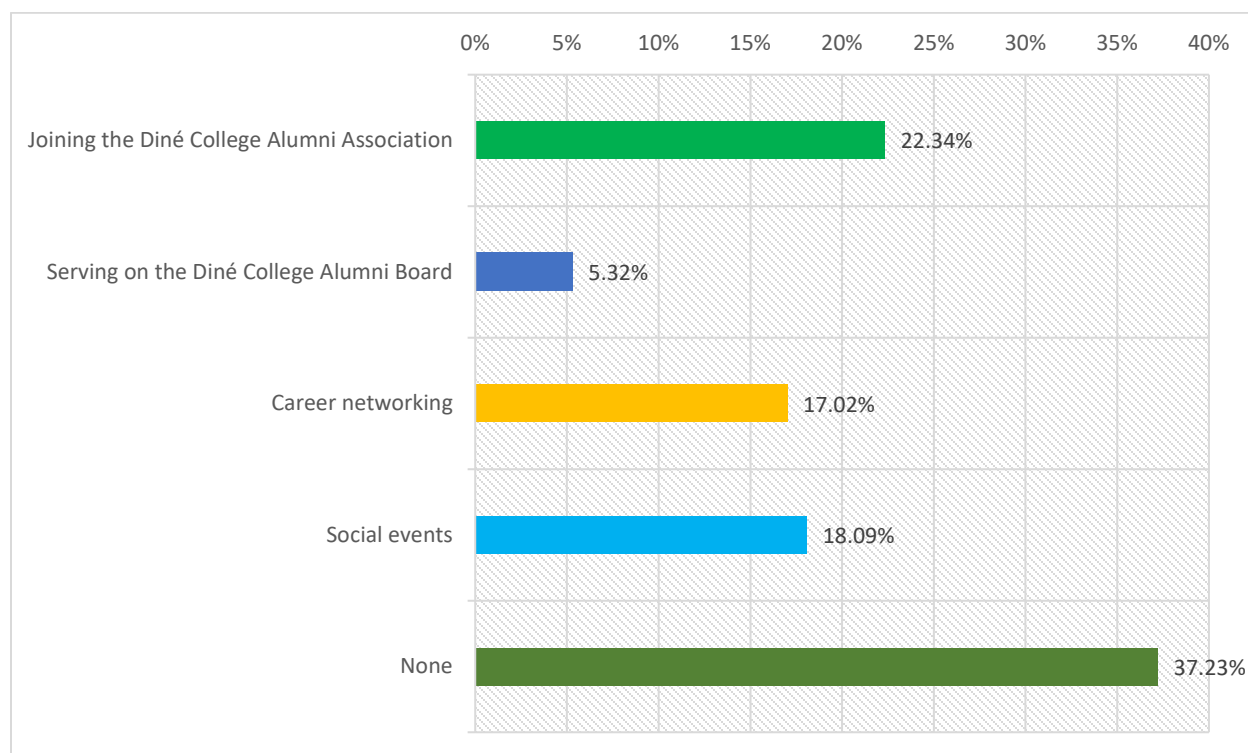


	Percentage	Total
Very Well-Prepared	55.56%	40
Somewhat Prepared	34.72%	25
Somewhat Unprepared	9.72%	7
Very Unprepared	0.00%	0
<b>Total</b>		<b>72</b>



## After you graduate, what Diné College Alumni services or activities would be of interest to you?

Answered: 72 Skipped: 02

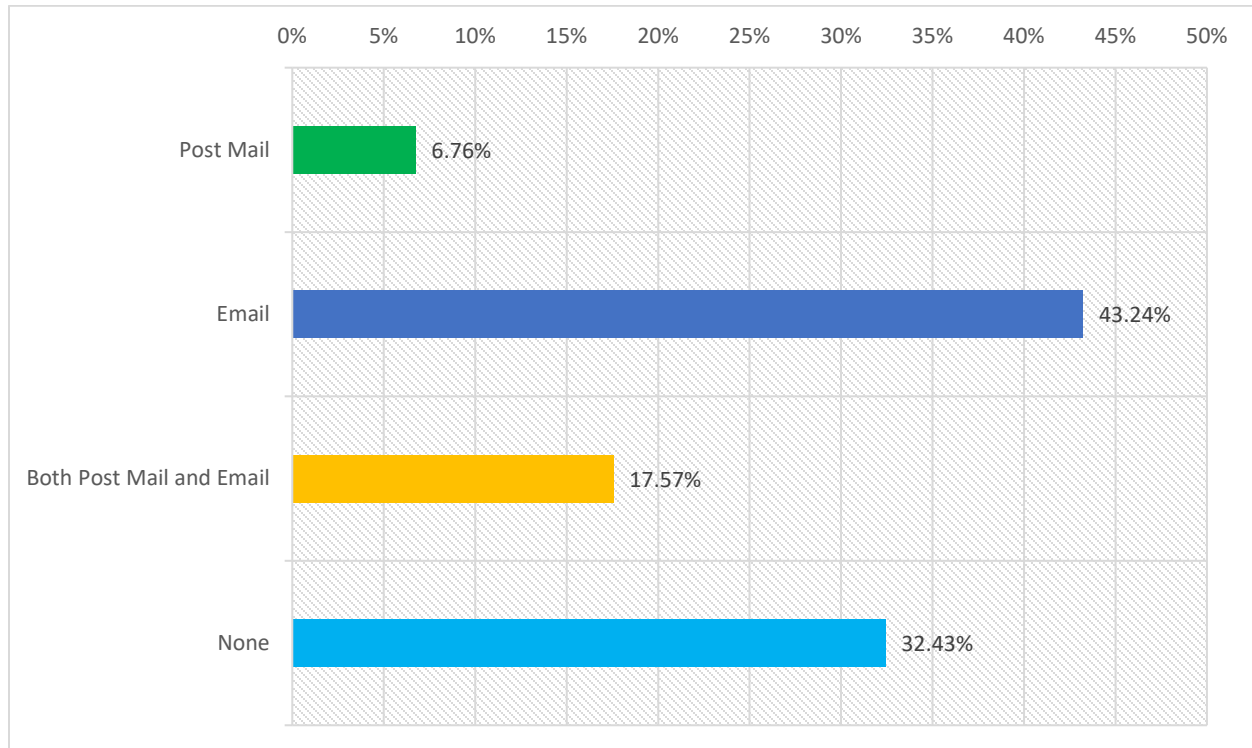


	Percentage	Total
Joining the Diné College Alumni Association	22.34%	21
Serving on the Diné College Alumni Board	5.32%	5
Career networking	17.02%	16
Social events	18.09%	17
None	37.23%	35
<b>Total</b>		<b>94</b>



## How would you like to be notified about Diné College Alumni activities?

Answered: 72 Skipped: 02

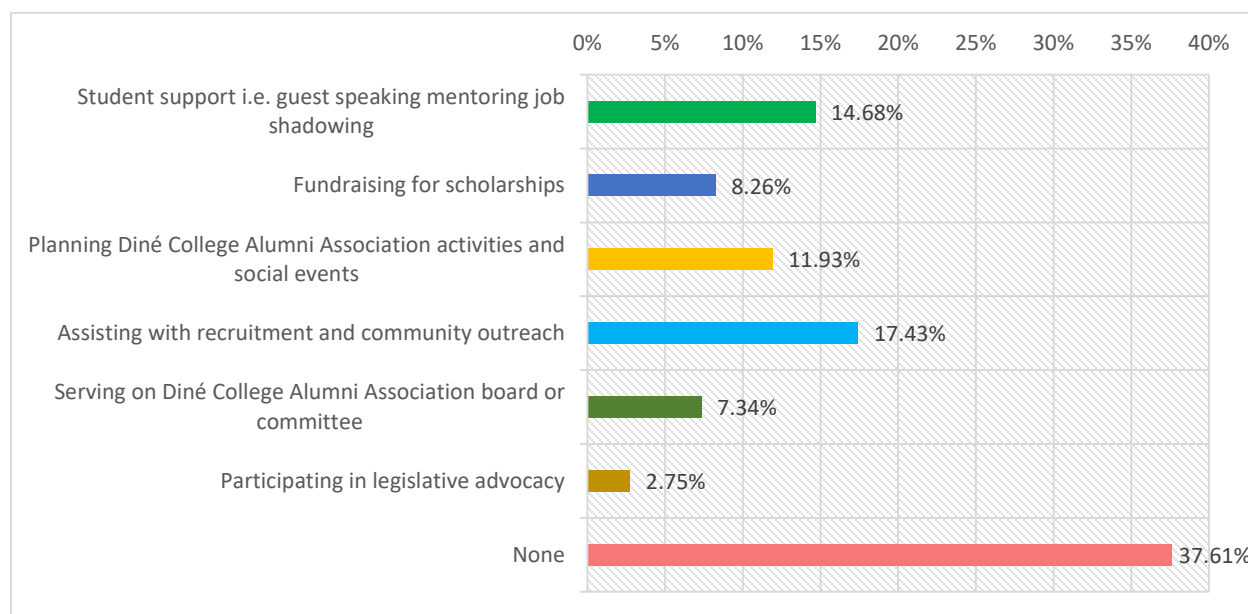


	Percentage	Total
Post Mail	6.76%	5
Email	43.24%	32
Both Post Mail and Email	17.57%	13
None	32.43%	24
Total		74



## Please indicate the type of Diné College Alumni services or activities would be of interest to you?

Answered: 72 Skipped: 02



	Percentage	Total
Student support i.e. guest speaking mentoring job shadowing	14.68%	16
Fundraising for scholarships	8.26%	9
Planning Diné College Alumni Association activities and social events	11.93%	13
Assisting with recruitment and community outreach	17.43%	19
Serving on Diné College Alumni Association board or committee	7.34%	8
Participating in legislative advocacy	2.75%	3
None	37.61%	41
<b>Total</b>		<b>109</b>